

E-ZINE VERSION - 03/09/2026



800-430-RACE | www.Poske.com



WELCOME TO POSKE'S PERFORMANCE PARTS - THE LEADER IN HARD CORE RACE PARTS

Welcome to Poske's Performance Parts Product Catalog. At Poske's, we stock a full line of components to build Pure Stock, Modified, Crate Late Model and Super Late Model Dirt and Asphalt Race Cars along with Street Performance and Drag Racing Cars too!



At Poske's Performance Parts, we are committed to selling you the right part at a fair price in addition to making sure you get it on time. From individual components to complete Race Cars. We greatly appreciate each customer and it is our sincere hope that you will give us the opportunity to serve you.

POSKE'S PRICING

Please feel free to give us a call for any pricing. We have and will continue to do everything possible to sell you parts at the most competitive pricing while at the same time doing our best to provide you with the level of service you deserve and expect and will always strive to do so. For those with internet access you can visit us on the web at www.poske.com and of course you can call us Toll Free @ 800-430-7223 during regular business hours.

POSKE'S RETURN POLICY

Parts returned for exchange or refund must be in resalable condition. No returns for refund after 15 days. No refunds on electrical parts opened and out of their original package or used. All refunds are subject to a minimum 20% restocking fee and returned freight unless the reason for the refund or return is our fault. No return or exchange on any part installed or used. Call for a return authorization number before shipping anything back.

RACE PARTS WARRANTY POLICY

All race parts are sold "AS IS", and with all faults. There is NO WARRANTY EITHER EXPRESSED OR IMPLIED. DAVE POSKE PERFORMANCE PARTS INC. dba DAVE POSKE'S PERFORMANCE PARTS AND HOOISIER TIRE OHIO VALLEY will not be liable for any loss, damage, or injury arising from the use of these products. RACING IS A DANGEROUS ACTIVITY. The user shall determine the suitability and safety of the product for its intended use and the user assumes all responsibility and risk in connection therewith.

UPS SHIPPING MAP



Service Map colors may vary due to differences in hardware and software. This map is a general representation of UPS Ground transit times. For service availability and to calculate the delivery time for a package shipped between a specific origin and destination.

FED EX SHIPPING MAP



1 Day 2 Days 3 Days 4 Days 5 Days 6 Days 7+ Days

USPS SHIPPING MAP



1 DAY PRIORITY MAIL 2 DAY 3 DAY USPS.COM



HOW TO ORDER

We offer several ordering options. We have several dealers that carry our performance products. We encourage you to shop these dealers and if you would like we will provide you with the names of any dealers in your area. If there is no dealer in your area, you can call us toll free. We will be happy to answer any questions you may have and take your order. Please include when ordering, the quantity and part numbers or descriptions and of course include your name, address, zip code and phone number. We accept Visa and Mastercard credit and debit cards as well as Discover and American Express credit cards and if you choose to use a credit or debit card please provide us with all of the necessary information.

Many times from February thru September our telephones are very busy making it difficult to phone in an order. You can also order via fax @ 304-485-8038 or you can email your order by addressing it to Todd, Bryan, Allen, or Kyle directly or email the sales staff in general at sales@poske.com. You can also place an order online via our website at www.poske.com. Most of the items in our catalog can be shipped UPS, Fed Ex or USPS. Orders will have to be prepaid by credit card or check card.

We will do our best to ship your order the same day you place it and most cases will be able to do so. However, due to the many forces affecting the carriers, we cannot guarantee delivery time. Those items that we are not able to ship UPS, Fed Ex or USPS can be shipped common carrier. All common carrier orders have to be paid for in advance of shipment. We have favorable rates arranged with several carriers and will be glad to pass the freight savings on to you.

Kyle Bond Ext. 105
kyle@poske.com

Todd Frye Ext. 119
todd@poske.com

Jordan Riggs Ext. 110
jordan@poske.com

Dial '0' for the first available Salesman

Poske's Performance Parts

1933 Staunton Turpike
Parkersburg, WV 26104

Toll Free: 800.430.RACE

Local: 304.428.5000

Fax: 304-485-8038

www.Poske.com • sales@poske.com

Located just off of I-77 at WV State Route 47,
just 3/8 of a mile west of the Interstate off
exit 174 in Parkersburg, West Virginia.

Allen Hamrick Ext. 107
allen@poske.com

Bryan Metz Ext. 104
bryan@poske.com

Shipping & Receiving
Ext. 109

POSKE'S TABLE OF CONTENTS

SAFETY | 6-13 Harnesses | Window Nets | Seats | Helmets | Neck Collars | Suits | Shoes | Gloves | Radios | Fire Suppression

CHASSIS | 14-15 Roll Cages | Tubing | Chassis Clamps | Chassis Tabs | Battery Boxes | Mounts

BODY | 16-19 Noses | Fenders | Hoods | Roofs | Scoops | Spoilers | Skid Plates | Aluminum Sheets | Rivets | Dzus Fasteners
Bolt Kits | Hood Pins

STEERING | 20-23 Steering Wheels | Quickener | Steering Columns | Power Steering Pumps | Power Cylinders | Tanks | Spindles

SUSPENSION | 24-31 Tie Rods | Control Arms | Springs | Struts | Shocks Rod Ends | Bump Stops | Coil Overs | Tubes

REAR END | 32-35 Pinion Plates | J-Bars | Lift Bars | Pull Bars | Frame Sliders | Shock Mounts | Bird Cages | Quick Change Rear Ends

DRIVETRAIN | 36-39 Axles | Axle Tubes | Gear Covers | Hubs | Spools | Ring & Pinion | Yokes | Center Sections | Rear End Tanks

BRAKE | 40-45 Master Cylinders | Pedal Assemblies | Prop Valves | Hubs | Brake Pads | Brake Rotors | Calipers | Brake Fittings
Brake Gauges | Brake Adjusters | Brake Lines | Brake Fluid | Clutch Lines

WHEELS / TIRES | 46-55 Wheel Adapters | Wheel Studs | Wheels | Mud Covers | Sipers | Durometer | Lug Wrenches | Tires

TRANSMISSION | 56-61 Bellhousings | Clutches | Transmissions | Transmission Components | Driveshafts | Yokes | U-Joints

COOLING | 62-65 Radiators | Screens | Fan Shrouds | Water Pumps | Thermostat Housings | Radiator Fittings | Fans | Pulleys

EXHAUST | 66-67 Headers | Gaskets | Fasteners | Mufflers | Collectors | Header Wrap

FUEL | 68-76 Manifolds | Carburetors | Fuel Lines | Throttle Spring Kits | Carb Spacers | Gas Pedals | Air Filters | Fuel Filters
Regulators | Fuel Pumps | Fuel Cells | Fittings | Hose

ELECTRICAL | 77-85 Starters | Batteries | Cables | Shutoff Switches | Spark Plug Wires | Wire Looms | Distributors | Coil
Ignition Control Boxes | Spark Plugs | Gauges | Gauge Panels | Fittings

ENGINE | 86-93 Camshafts | Lifters | Springs | Valves | Rocker Arms | Bearings | Pistons | Valve Covers | Fasteners Kits
Gasket Kits | Breathers | Timing Covers | Crate Engines | Motor Mounts | Flywheels | Oil Pumps | Oil Pans | Oil Filters

TOOLS / FLUIDS | 94-102 Body Tools | Engine Tools | Garage Tools | Chassis Tools | Suspension Tools | Sealers | Brake Fluid
Cooling Fluid | Power Steering Fluids | Oil Filters | Engine Oils | Transmission Fluids | Gear Oil | Fuel Additives | Wax | Tire Treatment



We are not Printing a 2026 version of the catalog. We have printed a 2026 New Product Supplement. All new products are in this online verion of the Catalog, We will update this approximately every month so check back in,

The graphic features the Poske's Performance Parts logo at the top center, set against a dark background with a grid of various automotive brand logos. The text "2026 NEW PRODUCT SUPPLEMENT" is prominently displayed in the center in a large, bold, red font with a white outline. At the bottom, the contact information "800-430-RACE | www.Poske.com" is written in a white, sans-serif font.

**2026
NEW PRODUCT
SUPPLEMENT**

800-430-RACE | www.Poske.com

OIL PUMPS



**AT BARNES,
INNOVATION IS
A WAY OF LIFE.**



**OIL SYSTEMS
THAT TOP RACING
TEAMS TRUST**



5-POINT HARNESS LATCH/LINK

Bolt-On, Pull Down, 3-inch Shoulder and Lap Belts, No Pads, SFI 16.1
SIM 1B33NIKX..... Ea



5 POINT LATCH AND LINK HARNESS

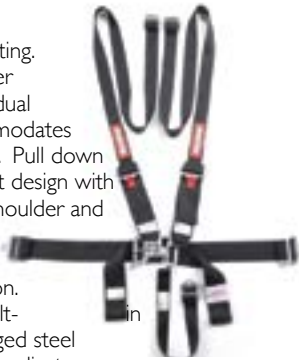
,SFI 16.1, Pull Down Adjust, Individual Harness

SIM 29063BK..... Bolt On/ Wrap Around
SIM 29063BKH..... Bolt-In Hans



5 POINT INDIVIDUAL HANS HARNESS

Exceeds SFI 16.1 Rating. Premium 2" Polyester webbing, twin individual shoulder belts accomodates HNR/HANS device. Pull down style lap belt. 5-point design with 2" crotch strap. 2" shoulder and 3" lap. Double adjustable for ease of installation. Wrap around or bolt-mounting. Drop-forged steel hardware. Shoulders adjust from 20"-62" and lap belt adjusts from 20"-60" and 3" hardware ends installed. Black only.
RAC 717007.....Black



YOUTH ARM RESTRAINT

Arm Restraints; 2"Width; Non-SFI Approved; Polypropylene Webbing; High Grade Steel Hardware Included; Cuffs Adjust from 7-15";Tethers Adjust To 15".
RAC 391002.....Black



GEAR BAG

27" long x 12" wide x 11" deep. three compartment design for helmet, suit, gloves, shoes & accessories. Reinforced base maintains shape when loading and carrying. Padded, adjustable & removeable full length shoulder strap Dual webbed handles with strap keeper. Durable tough nylon shell.
IMP 72000010..... Gear Bag



5-POINT TRANSISION 2 HARNESS INDIVIDUAL

Pull Down Dual Shoulder Straps, 2" to 3"Lowers. For use with Head and Neck Restraints that Require 2" Belts on top.
IMP 59111111-TRANS2



RACERS SERIES 5-POINT HARNESS

Our Quick Adjuster hardware now makes your belts even safer & easier to use. Simply pull down on the pull-ends to tighten and pull up on the adjuster's "handle" to quickly loosen. Exclusive motorsport designed T7 laterally-webbed nylon webbing works perfectly with our hardware and exceeds industry standards. Belt centering system on the pull-ends keeps webbing centered in the adjusters after tightening. All belt mounting ends come standard with wrap-around ends.
IMP 59111111..... Individual Type



MASTER CRAFT SAFETY TRAIL RUNNER RESTRAINTS

IMP 114002.....4Pt Red Utv Sxs
IMP 114003.....4Pt Blue Utv Sxs
IMP 114004.....4Pt Black Utv Sxs
IMP 630036..... Harness Pad 2" Black for Trail Runner Restraints



SIMPSON BAGS

Overnight Carry on. Holds a helmet, head restraint, personal gear and much more.
SIM 23608 .Road Bag
 Manufactured from durable 600-denier poly/PVC material. High quality zippers provide easy access to your gear. Exterior dimensions: approx. 16.5" x 6.5" x 12.25". Fits one helmet
SIM 23609Helmet Bag



ZAMP 5 POINT 3" HARNESS INDIVIDUAL SEAT BELT

SFI 16.1 certified 5-point Seat Harness featuring 3" adjustable (pull-down/pull-out) polyester belts, lightweight latch lock system, and durable steel hardware.
ZAM HARN05S003..... Black



ZAMP 5 POINT HANS HARNESS INDIVIDUAL SEAT BELT

SFI 16.1 certified 5-point Seat Harness featuring 3" to 2" adjustable (pull-down/pull-out) polyester belts, latch lock system, and durable steel hardware.
ZAM HARN01S003Black



ZAMP YOUTH SEAT BELT SET BLACK 2" 5PT

SFI 16.2 certified 5-point Youth Seat Harness featuring 2" adjustable (pull-down/pull-out) polyester belts, latch lock system, and durable steel hardware.
ZAM HARN08S003..... Black



OCTANE SPRING-LOADED WINDOW NET INSTALLATION KIT

Provides easy entry and exit. Pushing against the handle releases or fastens window net. Complete with top spring tube, 3/4" flat aluminum for bottom of net, chassis mounting hardware, handle and instructions
OCT 02-61000Spring-Loaded Installation Kit



OCTANE LATCH AND LINK WINDOW NET MOUNT

Latch style window net installation kit fits 24" nets. Constructed out of durable steel and has a 0.575" diameter. Sold each.
OCT 02-62000Latch and Link Installation Kit





STAND21 CLUB SERIES III HEAD & NECK RESTRAINT

Constructed of thermoplastic-injected resin reinforced with carbon fiber. The self-neutralizing, floating single-tether design allows for maximum mobility while providing a high level of protection at multiple angles. FIA 8858-2010 Homologated & manufacture certified to SFI 38.1. If replacing a Hans that originally used spring-post anchors, you will not need to purchase new posts. For all other users, you will need to purchase compatible spring-posts for use with the Club III. Large is only 11lb. 7oz. 20° Angle for use with most seatback angles.

IMP 6500005 Medium Restraint



HANS HYBRID SPORT



Featuring a lightweight design of DuPont carbon/polymer construction that provides maximum comfort and maneuverability with superior strength. Designed for easily exiting the car without the danger of being entangled in other gear; by offering the lowest profile of any comparable device. Sliding Tether; Quick-release Anchor; SFI 38.1.

SIM HSLRGI I Large
SIM HSMEDI I Medium
SIM HSSMLI I Small
SIM SFIDRK D-Ring Replacements



REV2 LITE NECKSGEN QUICK RELEASE



The REV 2 LITE is the ultimate head and neck restraint. With an adjustable tether system, rubber grip friction pads and, higher belt guides to keep everything locked in place for multiple impact situations. 4 adjustable angles (10-40°). It can accept 2" or 3" seat Belts.

NEC NG23 Small
NEC NG501 Medium
NEC NG502 Large
NEC NG7 Helmet Hardware

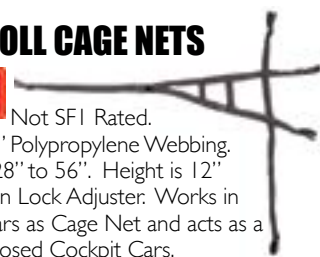
TRIANGLE ROLL CAGE NETS



Not SFI Rated.

Constructed of 1" Polypropylene Webbing. Adjustable from 28" to 56". Height is 12" to 40" with friction Lock Adjuster. Works in Open Cockpit Cars as Cage Net and acts as a Helmet Net in Closed Cockpit Cars.

RAC 727001 Black



80 SERIES STANDARD 20° LAYBACK CONTAINMENT SEAT & BLACK COVER KIT



Designed for street stocks, IMCA modifieds, crate late models, short track racing. Kit consists of

aluminum seat with black cloth cover. 20 degree layback. MIG welded from .100" and .190" thick 5052 grade aluminum. Shoulder and Back adjusts 2-1/2" vertically. Head Restraint adjusts 3/4" vertically. Reinforced head and shoulder restraints for additional support. Energy absorbing impact padding on head restraint. Will accommodate all head and neck restraint systems and 5 or 6 point seat belts. Molded rubber inserts for all seat belt openings. Easy to install black cloth cover. Contoured high-density foam bottom provides inner thigh support.

KIR 80140KIT 14" Seat Kit
KIR 80150KIT 15" Seat Kit
KIR 80160KIT 16" Seat Kit
KIR 80170KIT 17" Seat Kit
KIR 80185KIT 18.5" Seat Kit

SEAT MOUNTS

Constructed using 3/16" high quality aluminum. Bolts to the rear of the seat and then connects to the roll cage. NEVER mount to sheet metal. Some fabrication required.. For 80 Series.

KIR 99210 Rear Mount
 Bolts to the side of the seat and then to roll cage or a structural member on the floor. Has a variety of bolt patterns to adjust the height and layback of the seat. For 09, 16, 36, 39, 41, 41V, 47, 55, 65, 70, 71, and 80 Series.
KIR 99214 Floor Mount



SFI RATED RIBBON WINDOW NETS



Exceeds SFI 27.1 Rating Tag Affixed. Jig-built for consistency. Constructed with premium 1" Polypropylene webbing. 18"x24"

RAC 725005 Black
RAC 725015 Red



86 SERIES FULL CONTAINMENT 20° LAYBACK SEAT & BLACK COVER



NEW FOR 2025 REPLACES 88 SERIES SEAT The adjustable design eliminates the need for a custom seat. Designed for: Dirt Late Model, Asphalt Late Models, Crate Late Models, Midwest Modifieds, Street Stock. 20° Layback. Three-piece design gives 4" total" vertical adjustment. 3" in torso, 1" for head restraint. Head restraint has 2" forward to aft adjustment to keep helmet close to restraint. Head also rotates for increased peripheral vision. Bottom, shoulders, head restraint have built in reinforcing to add to seat strength. Upholstered padding on head reduces vibration and absorbs impact. Connector brackets use nuts to simplify assembly and adjustment. Contoured, elongated bottom supports hips and thighs to eliminate dead air spaces. Padded bottom upholstery has built in leg separator to support inner thigh in high "G" cornering. Low rebound high impact padding comes standard on bottom and rib supports. Redesigned shoulder restraint gives more arm clearance..

KIR 86150KIT 15" Seat Kit
KIR 86160KIT 16" Seat Kit
KIR 86170KIT 17" Seat Kit
KIR 86185KIT 18.5" Seat Kit

KIRKEY KIDS FULL CONTAINMENT SEAT & COVER

Designed for TQ Midgets, Slingshots, Mod Lites, Caged Karts, Bandoleros, and other entry level classes. Seat can be adjusted 5" vertically to raise rib & shoulder supports. Head can be adjusted vertically & horizontally, can also be rotated to increase peripheral vision. Unique shoulder support cover design allows extra 1" shoulder width adjustment. Vertical and lateral adjustable head restraint uses molded high density energy absorbing impact pad to eliminate upholstery on head restraint. Includes black cloth cover. Seat cover insert kit is included to reduce width for smaller children.

KIR 35120KIT 12" Seat Kit
KIR 35140KIT 14" Seat Kit



ORDER ONLINE ANYTIME
WWW.POSKE.COM

zamp**RZ-67D CARBON GRAPHIC FULL FACE SNELL SA2025 HELMET****Head and Neck Support Ready**

Featuring: DDAIR-SYSTEM - New 360° Dual-Density Air Channeling for superior forced air cooling, Large Weave Carbon Mix Shell, Premium color-coordinated plush, removable, washable, fire-retardant crown liner and cheek pads, Dual Chin Curtains, Advanced Aerodynamics, Top Air System - Pre-installed threads for easy installation, Z-20 Series Clear Anti-Fog Shield - Pre-installed, Hydration Ready, Audio Ready

**RS7 CARBON DUCKBILL HELMET**

RS7 Carbon Duckbill (HANS) FIA8859/SA2020 features an ultra-lightweight carbon shell, and provides racers with acoustic comfort, aerodynamic performance and energy absorbing capacities. Featuring an advanced ventilation system with 14 air intake and extraction channels for maximum airflow. Optical grade injected Double Screen Anti-Fog (DSAF) visor for anti-fog control and superior visibility. Factory installed Hans anchors



Gloss Carbon.....S-L



Colors:..... Flo Red, Flo Blue, Flo Green, Black/Grey, Flo Orange, Flo Pink

RZ 38 D FULL FACE SNELL SA2025 DIRT HELMET

Zamp proudly introduces the RZ-38 DIRT, a Snell SA2025 certified helmet built specifically for dirt racers who demand protection, comfort, and focused performance at an unbeatable price. Featuring the same proven shell as our standard RZ-38 model, the DIRT version is optimized for off-road use with reduced venting to block out dust and roost. Including a pre-installed upper chin curtain to prevent dirt and debris from entering the helmet. Top Air System - Pre-installed threads, the all-new 29 Series interior - fully removable and washable - allowing drivers to refresh or customize their fit after intense racing conditions and Z-20 Series Clear Shield system with tensioning tear-off posts

**zamp**

Gloss Black.....Med - XL

RS7 CARBON DUCKBILL HELMET

(HANS) FIA8859/SA2025 Based on the HP7 design and featuring an ultra-lightweight carbon shell, unmatched acoustic comfort, aerodynamic performance and energy absorbing capacities. The sleek design features an advanced ventilation system with 14 air intake and extraction channels for maximum airflow and ventilation.



Gloss Carbon.....60(7 1/2) or 61(7 5/8)

**GTX3 CARBON HELMET**

The GTX3 Carbon FIA8859/SA2020 Helmet is used on dirt race tracks around the globe it provides industry-leading performance and is a perfect for competing in open wheel forms of motorsports. Featuring an ultra-lightweight carbon shell, integrated rear spoiler for enhanced aerodynamic performance at higher speeds, venturi air-exchange system, and double screen anti fog (DSAF) shield, the GTX3 Carbon is ideal for dirt track and other challenging forms of racing

Gloss Carbon.....S-XL
Matte BlackS, Med, XL - 3XL

**BR8 SA2020 HELMET**

Designed for off-road and dirt forms of racing, the BR8 can be used in multiple configurations. Utilizing an innovative kit system (included with the helmet), it can be customized to adapt to different forms of racing and seat configurations. Featuring an aerodynamic front duckbill, Double Screen Anti-Fog (DSAF) insert, and rear-facing Venturi airflow vents. The helmet can be used with or without ear cups (not included). M6 terminals for FHR anchor attachment and homologated for use with approved head and neck devices.



Matte Black.....Med - L

IMPACT VAPOR HELMETS

Gray Matter fire-retardant covered liner made of Impact's "intelligent" single piece variable-density core. Shell construction features proprietary space-age Carbon-Kevlar® tri-weave composite. .125" Clear Shield comes standard with 3 position detent. Interchangeable cheekpads for a perfect fit (comes with std cheekpads, other sizes are extra). Fire-retardant Kevlar® chinstrap with locking dual D-ring design. SNELL SA2020 CERTIFIED.



Top air inlet to keep your helmet free and clear.
Top Air Gloss BlackMedium - XL
Standard Gloss Black.....XL

SUPER CHARGER HELMETS

Shell construction featuring proprietary lightweight composites. Extended chin foil captures downward airflow to reduce helmet lift and buffeting. Interchangeable cheekpads for a perfect fit (comes with std cheekpads, other sizes are extra). Fire-retardant Kevlar® chinstrap with locking dual D-ring design. Impact's low-profile Head Dress air induction system. Gray Matter fire-retardant covered liner made of Impact's "intelligent" single piece variable-density core. A wide-angle eye port, allowing a panoramic field of vision. .125" Clear Shield comes standard with 3 position detent. SNELL SA2020 CERTIFIED.



Slide Air Gloss Black.....Large

CHARGER HELMETS

Shell construction featuring proprietary lightweight composites. Dual slotted forehead vents. Wicker bill design for aerodynamic down-force and air flow stabilization. Extended chin foil captures downward airflow to reduce helmet lift and buffeting. Gray Matter fire-retardant covered liner made of Impact's "intelligent" single piece variable-density core. A wrap-around eye port, allowing a wide-angle panoramic view. Interchangeable cheekpads for a perfect fit (with std cheekpads, other sizes are extra). Fire-retardant Kevlar® chinstrap with locking dual D-ring design. .125" Clear Shield comes standard with 3 position detent. SNELL SA2020 CERTIFIED.



Gloss Black..... XL

PRO 20 HELMET**RaceQuip**

The RaceQuip PRO20 is a Snell SA2020 rated full face auto racing helmet. The shell is built using pre-preg composite materials placed into pressurized steel molds to achieve the best combination of light weight and strength. Reinforced M6 threaded HANS/HNR inserts are mated to the shell along with an expanded polystyrene (EPS) liner. The distortion free 3mm polycarbonate faceshield features a red anodized aluminum pivot kit, hand ratcheting TearOff posts, and a silicone eyeport gasket to seal out dust and dirt. A wide eyeport provides good peripheral vision and allows the use of personal eyewear. The comfort fit blended Nomex® interior along with vents on the top and back help keep the scalp cool. All these features are wrapped in a stylish aero design FRP composite shell with a medium sized chin spoiler.

White.....Med - XL
Steel.....XL
Flat Black.....Med, XL

YOUTH FULL FACE SFI 24.1-20 HELMETS**RaceQuip**

SFI 24.1 rated full face auto racing helmet that has a smaller shell for youth racers. The FRP Composite shell is a balance between lightweight and strength. Reinforced M6 threaded HANS/HNR inserts are mated to the shell along with an expanded polystyrene (EPS) liner. The 3mm polycarbonate faceshield features an aluminum pivot kit, hand ratcheting TearOff posts, and a silicone eyeport gasket to seal out dust and dirt. A wide eyeport provides good peripheral vision and allows the use of personal eyewear. Extra cheek pads are included with each helmet to allow sizing of 51, 52, or 53cm to cover the most popular size range for kids. The comfort fit blended Nomex® interior along with vents on the top and back of the shell help keep the scalp cool. Includes a medium chin spoiler.

RAC 2260096Gloss Black
RAC 2266696Steel



SA2020 TOP AIR HELMET



RaceQuip

Compact Design
Cools and Eliminates Fogging, Super Low Profile Manifold
Accepts Standard

1.250" Round Hose. Air is Routed Under Shell and Across Faceshield Before Exiting, HANS/HNR M6 Threaded Inserts in Shell, Pre-Preg FRP Composite Shell, Expanded Polystyrene (EPS) Liner, Comfort Fit Blended Nomex™ Interior, Distortion Free 3mm Polycarbonate Low Fog Shield, Great Peripheral Vision, Silicone Eyeport Seal Keeps Out Dirt, Kevlar™ Chin Strap, Fire Retardant Paint & Interior, Aluminum Pivot Kit with Adjustable Friction Lock, Tear-Off Posts Hand Ratchet to Eight Positions, Slick Aero Design With Chin Spoiler

White..... Med
Flat Black..... Med, L, 2XL

CARBON FIBER DEVIL RAY HELMET

Exceptionally lightweight high pressure carbon shell, that weighs in at 2.9 lbs. for size medium. With enhanced impact protection and multiple different forced air options, the Carbon Fiber Devil Ray combines exceptional performance and great value. Snell SA2020 approved.

SIM 783004C..... X Large
SIM 84300A..... Clear Shield



SIMPSON

SPEEDWAY SHARK HELMET

The Speedway Shark has defined "Wave Eliminators" to increase functionality from an aerodynamic aspect for reduced buffeting. One clear shield installed. Frontal head restraint ready. Includes helmet bag. SNELL SA2020 CERTIFIED. Black.

SIM 7707582..... 7-3/8



SIMPSON

360° HELMET SUPPORT COLLARS

Full round shape, 2" Thick tapered wedge design. Flame retardant high density foam. Velcro closure. Fits Necks up to 19" (except youth size). SFI 3.3 Rated. Available in Black Youth and Adult



RaceQuip

zamp

HEAD AND NECK SUPPORT READY HELMET

Zamp's RZ-65D Premium DIRT HELMET with new Snell SA2020 rating on a Lightweight Large Carbon Fiber weave.
Black/Grey..... Med - XL
Black..... Med



DIRT HELMET

Zamp's Snell SA-2020 certified Dirt-specific helmet is based on the RZ-36, the lightweight RZ-36 DIRT has no front vents, keeping the dirt & dust out! It also includes a removable/washable interior, allowing the wearer to replace with a new



zamp

liner due to harsh driving conditions or create a custom fit. Loaded with features, this model offers safety at an unseen value. RZ-36D Gloss Black, Full Face, Snell SA2020, Head And Neck Support Ready.
Gloss Black..... Med - Lg

zamp

YOUTH HELMET

The RZ-42Y Snell CMR2016 is the ultimate youth helmet! With all the features of the top adult helmets, a smaller and super lightweight shell make it the perfect fit for the youth market.
ZAM H753C2452..... XXS 6-1/2
ZAM H753C2454..... XS 6-3/4
ZAM H753C2456..... Small 7
ZAM H753C2457..... Medium 7 1/8
RZ-37Y, SFI 24.1 Youth Helmet
ZAM H757C3456..... Small Pink/Purple, 7



OCTANE ROLL BAR PADDING

OCTANE

Fire retardant high density padding Offset hole provides more protection towards driver:
OCT 02-50001..... Black
OCT 02-50002..... Red
OCT 02-50003..... Blue
OCT 02-50004..... Yellow
OCT 02-50006..... Orange



HELMET BLOWER & PARTS

OCTANE



105 CFM Complete with 4' Hose, Sealed Blower, Air Filter, Cover and Mounting Bracket
OCT 12-1050..... Helmet Blower Kit
OCT 12-1070..... Clamp On Fresh Air Blower Filter
OCT 12-1080..... Blower Top Shroud
OCT 12-1090..... Blower Clamp Bracket
OCT 12-1470..... Blower Adapter 3 to 1.25"
OCT 12-1480..... 4' Hose Kit With 1-1/4" Ends
OCT 12-1490..... 1-1/4 End For Blower & Helmet Front

4" HELMET BLOWER FILTER

Standard Type Helmet Blowers.
WIX 42371..... Filter



FRESH AIR HELMET BLOWER KITS

OCTANE

Kits Include: Hose, and 1.5" Chassis Mount. Wired with 2 pin weather tight connector. Black plastic. The Battery Powered Kit Uses Dewalt style Battery (Battery is not included)
OCT 12-1100..... Battery Powered
OCT 12-1200..... Wired



IMPACT MAX II NOMEX HEAD SOCK

Impact's Head Sock is made of fire-retardant Nomex®. It is extremely durable and moisture managing and is soft, comfortable and breathable. It is strongly recommended for use by us even if your sanctioning body doesn't require it, your safety should always be the the highest level possible.
IMP 74000913..... Single Eye Head Sock



IMPACT

HELMET SKIRTS

zamp

This Helmet Skirt provides an additional safety layer under and around your helmet. Helps to keep dirt and debris out of your helmet.
FR Acrylic/Cotton Blended. Single Layer. Breathable Material SFI 3.3.
ZAM RA001003..... Skirt
ZAM RA003003..... Dirt Skirt





HELMET ACCESSORIES

Pivot Kits

GP3-Carbon, GP3-Sport, GTX3-Carbon

BEL 2020001 .SV (SE03/SE05) Black

BR8 (No Hans) SA20, GP2 Youth + BEL 2020021SRV-I (287/SRV-8) Black
GT6-Pro, GT6-Rally, RS7, RS7-PRO + BEL 2020071SV (SE07, SE077, SE06) Black



Misc Accessories

BEL 2070131 10Hole Top Kit Clear
BEL 2080002Replacement Foam Eyeport
BEL 2100001HANS Clip Set Silver
BEL 2070066 Small to Lrg Hose Adaptor
BEL 2110001 Breath Deflector



Shields

New BR1, M4 & Sport 281
BEL 2010161 CLEAR
DOM 2, GTX 2, BR8
BEL 2010171 287 SRV CLEAR
GTX3, GP3
BEL 2010001SE03 CLEAR
DOM, GTX 276
BEL 2010151SRV CLEAR
RS7
BEL 2010041SE07 CLEAR

HELMET SHIELDS & ACCESSORIES



IMP 11111131Thin Cheek Pad (pr)
IMP 12199901Fog Free Vapor/Charger Draft Clear Shield
IMP 19399901 ..Fog Free Draft/SS/Spider Clear
IMP 10000000Helmet Pivot Kit



HELMET ACCESSORIES



IMP 10000012Helmet Breath Deflector
IMP 10000110Frontal Head Restraint Post Anchor Clips
IMP 11111124Thin V-Style Cheek Pads for Charger/Vapor Helmet

HELMET SHIELDS

Fit RaceQuip Helmets. 3mm Polycarbonate construction. Visor Strip and Tear-Off Posts included.



RAC 204001 .Clear Shield Youth
RAC 202110 Ratcheting Tear Off Posts
RAC 205661Shield Hardware

CLEAR SHIELDS

Speedway Rx, Diamond Back & X-BANDIT
SIM 1020-17 Clear
Shark/Vudoo
SIM 1010-17 Clear
Voyager, Sidewinder
SIM 1030-12 Clear
RX
SIM 89200 Clear
Super Bandit & Diamond Back
SIM 89400 Clear



HELMET zamp ACCESSORIES



Z20 Shields
ZAM HASZ20CL Z20 Clear Shield
ZAM HASZ20CLAFDIRT ...DIRT Clear Anti Fog
ZAM HASZ20AMAF Amber Anti Fo
ZAM HASZ20PHOTO Auto Darkening
ZAM HASZ20CLAF Clear Anti Fog
SFI JUNIOR 360 NECK COLLAR
ZAM NC002003YBlack
Top Air Inlet for RZ Low Profile Helmet
ZAM HTA2203FFlat Black
ZAM HTA20003 Gloss Black
Misc Accessories
ZAM HACOM003 Headphone Kit
ZAM HARZ201 Z Series Helmet Shield Pivot
ZAM HTV200CLRZ Series Clear Top Mount Helmet Vent
ZAM KITEAR003COM Ear Cup w/ speakers
ZAM NC002003YBanana Speedstack
ZAM NT006003 ..Head & Neck Support Z-Tech Series 6A, Sfi 38.1
ZAM NZHC001AQuick Release Post Style
ZAM HTA22ADPHose Adapter

EZ TEAR OFF RAMP

EZ Tear provides a way that protects the folded tabs and guides your hand to the top tearoff. Universal and attaches between the lens and the tearoff post.
PUL EZTS101BKShield Mounted



TEAR OFFS



The XStack helmet system, features a patented laminated tearoff technology. 2 mil thick. Each sleeve contains 3 stacks of 10 tearoffs. For a total of 30 tearoffs per sleeve.

ROP 9900Billet Aluminum Tear Off Post
Simpson Voyager
ROP 10201C Clear Tear Off
ROP 10201SSmoke Tear Off
Matrix/SX1/Jr Shark/HJC Auto
ROP 10203C Clear Tear Off
RX/Super Bandit/Diamondback/Raider
ROP 10204C Clear Tear Off
ROP 10204SSmoke Tear Off
Vortex/BR1/M4/Sport
ROP 10205C Clear Tear Off
ROP 10205SSmoke Tear Off
GTX3
ROP 10206C Clear Tear Off
ROP 10206SSmoke Tear Off
287/Star/Dominator2/GTX2/GP2/FS2/Inf EP
ROP 10208C Clear Tear Off
ROP 10208SSmoke Tear Off
Shark/Super Shark/Vudoo/Super Sport/Spider/
ROP 10209C Clear Tear Off
ROP 10209SSmoke Tear Off
Venator, WTX Series, Phenom SS
ROP 10210C Clear Tear Off
Vador 12-114"
ROP 10211C Clear Tear Off
Arail GP6S/GP6PED/SK-6
ROP 10218C Clear Tear Off
Vapor/Air Vapor/Charger/Super Charger/Draft
ROP 10230C Clear Tear Off
ROP 10230SSmoke Tear Off
Champ/Nitro/Super Cyclone
ROP 10231C Clear Tear Off
Speedstack Bell RS7, HPS7 w/SE07 Shield
ROP 10237C Clear Tear Off
Speedstack Stilo STS
ROP 10253C Clear Tear Off

TEAR OFFS

2 mil. Tearoffs are packaged 10 per pack,

ULT 1201C Straight Voyager 11-1/2"
ULT 1202C .. Long Curved Bell, G-Force 12-3/8"
ULT 1203C ... Short Curved SX, Voyager 11-1/2"
ULT 1204C ... Simpson RX, Super Bandit 11-1/2"
ULT 1208C Simpson 12"
ULT 1209C Shark, Impact Wizard
ULT 1211C Bell GTX3
ULT 1213C Simpson Super Shark, Voodoo
ULT 1214C Vapor/Charger,
ULT 1215B 2007 & Up Champ
ULT 1216C Little Champ, Bell X15
ULT 1218C Bell Vador/RaceQuip Vesta
ULT 1223C Bell Star, GTX2, Dom 2
ULT 1230C New Vapor/Charger
ULT 1256C Curved Bell 12 1/4"
ULT 01912 Tear Off Post Aluminum Buttons (pair)

ULTRA-SHIELD

ALUMINUM TAPERED TEAROFF POSTS

OCT 12-2000 Tearoff Posts





PRO-TX SUIT SFI 3.2A/5

The Bell Pro-TX Series models feature contemporary design, ultra-lightweight, breathable fabrics and professional fit to meet



the unpredictable demands of any racing environment with supreme confidence.

Grey/Orange M-XL

HELIX RACING SUIT

Designed with athletic performance-enhancing features to reduce weight and driver restrictions. SFI 3.2A/5 certified. DuPont® Nomex® fabric. 270° arm and back gussets. Knee and inner thigh stretch panels. Lower back stress relief panel. Upper back ventilation port. Black/Grey Med - XL




NOMEX 1PC DOUBLE LAYER SFI-5 RACING SUIT



The 120 Series Suit Exceeds SFI 3.2A/5 Rating. Shiny Pyrovatex FRC Outer Layer and Nomex middle layer. Soft durable Pyrovatex FRC lining TPP rating of 25. Internal bag pockets with boot cut pant legs. Black epaulets, belt and collar with contrasting arm and leg stripes. Two-piece adjustable belt with pleated back for flexibility. Two-way brass YKK zipper.

Suits XL



ADV-TX SUIT SFI 3.2A/5



Bell's ADV-TX suit features satin fabrics, ultra lightweight inner liner, the latest dry/stretch fabric system for temperature management, full floating arms to maximize range of motion, side, groin, rear elastic stretch panels, reinforced extraction handles, internal pockets, hidden boot cut

Black/Red M-2XL

RACER 1-PIECE FIRESUIT

Hand made with floating 360° sleeves, boot cut leg cuffs & an expandable lower back gusset? Made of a Matte-Finish Futura Nomex. and comes standard with our ImpactMAX cool & comfortable fire-retardant liner, box quilting, a wide athletic shoulder silhouette, inset front pants pockets, a banded collar & adjustable hook and loop fastened belt. Available in Black with silver piping.




Suits Large

NOMEX DOUBLE LAYER SFI-5 RACING JACKETS & PANTS

Exceeds SFI 3.2A/5 Rating. Shiny Pyrovatex FRC Outer Layer and Nomex middle layer. Soft durable Pyrovatex FRC liner. TPP rating of 25. Internal bag pockets with boot cut pant legs. Black epaulets, belt and collar with contrasting arm and leg stripes. Two-piece adjustable belt with pleated back for flexibility. Two-way brass YKK zipper. Black

Jackets Medium - 2XL
Pants Medium - XL



LIGHT WIEGHT RACING SUIT



Stylish, comfortable suit. Hand-crafted from lightweight sateen Nomex® this suit is certified to SFI 5 specification. Also features V-stitch quilting for exceptional thermal performance, Fire-retardant outer layer with light weight cool comfortable inner. Functional Back & Auxillary Gusset, a 180 degree belt, Anatomical Stretch Crotch, 360 degree full-floating arm gussets, and inset front pockets for superior comfort! S - 3XL including half sizes Black/Grey Specify Size



SPORT-TX SUIT SFI 3.2A/5

Incorporating performance, innovation and value, Bell's SPORT-TX suit is designed for all levels and forms of racing, featuring the latest styling, high-quality, breathable fabrics, performance inner liner, full floating arms to maximize range of motion, rear elastic stretch panel, reinforced extraction handles, internal pockets, hidden boot cut.



Youth, Black XS-XL
Adult, Black S-2XL

SFI-3.2A/1 SINGLE LAYER RACING JACKETS & PANTS



Exceeds SFI 3.2A/1 Rating. Single layer Pyrovatex FRC construction. TPP rating of 11. Black epaulets, belt & high black collar with contrasting black arm & leg stripes.. Internal bag pockets. 2-piece adjustable belt with pleated back .Two-way brass YKK zipper: Black pants designed to go with any jacket.

Jackets Small - 5XL
Pants Small - 4XL



SFI-3.2A/1 SINGLE LAYER RACING SUITS



Exceeds SFI 3.2A/1 Rating. Single layer Pyrovatex FRC construction. TPP rating of 11. Black epaulets, belt and high black collar with contrasting black arm and leg stripes. Black wrist and ankle cuffs. Internal bag pockets. Two-piece adjustable belt with pleated back for flexibility. Two-way brass YKK zipper.

Suits Sm, L, XL 3XL



KIDS PROBAN 1 PC RACING SUIT



Exceeds SFI 3.2A/1 Rating. Single-layer Pyrovatex FRC Construction. Black with Red Epaulets and Red High Back collar. Contrasting Red Arm and Leg stripes with black wrist and ankle cuffs. Internal bag pockets and two-way brass YKK zipper: Pleated back panel for flexibility. One-piece suit only.

Suits XXS - XL



ZR-10 BLACK YOUTH RACE SUIT

This SFI 3.2A/1 approved lightweight FR Cotton suit is available in a large range of sizes to fit all drivers. A lightweight, comfortable, stylish suit packed with features.

Sizes Sm - L





SPORT-TX SHOE SFI 3.3/5

Bell's SPORT-TX mid cut racing shoes offer value and performance, the latest design and materials



with features including durable sole with rounded heel for

excellent peddle feel, side protection, reinforced front, Velcro strap for ankle support, rear bellow. In Full and half sizes

Black.....8-13



OCTANE/WARRIOR HI-TOP RACING SHOES



Black Mid-Top Driving Shoe. SFI Approved, Suede with Flame Retardant Interior.

Sizes.....7-14

SFI RACING SHOES

Exceeds SFI 3.3/5

A soft suede leather outer layer with a flame retardant Pyrovatex liner and padded ankles, orced & double-stitched. Molded rubber sole with padded ankle & arch support with achillies flex opening.



Sizes.....8-13

EURO CARBON-L RACING SHOES



Exceeds SFI 3.3/5

Rating. Tag affixed to toungue. Suede leather upper; Pyrovatex Flame Retardant liner. Upper reinforced & double-stitched. Molded rubber sole with padded ankle & arch support with achillies flex opening. Available in black.

Sizes.....1-13

FUSION RACE SHOE



This Midtop SFI 3.3/5

certified. Shoe has a single speedfit closure that locks away Nomex@laces. Relief cut for maximum flexibility. Satin suede toe, heel and lace guard reinforcements. Fleece fire-retardant lining. Triple layer anterior toe layer for added wear protection. Non-slip, super sensitive PU sole with posi-grip traction. In Full and half sizes

Black/Grey 7 - 12

ADV-TX GLOVE SFI 3.3/5

The ADV-TX gloves provide outstanding wheel feel and excellent grip, featuring the latest performance fabrics, external seams, pre-curved fingers, double elastic wrist, fire-resistant silicone and suede leather palm inserts.

Black/Red.....S-2XL
Black Orange.....S-2XL



SPORT-TX GLOVE SFI 3.3/5

The ADV-TX gloves provide outstanding wheel feel and excellent grip, featuring the latest performance fabrics, external seams, pre-curved fingers, double elastic wrist, fire-resistant silicone and suede leather palm inserts.

Black/Red.....S-XL



AXIS DOUBLE LAYER DRIVING GLOVES



Features external seams, reducing pressure points and abrasion while the elastic zig-zag gauntlet closure ensures the gloves stay comfortably in place. SFI foundation's 3.3/5 specification

Available Sizes.....Med - 2XL



DOUBLE LAYER SFI-1 RACING GLOVES

Exceeds SFI 3.3/5 Rating. Double layer Nomex Knit construction. High grip black suede leather reinforced black. Soft, supple & comfortable. Hook & look adjuster strap.

Available Sizes.....Sm - XL



RACEQUIP YOUTH GLOVES

Exceeds SFI 3.3/5 Rating. Double Layer Nomex Construction. Appropriate for NHRA Jr. Dragsters or Quarter Midget use. High grip black suede leather reinforced black. Soft, supple & comfortable. Hook & look adjuster strap.

Available Sizes.....Sm - L



BLACK SUPER SPORT GLOVES

The Super Sport Glove is an entry level racing glove that protects and performs. This is an SFI 3.3/5 certified glove of Nomex@ construction. Popular reverse seams and silicone graphics finish out the design. The Super Sport is an exceptional value and will not disappoint.

Available Sizes.....Med - XL



DRIVER X GLOVES

From Eldora to Baja, the Driver X has been the choice of championship drivers around the world. Constructed of Carbon X@ for superior fire protection and breathability. A goatskin leather palm offers increased durability without suffering loss of feel to the wheel. Elastic wrist for secure fit and SFI Spec 3.3/1

Available Sizes.....XL



ZR-50 DOUBLE LAYER SFI 3.3/5 RACING GLOVES



The Zamp ZR-50 Race Glove in Fire Retardant Fabric features high-quality reverse seam construction, an elastic enclosure, and thin leather palm, these light-weight two-layer gloves are the perfect choice for racers.

Available Sizes.....Sm - XL



SINGLE LAYER SFI-1 RACING GLOVES



Exceeds SFI 3.3/1 Rating. Single layer Nomex Knit construction. High grip grey suede leather reinforced palm. Soft, supple and comfortable. Hook and look adjuster strap.

Available Sizes.....Sm - XL



STANDARD GLOVES



Black.....Med
Red.....Large, 2XL
Green.....Small - 2XL

VIBE GLOVES



Stealth Black.....Med, 2XL
Coyote.....Sm, Med

RENEGADE A6 IMPACT WORK GLOVES



Sizes.....Med - XL



RACECEIVER



The RACEceiver saves time by allowing officials to talk to all the drivers at the same time and lets you get on to more racing. Virtually all tracks and series today use frequencies between 450-470mhz, & the RACEceiver handles all of them.

- RCV FI 600..... Fusion+ No Earpiece
- RCV FI 600700..... Fusion+ Semi-Pro Pkg
- RCV EP700..... Semi-Pro Earpieces
- RCV HOL-1..... Holster
- RCV BC-1..... Battery Cover
- RCV 443..... Foam Covers for Earpiece
- RCV CPDE..... Custom Mold Earpiece Kit

RACECEIVER ELEMENT



The RACEceiver Element is Water & Dust Resistant with an internal, rechargeable battery. For Safety and Efficiency Race officials broadcast directly to drivers. Just plug the included USB charging cable into a power source, a full charge should take about 4 hours. You'll be all set for the entire evening. The RACEceiver Element has the same pre-programmed 1600 UHF channels or frequencies that all RACEceivers have! The Element comes with a USB charge cord, holster, and cushioned zip pouch.

- RCV EI 600..... Element
- RCV EI 600700..... Semi-Pro Package
- RCV EUCC..... Element Charging Cable

RACECEIVER HELMET HOLSTER

Radio Receiver Holder, Hook and Loop Helmet Mount, Plastic, Clear, Raceceiver Radio Receivers



RACECEIVER CHARGER FOR INDIVIDUAL TRANSPONDER

The RACEceiver Individual Transponder. Slides into the charging unit & connects to a standard wall outlet. Included in the Transponder Kit.

- RCV TRAN-CHARGER..... Charger

TRANSPONDER KIT

Kit includes Individual Rechargeable Transponder, Charging Unit & Pro Mounting Pouch. Charge your Transponder, mount it to your car and go!

- RCV TRANSPONDER-KIT..... Kit



MOUNTING POUCH FOR TRANSPONDER

Mounting pouch includes a magnetic clasp and zip tie loop.

- OCT 13-1000..... Mounting Pouch



DUEL CHANNEL RADIO RECEIVER PRO

REceiver PRO features two programmable preset channels, a crisp LCD screen (1.44" x .88"), 3.5mm stereo or mono audio-in and audio-out ports, adjustable volume, and is amazingly compact (3.06" tall, 1.88" wide, .88" deep) It includes a belt clip holster. For competitors, REceiver PRO routes your two-way radio through the input while connecting your earbuds to the output, allowing one earpiece to hear both audio sources. REceiver PRO does not scan and meets series requirements of not scanning between channels.

- RCE Receiver-Pro..... Element



RUGGED RADIOS EXTREME UHF RACE RECEIVER

With one-way race receiver mandated at race tracks across the country, and being required by sanctioning bodies like IMSA, IMCA, Lucas Oil Late Model Dirt Series, USAC, ARCA, NASCAR, and more, the Nitro Bee Xtreme race receiver is the clear choice for clear, reliable racing communication.

- NIT 440..... 3.5 Stereo to Mono Adapter
- NIT 442..... Stereo Ear Bud Wiring
- NIT 443..... Extreme Helmet Mount
- NIT 444..... Mono Ear Bud Wiring
- NIT 445..... Receiver
- NIT 446..... Extreme Mounting Bag



RACECEIVER TRANSPONDER

Individual Rechargeable Transponder - The transponders are light, compact devices attached to each vehicle. Each transponder is assigned a unique identification number to differentiate individual vehicles. As the vehicle passes over the Loop Antenna, the Decoder reads this identification number and determines a crossing time. Includes Pouch.

- RCV TRAN-YEL..... Transponder



RACECEIVER ENCLOSED CAR BOX

This Box will house your RACEceiver & mount easily inside your car on the roll bar or where you choose. Gives your RACEceiver another added bonus for protection. This car box is designed only for the RACEceiver 1600, not for use with TruScan.

- RCV W1 601..... Car Box



FIRE SUPPRESSION SYSTEM

The FC-1002 is a 10# automatic system specifically designed for the needs of the Lucas Oil Dirt Late Model Series. The bottle is made of aluminum, the dimensions are 16.85" X 5.25", & weighs 17lbs. Each FC system has two line that would be automatically set off, one at 24" & the other at 84". This bottle is SFI'd. System comes with 1.5" roll bar mounting brackets.

- FIR FC-1002..... 10lb Auto System

Free shipping does not apply and a hazardous materials fee may be charged.



FIRE SUPPRESSION SYSTEM AND ACCESSORIES

The AMRC-1002 10# Automatic/Manual pull system specifically designed for the needs of the Lucas Oil Dirt Late Model Series. The bottle is made of aluminum, the bottle is 18.95" X 5.25" and weighs 18lbs. Each AMRC has two line that would be automatically set off. Also has 3 Manually operated nozzles, one suggested for the cockpit and the others in the engine compartment. This bottle is SFI'd. System comes with 1.5" roll bar mounting brackets, 15' pull cable, & 8' of aluminum tubing for the manually operated nozzles.

- FIR AMRC1002..... 10lb Combo System

Free shipping does not apply and a hazardous materials fee may be charged.



FIRE SUPPRESSION SYSTEM ACCESSORIES

- FIR RC500..... 5lb Manual Pull System
- FIR RC500S..... 5lb Bottle Only
- FIR RC1000S..... 10lb Bottle Only
- FIR TK10..... Tubing Kit for 10lb Bottle
- FIR TK5..... Tubing Kit 5lb Bottle
- FIR 4CA..... 5' Replacement Cable



FIREBOTTLE MOUNTS

Lightweight aluminum clamp to secure your bottle. Fits 1-1/2" or 1-1/4" Tubing. Sold in pairs.

- WEH WM140400T1500..... 5lb Bottle
- WEH WM1405250T1500..... 10lb Bottle



ROLL CAGE KITS



The 4 Post Main Cage Kit Includes 1 Rear Hoop, 1 Top Hoop, 1 Rear Spreader, 1 Dash Bar, 2 Knee Bars, 3 Left and 2 Right Door Bars & 20 Gussets
RDL 55320 Midsize Kit
RDL 50320 Mini-Stock
 Extra Door Bars, Pre-bent and notched
RDL 25-64EDB Extra Door Bars
RDL 99050 Frame Support Kit



MODIFIED BUMPERS

These bumpers are built and designed by racers and are constantly updated and improved for fit and durability. Our bumpers are built light yet strong and are a real bargain.
Shaw Modified Rear 33.5" Center to Center.
OCT 01-49001 Shaw Modified Rear
Universal Modified Rear
OCT 01-49003 Universal Modified Rear
Universal Modified Front 39" Center To Center, 5 Inch Flat Plate, 34" Inside, 44" Outside.
OCT 01-49005 Universal Modified Front
GRT/Shaw Long Modified Front 41.5" Inside mount to inside mount
OCT 01-49006 GRT/Shaw Modified Front



WEHRS ACCESSORY CLAMPS




Lightweight aluminum clamp to secure your bottle. Fits 1-1/2" or 1-1/4" Tubing. Sold in pairs.
WEH WM431250 1-1/4" Acc Clamp
WEH WM431500L 1-1/2" Acc Clamp



BATTERY BOXES

11" Battery Box
OCT 01-22020 Weld-In
OCT 01-22030 Bolt-In



DOM, MILD AND CHROME MOLY TUBING

MMK 210-1000 .. 1.00" OD X .065" X 21' DOM	MMK 231-1000 1.00" OD X .065" X 20' Electric Welded
MMK 210-1000-120 1.00" OD X .120" X 17.5' DOM 3/4" ID	MMK 231-1250 1.25" OD X .065" X 20' Electric Welded
MMK 210-1000-220 7/8" OD X .120" X 21.5' DOM 5/8" ID	MMK 231-1500 1.50" OD X .065" X 23' Electric Welded
MMK 210-1200 .. 1.25" OD X .065" X 23' DOM	MMK 300-1000 1.00" OD X .095" X 20' Electric Welded
MMK 210-1250 1.25" OD X .083" X 18.5' DOM	MMK 300-1250 1.00" OD X .083" X 20' Electric Welded
MMK 210-1255 1.25" x .095" x 23.5" Chrome Moly	MMK 300-1500 1.50" OD X .095" X 20' Electric Welded
MMK 210-1260 1.25" OD X .095 DOM	MMK 301-1250 1.25" OD X .083" X 18' Electric Welded
MMK 210-1260-4FT 1.25" OD X .095 X 4' DOM	MMK 301-1500 1.50" OD X .083" X 20' Electric Welded
MMK 210-1500 1.50" OD X .065" X 18.8' DOM	MMK 301-1750 1.75" OD X .095" X 20' Electric Welded
MMK 210-1501 1.50" OD X .083" X 18.5' DOM	MMK 310-1625 1-5/8" X .120" X 23' DOM
MMK 210-1502 .. 1.50" OD X .095" X 19' DOM	MMK 380-050 50" X .50" X .065" X 20' Square Electric Welded
MMK 210-1550 .. 1.50" OD X .120" X 23' DOM	MMK 380-1000 1" X 1" X .065" X 20' Square Electric Welded
MMK 210-1701 .. 1.75" OD X .083" X 22' DOM	MMK 380-1001 1" X 2" X .083" Square Electric Welded
MMK 210-1702 1.75" OD X .095" DOM	MMK 380-1500 1.5" X 1.5" X .083" X 24' Square Electric Welded
MMK 210-1703 2" OD X .095X 23' DOM	MMK 380-2000 2" X 2" X .083" X 19' Square Electric Welded
MMK 210-1750 .. 1.75" OD X .120" X 18' DOM	MMK 380-750 75" X .75" X .065" X 24' Square Electric Welded
MMK 210-2120 2" OD X .120" X 20' DOM	MMK 390-2000 2" X 3" X .083" X 24' Boxed Electric Welded
MMK 210-0750 .. 1.75" OD X .120" X 22' DOM	
MMK 210-1000-156 1" OD X .156" DOM 3/4" Tap Tubing	
MMK 210-1000-219 .. .0875" OD X .210" DOM 5/8" Tap Tubing	
MMK 230-050500" OD X .065" X 22.5" Electric Welded	
MMK 230-750750" OD X .065" X 20' Electric Welded	
MMK 230-783750" OD X .083" Electric Welded	

OCTANE ALUMINUM WEIGHT CLAMPS



OCT 01-30030 1.25" Round
OCT 01-30020 1.5" Round
OCT 01-30010 1.75" Round
OCT 01-30000 2" Round

OCTANE ACCESSORY CLAMPS



Narrow Accessory Clamps with 1/4" Hole

OCT 01-30058 1" Round
OCT 01-30059 1.25" Round
OCT 01-30060 1.5" Round
OCT 01-30061 1.75" Round

OCTANE LEAD BALLAST

Two 1/2" Bolts clamp Lead to 1-1/2" or 1-3/4" Tubing, Adjustable 20 lb. Lead Block
OCT 01-30070 Ballast



ALUMINUM ANGLE STRAP

.125" X 1" X 1"	10'
MMK ANG-1X1-10	10'

ALUMINUM FLAT STRAP

3/16" X 1"	10'
MMK 6063T5-10	10'

INSULATED CABLE CLAMPS



Sold in packs of 10.

OCT 13-5299-10	1/4"
OCT 13-5300-10	3/8"
OCT 13-5301-10	1/2"
OCT 13-5350-10	3/16" Nylon
OCT 11-35134-4	1 3/4" 4 Pac

TUBING END CAPS



OCT 01-34150	1-3/4 - 1/8" Thick
OCT 01-34155	1-1/2 - 1/16" Thick
OCT 01-34156	1-1/4 - 1/16" Thick

WELD-IN TUBING ENDS



3/4" for 1 1/4"x.095" Tubing.

OCT 01-34170	Left Hand
OCT 01-34171	Right Hand
5/8" for 1"x.083" Tubing.	
OCT 01-34162	Right Hand
OCT 01-34164	Left Hand



SHOCK BRACKETS



OCT 01-34140 Narrow
OCT 01-34141 Flat Bottom

UB WELD ON SHOCK MOUNTS

URB 35-3150 Long Straight
URB 35-3100 Long RH
URB 35-3310 Wide Universal, Flat Bottom

OCTANE BOLT-ON MOUNTS



Commonly used for 5th Coil or Shocks.
OCT 01-34143 Fits 1 1/4" Tube
OCT 01-34144 Fits 1 1/2" Tube
OCT 01-34145 Fits 1 3/4" Tube
OCT 01-34142 Fits 1 1/2" Tube*
*Extended Length

TALL SCREW-IN BALL JOINT SLEEVE

Threaded Lower Ball Joint Sleeve -
OD: 2-3/8", ID: 2", L: 1-3/8"
OCT 01-12060 Large Chrysler

WELD-IN TALL SCREW-IN BALL JOINT SLEEVE FOR LOWER CONTROL ARMS

For Large Threaded Lower Balljoints.
PTC 100-40727 Tall Sleeve

SCREW IN BALLJOINT SLEEVES

URB 40-3303 Small

SHORT STEERING SHAFT BRACKET

2 1/4" Long, .085 Thick
OCT 01-34160 Short

SLOTTED BODY TAB

.109" Steel, .26" x .76" with Slotted Hole.
OCT 01-34114 Steel

OCTANE BODY TAB

.085" Steel with 1/4" Hole.
OCT 01-34125 Steel



ADJUSTABLE UPPER A-FRAME BRACKETS

Sold individually
URB 55-0265 Weld-On Style

SADDLE

GUSSET

Fits 1 1/2" tubing
OCT 01-34126 Saddle Gusset

OCTANE DOUBLE SHEAR TAB

1/2" hole seat belt tab.
OCT 01-34112 Dbl Shear

FLAT CHASSIS TAB

1/2" Hole 1 3/8" to Center of Hole.
3/16" Steel
OCT 01-34117 Steel

RADIUS TAB

Steel 1/8" Thick Radius Tab with 1/4" Hole
OCT 01-34118 Steel

OCTANE REAR WING MOUNTING TAB

1/8" Thick - 1 7/8" Long - 1/4" Hole.
7/8" from Flat to Center of Hole.
OCT 01-34119 Rear Wing Mounting Tab

OCTANE BRAKE LINE TAB

5/8" Hole .100" Steel - 3/4" Bottom to Center of Hole
OCT 01-34120 Steel

OCTANE SEAT TAB

Steel 1/4" Thick with 1/2" Hole
OCT 01-34122 Steel

OCTANE DOG EAR TAB

1/8" Thick 1/4" Hole, Commonly Used for Body Mounts.
OCT 01-34128 Dog Ear Tab

LONG TAB

Typically used for door Bar with 1/2" Hole.
OCT 01-34123 Long Tab

OCTANE UNIVERSAL CHASSIS TAB

16 ga. Steel with 1/4" Hole.
OCT 01-34121 Steel

OCTANE WIDE BODY TAB

.085" Steel with 1/4" Hole.
OCT 01-34124 Steel

OCTANE MIDPLATE MOUNTS

5 1/2" Midplate Channel. Made of .085" Steel.
OCT 01-34131 Steel

RADIUS TAB FOR 3/4" TUBING

Steel with 3/8" Hole.
A-AA AA-242-A Steel

A&A CHASSIS TAB

3/16" Steel with 3/8" Hole.
A-AA AA-025D Steel

A&A STREET STOCK TRAILING ARM MOUNT

Made of 5/8" Steel with 1.850" Hole.
A-AA AA-175B Steel

OCTANE GUSSETS

Gussets are 1/8" thick steel. Used to strengthen roll cages and chassis tubing. Available in solid or with hole. Sold in packs of 10.
OCT 01-34115-10 with Hole
OCT 01-34116-10 Solid

A&A LIFT BAR MOUNT

3/16" Steel with 1/2" Holes.
A-AA AA-135A Steel

A&A PEDAL MOUNT BRACKET AND BACKING PLATE

A-AA AA-072 Bracket and Plate

A&A TRAILING ARM BRACKET

Made of 1/8" Steel with 5 3/4" Holes.
A-AA AA-035A Steel

A&A SHOCK BRACKET

Made of 1/8" Steel with 1/2" Holes - 3 3/16" Center to Center.
A-AA AA-045A Steel

A&A SHOCK BRACKET

Made of 1/8" Steel with 1/2" Holes.
A-AA AA-096A Steel


OCTANE STOCK TRAILING ARM MOUNTS

Stock Style bracket has three 1/2" mounting holes spaced 1-1/4" apart and may be welded to 3" axle tubes to provide five trailing arm mount locations.
OCT 01-22010 Sold as Pair

4 HOLE UPPER CONTROL ARM WELD ON MOUNT

ALL 60190 Weld On

MD3 EVOLUTION 2 NOSES



MD3 Evolution Deluxe Package includes: MD3 Evolution 2 Nose, MD3 Evolution 2 Upper Fenders, MD3 Evolution 2 Lower Fenders and LowerValance Kit

- Includes 2-piece upper and lower fenders, allows for exact ground height adjustment.
- Right fender has more clearance for tire travel to allow for lower mounting height.
- Left fender raised for maximum downforce.
- Adjustable and replaceable lower fenders have a tapered valance built in and are thicker .
- Lower valance is tapered and thicker plastic for improved durability.
- Unsurpassed impact resistance and durability
- Meets current rule packages
- Available Colors: White, Black, Red, Yellow, Orange, Chevron Blue, Gray, Florescent Yellow, Florescent Orange, Florescent Green, Florescent Red

- Complete Nose Kit..... Specify Color
- Nose Kit - No Valance..... Specify Color
- Nose..... Specify Color
- Left Upper Fender..... Specify Color
- Left Lower Fender..... Specify Color
- Right Upper Fender..... Specify Color
- Right Lower Fender..... Specify Color
- Valance Kit..... Specify Color

NEW STYLE MD3 84-87 MONTE CARLO SS NOSE



- PER MD3021-4101 White
- PER 2100 Headlight / ID Kit

84-88 MONTE CARLO SS TAIL - TAILLIGHT COMBO



- PER 211100 White
- PER 212100 Black
- PER 21T Taillight Decal Kit

EVOLUTION MD3 GRAPHIC KITS

- PER ODM113 Corvette
- PER ODM153 2016 Chevy SS
- PER ODM803 Impala SS
- PER ODM900 Cadillac
- PER ODM44142 Gen 2 2019 CAMARO

DIRT MODIFIED MD3 NOSE AND FENDERS

- PER 020-4101 White
- PER 020-4102 Black



MD3 NOSE SUPPORT

- Black .220" Thick HDPE supports the Bottom Lip of an MD3 Nose.
- PER R600HDBK Nose Support
- Nose Support, MD3 Evolution, 39" Long, 7" Wide, 3/8 in Thick, Plastic, Black, Dirt Late Model, Each
- PER R638HDBK Nose Support

MD3 ROCKER PANELS

- Available Colors: White, Black, Red, Yellow, Orange, Chevron Blue, Gray, Florescent Yellow, Florescent Orange, Florescent Green, Florescent Red, Bright Yellow, Bright Red
- Panel Specify Color

MD3 PLASTIC QUARTER PANELS

- PER MD3M21040 White Right
- PER MD3M22040 Black Right

MODIFIED NOSE SUPPORTS



- OCT 02-20500 Wide Style

MD3 MODIFIED AERO VALANCE

Aerodynamic, lightweight valance is molded from ultra durable high-impact plastic. Universal fit for a modified aluminum nose. The adjustable front overhangs up to 42", fits nose widths up to 45" and can be mounted for desired ground clearance. Includes 2 nose sides and 1 nose center.

- Available Colors: White, Black, Red, Yellow, Orange, Chevron Blue, Gray, Florescent Yellow, Florescent Orange, Lime Green, Florescent Red
- Valance..... Specify Color

MD3 WHEEL FLARE 3PC KIT



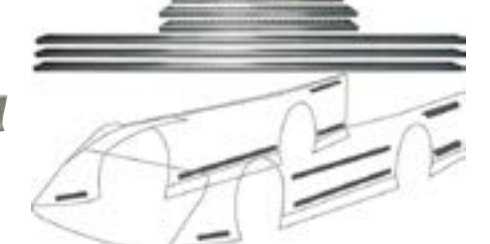
Prevents tires from being cut by aluminum body panels. Wheel flares fit around back half of the front wheel opening and the full rear wheel opening. Flares inter-connect with MD3 Rocker Panels to enhance downforce and side force. Add rigidity to the sides of the body. Rockers NOT Included

- Left Black, White, Red, Grey, or Blue
- Right Black, Red, Grey, or White

MD3 PLASTIC BODY STRAPS

- PER 040-80008 8Pc Kit 1-1/4" X 36"

OCTANE DRILLED ANGLE KIT



- Complete Angle Kit for Dirt Late Model Does Nose, Doors and Quarter Panels for One Car
- OCT 02-22010 Angle Kit

OCTANE ALUMINUM ANGLE

- 1" Wide, 1" Tall, 1/8" Thick, 1/4" Holes
- OCT 02-22000 26"
- OCT 02-22001 10"
- OCT 02-22002 30"



ALUMINUM ROOVES WITH CAP



Fabricated Heavy Duty Aluminum, Powder Coated Finish. Available in short or long style. Short roofs are 45" long by 47-1/2" wide and Long Roofs are 55" long by 47-1/2" wide. Colors: Gloss Black, Black, Red, White, Chevron Blue



Short Specify Color
Long Specify Color

MD3 PLASTIC FILLER PANELS



Replaces traditional aluminum hood fillers and has a much high resistance to chipping, denting and bending. Last longer than aluminum, saving time and money on replacements. The plastic offers durability and flexibility to absorb impact, while remaining rigid for proper air flow while on the track. 80" long x 30" tall

Colors: White, Black, Red, Chev Blue, Gray.


LATE MODEL COMPOSITE BODY PARTS



STAKT composite is lightweight, dent resistant and heat resistant. STAKT panels are thermoformed to a very controlled, but specific temperature before being bent. Available Colors: White, Black.

Right Door Specify Color
Right Quarter Panel Specify Color
Hood Filler Panel Specify Color
Roll 32" x 50" Black

ACCESS PANEL KITS



Kit Includes Cover, Frame, Hinge, and Dzus. Great for Fuel Cell Access

OCT 02-50100 6" x 6"
OCT 02-50101 Black 6" x 6"

Great for Oil Tank and Oberg Access
OCT 02-50200 14"X6"
OCT 02-50201 Black 14"X6"

Great for Oil Tank and Oberg Access
OCT 02-50300 14"X10"
OCT 02-50301 Black 14"X10"

Great for Fuel Cell Access
OCT 02-50400 Mill 8" x 8"
OCT 02-50401 Black 8" x 8"

OCTANE GEN 2 - 5 PC OPEN SAIL PANEL KIT

Includes open sail panels, and down pillars, made from heavy duty reinforced .063 aluminum. Open design measures 42" long and 26" tall on the right sail and 40" long and 20" tall on the left sail. Commonly used on dirt late models, however it could be modified to fit other types of race cars

Available Colors: Mill, Gloss Black, White, Matte Black, Flo Red .

Gen 2 Kit Specify Color



HOOD SCOOP 5-7" AIR DEFLECTOR



7" overall height, 5" to flat bend at top with a 2" lip that can be trimmed to fit. 3/4" lip at base to rivet to hood. 17" width at base to fit wider air filters.

OCT 02-23100 White
OCT 02-23150 Black
OCT 02-23200 Red
OCT 02-23250 Blue

CARBON FIBER LOOK HOOD SCOOP



PER 3040-4100 3" Deflector
PER 3040-4101 5" Deflector

MD3 3" COCKPIT DEFLECTOR



PER MD3040-4106B Black
PER MD3040-4106W White
PER MD3040-4107C 3" Tall Ext

MD3 COMPOSITE AIR DEFLECTOR



PER 3040-4100V 3"
- White

MD3 5" CURVED HOOD SCOOP



PER MD3040-4116 Carbon Fiber
PER MD3040-4116CB Chevron Blue
PER MD3040-4116R Red
PER MD3040-4116V White

SPOILER BLADES & KITS



Spoiler kits include, Left and Right Spoiler blade with built in adjusters, Spoiler sides, and maximum down force center support, and powder coated hinge. Available Colors: Mill, Gloss Black, Flat Black, White, Chevron Blue, Red, Flo Green, Flo Orange, Flo Pink, Yellow, Flo Yellow, Orange.

8"x72"x.080" Alum. Spoiler Kit
2 Piece Kit Specify Color
Short Spoiler Blade Specify Color
Spoiler Side Left Specify Color
Spoiler Side Right Specify Color
Spoiler Middle Support Specify Color
Center Spoiler Support Specify Color



3"x67"x.080" Alum.
Modified Spoiler Kit
Modified Spoiler Kit
..... Gloss Black

RIGHT SIDE T-BAR BREAKAWAY



Aluminum breakaway mounts to the right rear t-bar found on most late models and modified. .080" thick with an overall length of 24 1/2" wide but it can easily be cut down to 14 1/2". Fits both round and square rear deck bars.



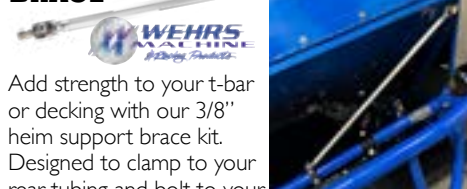
OCT 02-25030 Mill
OCT 02-25031 Powder Coated Black

WEHR'S T-BAR ADJUSTER

Adjusters fit 3/4" square 16ga wall tube secured with a side bolt or can be welded into the tube. 3-1/2" adjustment range. Black Powder Coat

WEH WM411 Adjuster

3/8" HEIM SUPPORT BRACE



Add strength to your t-bar or decking with our 3/8" heim support brace kit. Designed to clamp to your rear tubing and bolt to your t-bar or decking with a 20" brace to support.

WEH WM902-1250-20K For 1-1/4" Tube
WEH WM902-1500-20K For 1-1/2" Tube
WEH WM902-1750-20K For 1-3/4" Tube

ORDER ONLINE ANYTIME
WWW.POSKE.COM
CALL TO ORDER OR TECH
1-304-428-5000

ROLLED PLASTIC

All 24" Wide By .100" Thick Plastic.
Available Colors: Black, Chevron Blue, Orange, Red, White, Yellow

Sold by the Foot,

10' Minimum... Specify Color



SHEET PLASTIC

Available Colors: Black, White, Chevron Blue, Orange, Red, Yellow
4'X8'
.100" Thick..... Specify Color
.250" Thick..... Black
4'X10'
.140" Thick..... Specify Color



OCTANE ZIP TIES

Available Colors: Black, White, Blue, Orange, Purple, Red, Yellow
Sold in packs of 100
14"..... Specify Color



ISC RACERS TAPE & RACERS GAFFER TAPE



Tears straight and easy. 2" x 180'.
Racers Tape Available colors: Red, Blue, Yellow, Black, White, Orange, and Purple.
Racers Gaffers Tape Available colors: (Dull Finish) . Red, Black, White, Electric Blue, Neon Yellow, Neon Green, Neon Pink, and Neon Orange.
Specify Color



Non-Skid Tape
ISC RT8014..... Black, 2"x10'
ISC RT8016..... Black, 4"x10'



QUICK FASTENER WRENCH

MOR 71600..... Wrench



RSA SHEET ALUMINUM

Larger quantities can be drop shipped. Sizes and colors listed.
040 in 4'x10' Sheets
Specify Color: Bright Clear, Mill, Black/Black, Herson Blue, Bright Orange, Burgandy, Pepsi Blue, White, Bright Red, Dark Gray, Red/Red, Bright Green, Matte Blk/Matte Blk, Charcoal Metallic, Silver Metallic, Yellow, Yellow/Yellow, Caution Yellow/C Yel, Purple, Orange/Bright Org, Pink/White, Chev Blue/Chev Blue
.063 in 4'x10' Sheets
RSA 63-48120-452..... Mill
RSA 63-48120-BT..... Brite Tread
.063 in 4'x8' Sheets
RSA 63-4896-BT..... Brite Tread
.063 in 5'x10' Sheets
RSA 63-60120-400..... Mill
.080 in 5'x10' Sheets
RSA 80-48120-M..... Mill
RSA 80-48120-111..... White



wieland PRE PAINTED SHEET ALUMINUM

These painted sheet finishes are designed to offer a hard, abrasive resistant coating, yet allow flexibility for extensive forming and fabricating.
040 in 4'x10' Sheets
Specify Color: Black/White, Bright Orange/Bright Orange, Clear (chrome), Chev. Blue/Chev. Blue, Pink/White, Ex Green, Ex Red, Gloss Black/Black, Gloss White, Hunter Red/Red, Matte Black/Matte Black, Mill, Shell Gray/Light Gray, Yellow/Yellow
.063 in 4'x10' Sheets
WIE 213526..... Mill
WIE 223919..... Brite Tread
.063 in 4'x8' Sheets
WIE 223922..... Brite Tread
.063 in 5'x10' Sheets
WIE 226742..... Mill
.080 in 4'x10' Sheets
WIE 213817..... White
WIE 224579..... Mill
.080 in 4'x8' Sheets
WIE 239480..... Mill

LEXAN

With a scratch resistant tough surface & masked to protect the smooth surface while fabricating.
CAD 152820..... Clear .118"x 4' x 8'
CAD 153120..... Smoke .118"x 4' x 8'

POP BRAND EXPLODING RIVETS

POP 66EM..... Mill Small Head Exp
POP 66EMBK..... Black Small Head Exp
POP AD43-45D..... 1/8" for Dzus Spring (Non-Expanding)



ORDER ONLINE ANYTIME
WWW.POSKE.COM
CALL TO ORDER OR TECH
1-304-428-5000

ALL ALUMINUM EXPLODING RIVETS

6 different colors and Mill finish. Box of 250.
OCT 11-111100..... Mill
OCT 11-111101..... White
OCT 11-111102..... Black
OCT 11-111103..... Chevron Blue
OCT 11-111104..... Red
OCT 11-111105..... Yellow
OCT 11-111106..... Orange



3/16 MULTI-GRIP RIVETS

Boxes of 250.
OCT 11-10000..... Small Head Mill
OCT 11-10005..... Small Head Yellow
OCT 11-10010..... Small Head White
OCT 11-10020..... Small Head Black
OCT 11-10030..... Small Head Red
OCT 11-10040..... Sm Head Chevron Blue
OCT 11-10050..... Large Head Mill
OCT 11-10060..... Large Head White
OCT 11-10070..... Large Head Black
OCT 11-10070-L..... Large Head Black Long
OCT 11-10080..... Large Head Red
OCT 11-10090..... Lg Head Chevron Blue
OCT 11-10100..... Large Head Yellow

EXTRA LONG TRI-FOLD RIVET

.250 TO .750 extra long Grip.
Great for plastic Nose or Body Panels. Boxes of 200
OCT 11-111110..... Mill



PEEL STYLE EXPLODING RIVETS

Peel style rivet to eliminate using a back-up washer. Aluminum head with steel nail.
LEF 128P610L..... Mill Large Head
LEF 128P610L1..... White Large Head
LEF 128P610L2..... Black Large Head
LEF 128P68..... Plain Small Head
LEF 128P68L..... Plain Large Head



POP BRAND RIVETS

Multi-grip 3/16", 1/2". Sold by the box.
POP 66-68L..... Mill - Large Head
POP 66-68D..... Mill - Small Head
POP 66-68D-01..... White - Small Head
POP 66-68L2..... Black - Large Head
POP 66-68D-02..... Black - Small Head
POP 66-69L..... Mill - Large Head, 5/8" Grip
Expanding 3/16", 5/8". Sold by the box.
POP 66ELB..... Black
POP 66ELM..... Mill
POP 66ELW..... White





DZUS FASTENERS & ACCESSORIES



- 11-45325
- 11-64500
- 11-67500
- DZUS Spring 1" with .325 grip range
OCT 11-45325-10 10 Pack
- DZUS Spring 1-3/8" with .425 grip range
OCT 11-46425-10 10 Pack
- 7/16" DZUS, .450 grip
OCT 11-64500-10 10 Pack
- 7/16" Steel Oval Head Button .500 grip
OCT 11-65000-10 10 Pack
- .275 Undercut DZUS Heads 7/16 with .550 grip
OCT 11-65501-10 10 Pack
- 7/16" Steel Flush Head Button with .500 grip
OCT 11-67500-10 10 Pack
- Big Head Aluminum Dzus, 7/16" .500
OCT 11-68500-10 10 Pack
- 5/16" Self-Eject Oval Head Button with .500 Grip
OCT 11-75500-10 10 Pack
- 7/16" Winged Self-Eject Button with .500 grip
OCT 11-77500-10 10 Pack
- 7/16" Oval Self-Eject Button with .500 grip
OCT 11-77600-10 10 Pack
- Undercut 7/16" DZUS Flush Heads
OCT 11-85001-10 10 Pack
- Washers for 11-85001
OCT 11-85010-10 10 Pack
- Under Cut Dzus Heads 3/8".400
OCT 11-85400-10 10 Pack
- Washers for 11-85400
OCT 11-85416-10 10 Pack
- Under Cut Dzus Heads 3/8".500
OCT 11-87500-10 10 Pack
- .238 Under Cut Dzus Heads 3/8".500
OCT 11-88500-10 10 Pack
- Flat A Plate (Weld on) 1" Spring for 5/16" Fastener
OCT 11-91100-10 Flat A-Plate
- Self-Ejecting Plates for a 1" Spring
OCT 11-91200-10 10 Pack
- Flat B-Plates with Recessed Hole for 1-3/8" Spring
OCT 11-92000-10 Flat B-Plates
- Flat Plates (Weld on) 1-3/8" Spring for 7/16" Fastener
OCT 11-92100-10 10 Pack

1/4 TURN TRANSFER PUNCH



Octane transfer punches are designed for use with quick-turn fasteners. Place the transfer punch on a body panel or a weld plate and lightly tap with a hammer, leaving a mark on the panel where a hole needs to be drilled.

- OCT 06-2300 Transfer Punch

SPRING STEEL STRAP KIT

- Shrink Sleeve to help keep rust free
OCT 02-20000 16.5"
- .065" X 35' Spring Steel Kit
MMK 400-1000 Kit
- 1" X .065" X 250' Spring Steel Bulk
MMK 400-1001 Bulk



CONICAL WASHERS/BOLTS



- 1/4" x 1" Conical washer/bolts. Available in both mill and black.
OCT 11-52250-10 Mill (10 Pack)
- OCT 11-52252-10 Black (10 Pack)

ALUMINUM FINISH WASHERS

- 1" O.D., available either Black Anodized or Mill Finish. To be used with OCT 02-18191 and OCT 02-18196 Body Bolts.
OCT 02-18192-10 Black Washers
- OCT 02-18197-10 Silver Washers
- OCT 02-18192-25 25 Pack Black
- OCT 02-18197-25 25 Pack Silver

SPINLOCK NUTS 1/4"-20

- Serrated Nuts.
 - OCT 02-18200-20 20 Small 9/16" Flange
 - OCT 02-18200-50 50 Small 9/16" Flange
 - OCT 02-18300-20 20 Large 3/4" Flange
 - OCT 02-18300-50 50 Large 3/4" Flange

OCTANE BACK-UP WASHERS

- 3/16" Back-Up Washers.
OCT 02-18000 Bag of 250
- OCT 02-18010 Aluminum Bag of 500

THREADED NUT INSERT FOR BODY BOLTS

- Use with body bolts for hard to reach areas. Drill 3/8" hole.
 - OCT 11-52500-10 Aluminum 10 Pack
 - OCT 11-52510-10 Steel 10 Pack

THREADED NUT INSERT WITH SPLINED BODY

- OCT 11-52400-25 25 Pack

BODY BOLT CLIP NUTS

- 1/4-20 Clip Nut For Body Bolts.
 - OCT 11-52600-10 10 Pack

LUDWIG PANEL CLIPS

- Available in 90° and Flat.
 - OCT 11-20105-4 Flat 4 Pack
 - OCT 11-20903-4 90° 4 Pack

BODY BOLT KITS

Spinlock Body Bolts and nuts. Kits include Spin-Lock Bolts & Serrated Nuts.



- 1/4" by 7/8" long. Available in gold and black.
OCT 02-18190-25 25 Ct Black Kit
- OCT 02-18190-50 50 Ct Black Kit
- OCT 02-18190-100 100 Ct Black Kit
- OCT 02-18195-25 25 Ct Gold Kit
- OCT 02-18195-50 50 Ct Gold Kit

1/4" by 1 1/4" long Available in black and silver.

- OCT 02-18191-10 Black 10 Ct.
- OCT 02-18191-25 Black 25 Ct.
- OCT 02-18196-10 Silver 10 Ct.
- OCT 02-18196-25 Silver 25 Ct.
- OCT 02-18196-50 Silver 50 Ct

OCTANE ALUMINUM HOOD PIN KITS

Kit Includes Pin, Torsion Clip, Colored Scuff Plate and Nut. Sold in pairs.

- OCT 02-60110 Black with 4" Pins
- OCT 02-60120 Blue with 4" Pins
- OCT 02-60140 Purple with 4" Pins
- OCT 02-60150 Red with 4" Pins
- OCT 02-60160 Silver with 4" Pins
- OCT 02-60200-4 Silver Scuff Plates 4/pk
- OCT 02-60201-4 Black Scuff Plates 4/pk
- OCT 02-60210-4 Torsion Clips 4/pk
- OCT 02-60220-4 Hair Pin Clips 4/pk

SCUFF PLATES



- 2" OD-Sturdy plastic scuff plates with a raised center for quick, easy removal of hood pin clips. 1/2" center hole & 4 recessed rivet holes. Color Options: Yellow, Black, White, Red, Blue, Orange, Grey, Pink, Flo Yellow, Flo Orange, and Extreme Green
Specify Color Set of Four

BLACK HOOD PIN SUPPORTS

- OCT 02-23024 4"
- OCT 02-23026 6"
- OCT 02-23027 7"
- OCT 02-23028 8"



HOOD PIN BOSS

- Weld On Steel Threaded 1/2"-20 Bushing. Commonly Used for Hood Pins
 - OCT 01-34130 Pin Boss

ADJUSTABLE STEERING COLUMNS



- Modified Adjustable Column 22.5"-32"
OCT 08-230822.5"-32"
- Late Model Adjustable Column 33.5"-41"
OCT 08-230933.5"-41"
- OCT 08-2306 Column Support

ADJUSTABLE STEERING COLUMNS



- SWE 405-10310Standard 23"-32"
- SWE 405-10317Rocket (32"-44")
- SWE 405-10325Kryptonite (32"-40")
- SWE 405-10326Longhorn (32"-40")
- SWE 405-10368Rocket Column Support with Jamb Nut
- SWE 405-10040Collapsible Col Boot
- SWE 401-50621U-Joint 3/4x20 Spline

STEERING COLUMN BRACKETS



- SWE 405-10210Steering Column Bracket, 1-3/4" Diameter Tube, 4-3/8, Billet Aluminum, Black Anodized, Pair
- SWE 405-10215Steering Column Bracket, 1-3/4" Diameter Tube, 6-3/8, Billet Aluminum, Black Anodized, Pair
- SWE 405-10230Roll Bar Clamp Reducer, 1-3/4 to 1-1/2, Aluminum
- SWE 405-10243Steering Shaft Bracket, Bolt-On, 1-1/8" Spherical Bearing

STEERING SHAFT COMPONENTS



- ALL 52126 10" Column Bracket
- ALL 52130750" I.D. Flange Bearing
- ALL 521403/4" Shaft Collar
- ALL 52146 1-1/8" Shaft Collar

COLEMAN CLAMP ON STEERING SHAFT MOUNT



- Billet aluminum and anodized. Its clamp-on design allows you to adjust the steering wheel location quick & easily.
- COL 151-105 Anodized Billet Aluminum

STEERING WHEEL



- 3" Dish
OCT 08-2200 15" Black

LIGHT WEIGHT STEERING WHEEL



- Aluminum Dished
OCT 08-2215 15"
- OCT 08-2215B 15" BLACK

LIGHTWEIGHT STEERING WHEELS



- Shot peened, no slip surface & drilled to reduce weight. Black anodized finish or bare aluminum. Dished wheels have a 2-1/2" dish.
- JOE 13513B 13" Black Dished
- JOE 13515A 15" Dished
- JOE 13515B 15" Black Dished
- JOE 13534A 14" Sprint
- JOE 13534B 14" Black Sprint
- JOE 13535B 15" Black Sprint

DISHED STEERING WHEELS



- SWE 601-70152 15"

JOES STEERING WHEEL HOOK

- JOE 10702-B Hook



ORDER ONLINE ANYTIME
WWW.POSKE.COM

BUMP STEER GAUGE



- The gauge uses a single precision dial indicator to tell you directly the exact amount of bump steer within .001". Includes: Wheel plate comes with holes for most 5 bolt patterns (4 1/2" to 5"). Adjustable stand and Precision dial indicator.
- LON 52-79005 Bump Steer Gauge

STEERING QUICK RELEASE



- For OCT 08-2308/08-2309
- For collapsable column
OCT 08-2307Squeeze Type
- OCT 08-2307-1Splined Weld On Coupler
- OCT 08-2307-2Squeeze Type
- Billet Aluminum, Push Button Type Disconnect.
- Fits 3/4" Steering Shaft. (Includes Weld on Hex)
- OCT 08-2300 Pin Type

STEERING QUICK RELEASES



- 3/4" Shaft
- Steel Pinless
- Quick Release
SWE 801-70001 Pinless
- SWE 801-70052 Long Splined Coupler
- SWE 801-70035 Quick Release

STEERING QUICK RELEASES



- Kart Pin Type, 5/8" Hex
LON 52-56600 Kart Pin Type

CASTER/CAMBER ADAPTER



- Wide 5 Spindle Adaptor, 1 13/16" - Adapter Screws onto Spindle.
- LON 52-78405Wide 5 Adapter

CASTER CAMBER GAUGE



- CNC Machined Billet Aluminum
- JOE 28210 Magnetic
- JOE 28201 with Wide 5 Adapter

DIGITAL CASTER/CAMBER GAUGE



- AccuLevel Pro Model with back light.
- Includes Digital Caster/Camber Gauge, Super Magnetic adapter. and padded carrying case.
- LON 52-78290Caster/Camber Gauge



SWEET POWER STEERING PUMPS



- SWE 305-85841 ... Bellhousing Mounted Fuel/PS Combo
- SWE 305-85841-01Bellhousing Mounted PS Pump
- SWE 305-85880 PS/Fuel Pump Combo for Barnes Oil Pump
- SWE 305-85884 PS/Fuel Pump Combo for Barnes Oil Pump Hex Drive
- SWE 301-61002 Pump Adapter Plate for SWE 305-85880
- SWE 301-61004 .Pump Adapter Phenolic Spacer for SWE 305-85880
- SWE 305-85835 Pass Thru P/S Pump 3/8 Hex with Fuel Pump Adapter (SWE 305-85880)
- SWE 305-70331Steel Pump with Billet Pulley
- SWE 305-30231Sportsman Steel Pump with Billet Pulley
- SWE 301-30020Aluminum Billet Sweet Pulley Only
- SWE 325-30037 Pump Bolt Kit

OCTANE POWER STEERING PUMPS



- 1250 PSI, 13.5CC, 2.25 Gallon per minute at any RPM.
- OCT 08-2400 V-Belt
 - OCT 08-2405 Serp Belt
 - OCT 08-2410 Pump with Built-On Reservoir

SWEET POWER STEERING PUMP



Parts are Assembled and Carefully Calibrated for Racing Applications.They Provide the Consistency, Volume, and Pressure Necessary to Efficiently Operate All Name Brand Servos.

Bellhousing Mount PS Pump
Drives off the rear of the crank, mounts to bellhousing.Aluminum Power Steering Pump with HTD Pulley. Bracket is sold SEPARATELY

- SWE 305-60339 Bellhousing Mt Pump
- SWE 325-30040Power Steering Pump Aluminum Adapter, Red Anodize
- SWE 325-30049 ...Rear Mount PS Pump Bracket



PS Pump Mounts to Oil Pump

- SWE 301-30055Rear Mount Aluminum Pump with Adapter
- SWE 325-30057 Alum Adapter Kit

POWER STEERING PUMP



Lightweight Aluminum Power Steering Pump with built-in aluminum reservoir holding a generous capacity of 18oz. Available for rack a& pinion or steering box setups.

JON PS-9008-AL-AR..... Steering Pump

POWER STEERING LINE KITS



Contains lines and necessary fittings.

- Modified Line Kit for front mount PS Pumps
- OCT 08-3135 Modified Line Kit Front or Rear Mount Power Steering Line Kit
- OCT 08-3140Late Model Line Kit

BRAIDED POWER STEERING HOSE KIT

SWE 301-30083 Transmission Mount Power Steering



POWER STEERING BOX

6:1 700 Series Sportsman Steering Box with .185 Valve

SWE 206-06185Steering Box

POWER STEERING FLUID

This anti-foam full synthetic fluid helps reduce heat in your power steering system. Change your fluid regularly.

SWE 301-30177 Quart

OCTANE POWER STEERING FITTINGS & HOSE

- *Sold by the foot.
- OCT 08-3120 #6 Hose End
 - OCT 08-3121 #6 45° Hose End
 - OCT 08-3122 #6 90° Hose End
 - OCT 08-3123 #6 Pressure Hose*
 - OCT 08-3124 #10 Hose End
 - OCT 08-3125 #10 45° Hose End
 - OCT 08-3126 #10 90° Hose End
 - OCT 08-3127 #10 PS Hose*



FRAGOLA POWER STEERING HOSE ENDS

- FRG 250106 #6 Straight
- FRG 254510 #10 45°
- FRG 259006 #6 90°



POWER STEERING BOX FITTINGS

- SWE 201-28000 14mm Fitting with O-Rings
- SWE 201-28001 Sm Front PS Fitting O-Rings
- SWE 201-28002 Lg Front PS Fitting O-Rings
- SWE 201-28003 Small Rear PS Fitting
- SWE 201-28004 Large Rear PS Fitting A

POWER STEERING PUMP BRACKET KIT

This kit provides proper installation of the Type II style power steering pump to most SB Chevy applications with a short style water pump. The Bracket kit also includes bracket to engine and pump to bracket mounting hardware. Head mount locates the pump to the driver's side cylinder head and the block mount locates the pump to the lower driver's side of the block.

ALL 48502 Kit



POWER STEERING PUMP MOUNTS



Includes all necessary bolts.

- OCT 08-3101Block Mount
- OCT 08-3100 Head Mount

ORDER ONLINE ANYTIME
WWW.POSKE.COM

SYNTHETIC POWER STEERING FLUID

MAX 89-01901 Quart



SWEET MFG. RACK & PINIONS



Sweet rack and pinion units are made in the USA with the finest available materials and each unit is hand assembled and tested for quality assurance.

SWE 005-93345-235Integral Rack, 18-1/4" Slotted End, 235


SWE 005-93645-235Integral Rack, 19-1/4" Slotted End, 235

SWE 005-936411-235Integral Rack, 19-1/4 4.00" Ratio 235 Servo - Left Slotted Up, Right Slotted Down

SWE 005-956411-220Integral Rack, 19-1/4 4.5" Ratio 220 Server - LH Standard Slot

SWE 302-32100Line Kit for Integral Rack

SWEET MFG. SERVOS



SWE 301-30250 .250 Torsion Bar, Medium Effort

SWE 302-32220Integral 220, Light Effort

SWE 302-32235Integral 235, Medium/Light Effort

SWE 312-40020-2Integral Servo Ring

SWE 312-42006Integral Servo Seal Kit

JOES RACK SPACERS



JOE 14710 1/8" Rack Spacer (ea)

OCTANE STEERING RACK BOOT COVER

This neoprene cover fits most steering racks and helps protect against rocks and debris. Hook and loop closure makes installation and removal simple.

OCT 08-2100 10", Black Polyester

SWEET MFG. POWER CYLINDERS



SVE 302-32063 . Power Cylinder Integral Servo

SVE 332-43230 Cylinder Seal Kit

RACK COMPONENTS



SVE 001-21011 18-1/4" Rack Shaft

SVE 001-21018 19-1/4" Rack Shaft

SVE 001-21040 Rack Boot (Improved)

SVE 001-21103 Rack Eye w/Bracket LH

SVE 001-21104 Rack Eye w/Bracket RH

SVE 001-21140 Rack Bushing (All)

SVE 001-21106-1 Dbl Slotted Rack End RH

SVE 001-21118 Bushings and Bolt for Slotted Rack End

SVE 001-21116 Slotted Rack End LH

SVE 001-21117 Slotted Rack End RH

SVE 001-21127 Slotted Rack End RH w/DP Bracket, Longhorn Style

SVE 002-93330 Dbl Slotted 4" Rack Housing



POWER STEERING TANKS

Left hand power steering tank, 6 AN inlet, 10 AN outlet with internal baffle, Includes cap.

OCT 08-3105 Firewall Mount 3", Non-Vented Lid

OCT 08-3110 Roll Cage Mount

OCT 08-3111 Replacement Lid

PORT CITY POWER STEERING TANKS

Left Hand Firewall Mount. 6 AN inlet, 10 AN outlet with internal baffle & includes cap.

PTC 100-15382 Left Hand Firewall Mount Regular Mount. 6 AN inlet, 10 AN outlet, internal tee baffle & roll cage mount bracket. Includes cap.

PTC 100-15375 Regular Mount

SKID PLATE

ROC PC3153Rocket 18 & Newer XRI

POWER STEERING TANK COMPONENTS

5" Genuine Sweet Power Steering Tank With Bracket. Quality Manufactured in Sweet's Michigan Facility. Magnet Installed in Bottom of Tank to Attract any foreign metal Material

SWE 301-30050 Tank

SWE 301-30052 Bracket, Round Tube

SWE 301-30053 Bracket, Firewall

SWE 301-30089 Bracket, 1.5" Tubing

UNIVERSAL JOINTS & COUPLERS

SWE 301-30100 3/4 x 48 x 3/4 Smooth Sweet Spline

SWE 301-30110 13/16 x 36 x 3/4 Smooth Chevy Power Spline

SWE 301-30120 3/4 x 36 x 3/4 Smooth Chevy Manual Spline

SWE 301-30160 3/4 X 20 Spline Couple

SWE 401-50606 3/4 X 3/4 Smooth

SWE 401-50005 Set Screw and Jam Nut for U-Joint (ea)

SWE 401-50610 3/4 x 48 Spline x 3/4 Smooth Sweet Spline

SWE 401-50611 13/16 x 36 Spline x 3/4 Smooth Chevy Power

SWE 401-50613 ...9/16 x 26 Spline x 3/4 Smooth Pinto Manual

SWE 401-50614 5/8 x 36 Spl x 3/4 Smooth

SWE 401-50615 3/4 x 30 Spline x 3/4 Smooth New Chevy Power

SWE 401-50621 3/4 x 20 Spl Steering Col

SWE 401-51221 3/4 x 36 Spline to 3/4 x 20 Spline

PREMIUM U-JOINTS

OCT 08-2310 3/4" x 20 Spline

OCT 08-2315 3/4" x 30 Spline

OCT 08-2320 3/4" x 36 Spline

OCT 08-2321 13/16" x 36 Spline

OCT 08-2325 3/4" x Smooth

OCT 08-2332 3/4" x 36 Spline x 20 Spline

OCT 08-2350 Coupler 3/4" X 36 Spline

OCT 08-2370 Octane Loading Column

OCT 08-2390 Sweet Loading Column

CHEVELLE IDLER ARM

AFC 30260 68-72



PINTO SPINDLES



- OCT 08-1001 Right Side
- OCT 08-1002 Left Side

7.5° PINTO SPINDLE



- OCT 08-1000R RH
- OCT 08-1000L LH

MODIFIED AMC PACER SPINDLES



The Pacer spindle is a modular design which allows the spindle to interchange from left to right by flipping the steering arm. featuring a 7° pin inclination and 1 1/2" /foot upper ball joint taper. **Caliper Bracket Kit includes** 1 Pair of brackets and spacers for Metric caliper to use with Hybrid rotors. **Spindle Bolt Kit includes** 2 7/16-20, 2 3-1/4" Bolts, 2 2" Long Bolts, 12 Point Head, Lock Washers & Nuts

- OCT 08-1010 Single Spindle - 3 Pc
- OCT 08-1012 Pair Spindle - 3 Pc
- OCT 08-1014 Steering Arm for Either Side
- OCT 08-1016 Metric Caliper Bracket Kit
- OCT 08-1018 Metric Caliper Single Bracket
- OCT 08-1020 Metric Caliper Bracket Spacer
- OCT 08-1022 Spindle Bolt Kit
- OCT 08-1026 Spindle PIN

GM METRIC SPINDLES

New GM 79-88 Metric Spindles



- ALL 56318 Left Side
- ALL 56319 Right Side

SPINDLE CHECKER

This Travis Roth inspired tool lets you instantly know if you need to change your spindle. Screws on your 1/2" fine thread upper ball joint and plunger points to center of lower ball joint if the spindle is straight. Bent spindle shown at left.



WEH WM449

1/7" 20

OCTANE METRIC SPINDLE SAVERS



- OCT 01-15260 Pair

STEERING COMPONENTS



- OCT 01-15000 Large Spline Pitman Arm
- OCT 01-15010 Large Spline Metric/Sweet GM Pitman Arm
- OCT 01-15200 1978-88 GM Idler Arm
- OCT 01-15210 1978-88 GM Inner Tie Rod, 8-1/2" Long
- OCT 01-15220 1978-88 GM Outer Tie Rod, 8-1/2" Long
- OCT 01-15230 1978-88 GM Metric Center Link
- OCT 01-15240 GM Metric Improved Geometry Center Link
- OCT 01-15100 1968-72 Chevelle Idler Arm
- OCT 01-15110 1968-72 Chevelle Inner Tie Rod 5/8" RH x 4"
- OCT 01-15120 1968-72 Chevelle Inner Tie Rod 5/8" LH x 9"
- OCT 01-15130 1968-72 Chevelle Outer Tie Rod
- OCT 01-15140 1968-72 Chevelle Center Link

SPINDLE FOR .810 ROTOR



- XRI
- ROC PC3001XRIL-24 Left Side
- ROC PC3001XRIR-810 Right Side
- ROC PC10020398-1 Serrated Spindle Washer

Geniune Rocket XR2 RF spindle for .810 rotor; Will only fit Rocket XRI.2 and XR2 cars.

- ROC PC3001XRIR-24 RF SPINDLE

GENUINE ROCKET SPINDLES



- Right Hand Combo Swing Arm
- ROC 3001R-1-810810" Rotors
- Must use if using 1 1/4" Rotors
- ROC 3139440" Caliper Spacer

STEERING COMPONENTS



- HOW 233973 1968-72 Chevelle Center Link

EXTREME BEND TIE ROD TUBE



- Right Front Chevelle
- OCT 01-3831500 15"
- OCT 01-3831600 16" (+1)
- OCT 01-3831700 17"

BENT TIE ROD TUBE



- Made from .156" steel wall tubing.
- OCT 01-381158 11"
- OCT 01-381258 12"
- OCT 01-381358 13"
- OCT 01-381458 14"
- OCT 01-381558 15"
- OCT 01-381658 16"

QUAD BEND TIE ROD SLEEVE



For the ultimate in frame clearance. 15 1/2" x 5/8"

- PTC 100-30155 Tie Rod Sleeve

BENT TIE ROD TUBE ONLY



- 16" Bent Tie Rod Tube Only
- WEH WM311HT RF

INNER TIE ROD



Fits Sweet And Other popular Steering Racks With Tapered Eyes. 5/8" RH Threads x 3-1/2" Long. 7" From Joint Centerline To End Of Thread.

- ALL 55902 Inner Tie Rod

INNER TIE ROD STUD

This replaces your stock inner tie rod which allows you to run a 5/8" heim on both ends of your steering arm.



- WEH WM325 Stud

TIE ROD BUMP STEER SPACER

Steel, 2" x 5/8" ID



- OCT 01-15300 Steel

INNER TIE ROD



- '68-72 Chevelle 4" Precision
- HOW 23280 Inner Tie Rod

ASSEMBLY GREASE

The oil-soluble formulation won't clog filters & provides exceptional protection against corrosion, water washout & wear.



- MAX 69-02916 (16 oz Tub)

PRECISION BALL JOINTS



These ball joints can be disassembled for cleaning or replacing damaged parts. When properly installed, these ball joints will allow the suspension to have more travel.



- HOW 22320** Threaded Style Upper (Allstar 56214/Moog #K772)
- HOW 22320X** Severe Duty Threaded Style Upper (Allstar 56214/Moog #K772)
- HOW 22329** Complete Ball Joint Housing for 22320
- HOW 22412X** Lower Screw In Ball Joint
- HOW 22329X** Extreme Housing For 22320X
- HOW 22410** Threaded Style Lower Impala Moog K6141
- HOW 22412** Threaded Style Lower (Allstar 56216/Moog K727)
- HOW 22418** Screw-in Style Lower
- HOW 22419** Press-in Style Lower (Moog K6117/Nova Lowers)
- HOW 22436** . Threaded Lower Screw-in Hybrid for Dirt Modified
- HOW 22450** Housing for 22410/22412
- HOW 22450X** Extreme Housing For 22410/22412

JOES UPPER BALL JOINT SOCKET

Installing Ball joints into A-Arms has never been easier. JOES Upper Ball Joint Socket is machined out of steel, zinc plated & accepts a 1/2" drive ratchet or breaker bar. Now you don't have to use a clumsy Crescent wrench.



JOE 40050 Ball Joint Socket

BALL JOINT MOUNT



Left or Right. Right hand thread.

OCT 01-12040 Right Hand Thread



BALL JOINT MOUNT



This Universal Straight Ball Joint Holder is ideal for those who fabricate their own control arms. The holders have a 5/8" male RH thread and a 3/8" hole, commonly used with a clevis. This holder will accept ALL56214 style screw-in ball joints, sold separately.

ALL 56296 Left or Right



BALL JOINT INSPECTION GAUGES



- HOW 22500** Checks 22412 Stud Straightness
- HOW 22502** Checks 22300 & 22320 Stud Straightness

REPLACEMENT BALL JOINT STUDS



- HOW 22330** Stud 22300-22320
- HOW 223310** Stud 22320-22300 +1"
- HOW 2233150** Stud 22320-22300 +1.5"
- HOW 22335** Stud 22320 +.5"
- HOW 22350** Stud 22301
- HOW 22360** Stud 22302
- HOW 22430** Ball Joint Stud for 22410
- HOW 22440** Stud 22412
- HOW 22460** Stud 22419
- HOW 22465** Stud 22419 + .5"
- HOW 224383** Lower Stud 22320 +.3"
- HOW 224385** Lower Stud 22320 +.5"
- HOW 2243810** Lower Stud 22320 +1"
- HOW 224310** Stud 22410 +1"
- HOW 22435** Stud 22410 +.5"
- HOW 22445** Stud 22412 +.5"
- HOW 224410** Stud 22412 + 1" Only

LOW FRICTION BALL JOINTS



Low friction, economical OEM ball joints are high performance units designed for smooth suspension travel. These Ball joints have hardened pins with stock style housings and are not rebuildable. 1 1/2" taper Screw in.



- ALL 56010** Std. Upper
- ALL 56012** Std.+1" Upper
- ALL 56030** Std. Lower

KRC LOWER CONTROL ARM BUSHINGS



Steel/Delrin bushings, eliminate erratic handling & flexing of stock '64-'72 GM A-body control arms.

- KRC 8801A** Delrin Bushing
- KRC 8800** Round "A" Frame Bushing
- KRC 8802** Round "A" Frame Bushing Large 1.65"

BALL JOINT REAMER



American Made from High Speed Tool Steel 7° 1-1/2" Taper/ft. Commonly Used with Chrysler Lower Ball Joints or Chevy Upper Ball Joints.

- OCT 06-1007** Chrysler Lower/Chevy Upper 10° 2" Taper Per Foot. Commonly Used with Chevy Lower Ball Joints.
- OCT 06-1010** Chevy Lower Ball Joints

MAXIMA PENETRANT SPRAY LUBE



MAX 73920 Spray Lube



OCTANE BALL JOINTS



- OCT 01-14030** Screw-In Upper K772
- OCT 01-14100** Lg Thread Lwr K727 Fits Impala Spindle. Can be used to raise roll center on street stock and Modified cars. Fits Impala, Camaro and Chevelle Spindles. (K6136)
- OCT 01-14010** Bolt in Upper

LEFTHANDER BALL JOINTS



Ultra Low Friction

- LEF 001-1171** Lower Screw-in
- LEF 001-1185** Upper Bolt-in
- LEF 001-6210** Upper Screw-in 1" Longer
- LEF 001-6250** Upper Screw-in 1/2" Longer
- LEF 001-6700** Lower Screw-in - Small Thread, Small Stud

BALL JOINT PINS



- CRS 007-STD** Standard
- CRS 007+1/2"** + 1/2"
- CRS 007+1"** + 1"
- CRS 007+1.5"** + 1 1/2"

ALLSTAR BUSHINGS



No Shoulder, 1.5" Tall

- ALL 56162** 3" O.D. Rubber Bushing Enables Use Of 56218 Ball Joint on Most Dirt And Sweet-Styled Spindles
- ALL 56225** .. Adapter Bushing



- ALL 56230** Lower A-Arm 1.345" Dia
- ALL 56232** Lower A-Arm 1.645" Dia
- ALL 56234** Lower A-Arm 1.900" Dia
- ALL 56235** Lower A-Arm 1.900" OD x 2.100" x .562"
- ALL 56236** Lower A-Arm 1.440" Dia
- ALL 56244** Rear Upper A-Arm 1.311"

OCTANE TURNBUCKLES



Made from Tool Steel.

OCT 01-12020 3/4" Male w/Jam Nuts

UB TURNBUCKLE



Turnbuckle 5/8 RH & LH Threads

URB 47-1006 Turnbuckle

UPPER A-ARMS

8-1/4" Screw-in Ball Joint
JOE 15505-SLB8-1/4"
 11-1/4" Screw-in Ball Joint
JOE 15565-SLB 11-1/4"
JOE 15850.....9" Bolt-in Balljoint
JOE 15041Slug for SRB A Arms

KEYSER UPPER A-ARMS

PTC 100-01-09009" Bolt In
PTC 100-02-4475 Shaw RH or LH
PTC 100-02-4476Shaw LH Bent Bar
PTC 100-02-4477-1 Shaw RH + I
PTC 100-03-0730 7-3/4" Screw In 13°
PTC 100-03-08208-1/2" Screw In 13°
PTC 100-03-0910 9-1/4" Screw In 13°
 7" Right Side Metric, 1 1/4" Off-Set, 6-7/8"
 Crossshaft for Screw-In Balljoint
PTC 100-06-0700RHS-27"
 10.5" Left Side Metric, 1 1/4" Off-Set, 6 7/8"
 Crossshaft for Screw-In Balljoint
PTC 100-06-1020LHS-210.5"
 Commonly used on NEW Rocket Chassis XRI.2 and XR2
PTC 100-02-1210-2D12 1/4"

DUAL BEARING UPPER A-ARMS

PTC 100-03-0810D8-1/4"
PTC 100-02-1110D 11-1/4"

ADJUSTERS

3/4" RH Male,
 1/2 LH Female
WEH WM750500A.....Double Adjuster
 5/8"-18 TO 5/8"-18
WEH WM245LHF LHF to RHM
WEH WM245RHF RHF to LHM

UB STRUT BAR

Steel 22" Long, 5/8" LH and 3/4" RH
URB 42-2202ACSteel

UB OFFSET METRIC UPPER A-ARMS

Fit Stock GM Metric A-Arm Mounts 6 7/8" Center to Center
URB 15-0809-5R 8"x1-1/4"
URB 15-0829-6L.....8-1/2"x1-1/2"

UPPER BALL JOINT WRENCH

OCT 06-5050 Steel Screw-in

UPPER CONTROL ARMS

HOW 22133158.25 Slotted - R
HOW 2213415 8.5" - 15°
HOW 221450011.25 Slotted - L
HOW 2214600 11.5 Slotted- L
HOW 2214900 12 1/4"
HOW 2215115 12.75" - 15°
HOW 22001 Key Set 0-1/2 offset

UPPER CONTROL ARM

9 1/4" Bearing Upper control arm with 6" on center steel slotted cross shaft. Comes with small diameter +1" Balljoint pin. Common on Longhorn Modified Chassis RF 9 1/4" slotted upper a-arm.
 Upper Control arm key sets sold separately
CRS 11125-BCS-+IUpper A-FRAME Arm Key Set (Includes 0.00" .062", .125", .187", .250").
CRS 153B-KIT-1Castor Slug Kit

WEH WM331LFLH
WEH WM331RF-PLUS1 RH +1"

UPPER CONTROL ARMS

ROC HOW22602 Slug 0° for Howe Upper Control Arm
ROC UA208108-1/4" Screw-in BJ
ROC UA21110S 11-1/4" Screw In BJ

A-ARM SPACERS

OCT 01-13303 3/16" Upper A-Arm
OCT 01-13304 1/4" Upper A-Arm
OCT 01-13308 1/2" Upper A-Arm
OCT 01-13309 3/4" Upper A Arm
OCT 01-13310 1" Upper A Arm

OCTANE 5/8" MALE CLEVIS

5/8" Male Clevis by 3/8" with Right hand threads.
OCT 01-12050 Male Clevis

FABRICATED LOWER CONTROL ARMS

PTC 100-2016L-1 Chevelle Screw In LH
PTC 100-2016R Chevelle Press In RH
PTC 100-2016R-2Chevelle Screw In RH + 1"
PTC 100-2017L-1 Nova Screw In LH
PTC 100-2017R-2 Nova Screw In RH 1"

LOWER CONTROL ARMS

LH w/Rubber Bush 1 Pc. for Black Front End
ROC LA3004L LH
 RH 1 Pc. Blue/Gray Front
ROC LA3005R-2SARH
 LH 1 Pc. Blue/Gray Front
ROC LA3005L-2SALH

XRI LOWER CONTROL ARMS

ROC PC3005L-XRI Left Side
ROC PC3005R-XRI HDRight Side HD

TALL SCREW-IN BALL JOINT SLEEVE

Threaded Lower Ball Joint Sleeve -
 OD: 2-3/8", ID: 2", L: 1-3/8"
OCT 01-12060Large Chrysler

PORT CITY LOWER CONTROL ARM BUSHING KITS

PTC 100-22911-KIT1 Chevelle Lower
PTC 100-22911-KIT2 Nova Lower

OCTANE BUMP STEER SPACERS

OCT 01-33500Bump Steer Bushing Kit
OCT 01-33503030 Bump Steer Spacer
OCT 01-33506060 Bump Steer Spacer
OCT 01-33510100 Bump Steer Spacer
OCT 01-33520200 Bump Steer Spacer
OCT 01-33530300 Bump Steer Spacer
OCT 01-33550500 Bump Steer Spacer
OCT 01-33575750 Bump Steer Spacer

ORDER ONLINE ANYTIME
WWW.POSKE.COM

Swift
5" X 11" REARS

SWI 110-500-250.....	250#
SWI 110-500-300.....	300#
SWI 110-500-150BP..	Bulletproof 150# Copper
SWI 110-500-175BP..	Bulletproof 175# Copper
SWI 110-500-200BP..	Bulletproof 200# Copper
SWI 110-500-225BP..	Bulletproof 225# Copper
SWI 110-500-200TH.....	Tight Helix 200# Black
SWI 110-500-225TH.....	Tight Helix 225# Black
SWI 110-500-250TH.....	Tight Helix 250# Black



5" X 13" REARS

SWI 130-500-250.....	250#
SWI 130-500-175BP..	Bulletproof 175# Copper
SWI 130-500-200BP..	Bulletproof 200# Copper
SWI 130-500-225BP..	Bulletproof 225# Copper
SWI 130-500-175TH.....	Tight Helix 175# Black
SWI 130-500-200TH.....	Tight Helix 200# Black
SWI 130-500-225TH.....	Tight Helix 225# Black
SWI 130-500-250TH.....	Tight Helix 250# Black



Swift
5" X 16" REARS

SWI 160-500-050.....	Bulletproof 50#
SWI 160-500-080BP.....	Bulletproof 80#
SWI 160-500-100BP.....	Bulletproof 100#
SWI 160-500-125BP.....	Bulletproof 125#
SWI 160-500-150BP.....	Bulletproof 150#
SWI 160-500-175BP.....	Bulletproof 175#



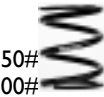
5" X 9.5" FRONT

SWI 950-500-400.....	400#
SWI 950-500-450.....	450#
SWI 950-500-500.....	500#
SWI 950-500-550.....	550#
SWI 950-500-600.....	600#
SWI 950-500-650.....	650#
SWI 950-500-700.....	700#
SWI 950-500-750.....	750#
SWI 950-500-800.....	800#



2.5" ID X 4" SPRINGS

SWI 040-250-350.....	350#
SWI 040-250-400.....	400#



2.5" X 14" SPRINGS

SWI 140-300-030.....	30# Black
----------------------	-----------

2.5" ID X 6" BARREL SPRINGS

SWI 060-250-200B.....	200#
SWI 060-250-250B.....	250#



2.5" ID X 7" BARREL SPRINGS

SWI 070-250-350B.....	350#
SWI 070-250-400B.....	400#
SWI 070-250-450B.....	450#
SWI 070-250-500B.....	500#
SWI 070-250-600B.....	600#
SWI 070-250-650B.....	650#
SWI 070-250-700B.....	700#
SWI 070-250-750B.....	750#

Swift
2.5" ID X 8" BARREL SPRINGS

SWI 080-250-100.....	100#
SWI 080-250-100B.....	100# Black
SWI 080-250-125.....	125#
SWI 080-250-125B.....	125# Black
SWI 080-250-150.....	150#
SWI 080-250-175B.....	175#
SWI 080-250-200.....	200#
SWI 080-250-225.....	225#
SWI 080-250-250.....	250#
SWI 080-250-300.....	300#
SWI 080-250-350.....	350#
SWI 080-250-400B.....	400#
SWI 080-250-450.....	450#
SWI 080-250-500.....	500#
SWI 080-250-550.....	550#
SWI 080-250-600B.....	600#
SWI 080-250-650.....	650#
SWI 080-250-700.....	700#



2.5" ID X 10" BARREL SPRINGS

SWI 100-250-080B.....	80#
SWI 100-250-100B.....	100#
SWI 100-250-125B.....	125#
SWI 100-250-150B.....	150#
SWI 100-250-175B.....	175#
SWI 100-250-200B.....	200#
SWI 100-250-225B.....	225#
SWI 100-250-250B.....	250#
SWI 100-250-300B.....	300#
SWI 100-250-325B.....	325#
SWI 100-250-350B.....	350#
SWI 100-250-400B.....	400#
SWI 100-250-450B.....	450#
SWI 100-250-500B.....	500#
SWI 100-250-550B.....	550#
SWI 100-250-600B.....	600#

2.5" ID X 12" BARREL SPRINGS

SWI 120-250-125B.....	125#
SWI 120-250-150B.....	150#
SWI 120-250-175B.....	175#
SWI 120-250-200B.....	200#
SWI 120-250-225B.....	225#
SWI 120-250-250B.....	250#
SWI 120-250-300B.....	300#
SWI 120-250-325B.....	325#
SWI 120-250-350B.....	350#
SWI 120-250-400B.....	400#
SWI 120-250-450B.....	450#
SWI 120-250-500B.....	500#
WI 120-250-250TH.....	Tight Helix 250#

2.5" X 14" BARREL SPRINGS

SWI 140-250-100BP..	Bulletproof 100# Copper
SWI 140-250-125BP..	Bulletproof 125# Copper
SWI 140-250-150BP..	Bulletproof 150# Copper
SWI 140-250-175BP..	Bulletproof 175# Copper
SWI 140-250-200BP..	Bulletproof 200# Copper
SWI 140-250-225B.....	225# Black
SWI 140-250-250B.....	250# Black
SWI 140-250-300B.....	300# Black

2.5" X 16" BARREL SPRINGS

SWI 160-250-050B.....	50# Black
SWI 160-250-080B.....	80# Black
SWI 160-250-100BP..	Bulletproof 100# Copper
SWI 160-250-110BP..	Bulletproof 110# Copper
SWI 160-250-125BP..	Bulletproof 125# Copper
SWI 160-250-150BP..	Bulletproof 150# Copper

CONVENTIONAL 5 X 11" REARS



HYP 11150.....	150#
HYP 11175.....	175#
HYP 11200.....	200#
HYP 11225.....	225#
HYP 11275.....	275#
HYP 11300.....	300#
HYP 11350.....	350#



CONVENTIONAL 5 X 13" REARS

HYP 13125.....	125#
HYP 13150.....	150#
HYP 13175.....	175#
HYP 13200.....	200#
HYP 13225.....	225#
HYP 13250.....	250#
HYP 13275.....	275#
HYP 13325.....	325#

CONVENTIONAL 5 X 15" REARS

HYP 18SNS-150.....	150#
HYP 18SNS-175.....	175#
HYP 18SNS-200.....	200#
HYP 18SNS-225.....	225#
HYP 18SNS-250.....	250#



CONVENTIONAL 5 X 16" REARS

HYP SNU-85.....	85#
HYP SNU-100.....	100#
HYP SNU-125.....	125#
HYP SNU-150.....	150#
HYP SNU-175.....	175#
HYP SNU-200.....	200#
HYP SNU-225.....	225#
HYP SNU-250.....	250#



CONVENTIONAL 5 X 20" REARS

HYP SNT50.....	50#
HYP SNT80.....	80#
HYP SNT100.....	100#



5.5 X 11" STOCK PIGTAIL SPRINGS



Designed for Stock Appearing Classes with a Black Paint Finish. One End Pigtail/One End Closed.
HYP 18SNP11-200..... 200#



1-7/8" ID X 10" SPRINGS

HYP 1810D125.....	125#
-------------------	------



HELPER SPRING

SWI H025-135-0008.....	2.5" X 5.3" Tall
PROGRESSIVE SPRING	
Torque Link (Pull Bar) Spring	
SWI 067-500-600-2000..	5" X 6.75" X 600/2000
SWI 100-250-575V.....	2.5" X 10" X 575#





CONVENTIONAL 5 X 9.5" FRONT



HYPY500.....	500#
HYPY550.....	550#
HYPY600.....	600#
HYPY650.....	650#
HYPY700.....	700#
HYPY750.....	750#
HYPY800.....	800#
HYPY850.....	850#
HYPY900.....	900#
HYPY950.....	950#
HYPY1000.....	1000#

CONVENTIONAL 5 X 10.5" FRONT

HYPY350.....	500#
HYPY400.....	400#
HYPY450.....	450#

CONVENTIONAL 5.5 X 9.5" FRONT

HYP 0500.....	500#
HYP 0550.....	550#
HYP 0600.....	600#
HYP 0650.....	650#
HYP 0700.....	700#
HYP 0800.....	800#
HYP 0850.....	850#
HYP 0900.....	900#
HYP 0950.....	950#
HYP 1000.....	1000#
HYP 1100.....	1100#

2-1/2" ID X 12" SPRINGS



HYP 12110.....	110#
HYP 12150.....	150#
HYP 12175.....	175#
HYP 12200.....	200#
HYP 12225.....	225#
HYP 12250.....	250#
HYP 12275.....	275#
HYP 12300.....	300#
HYP 12325.....	325#
HYP 12350.....	350#
HYP 12375.....	375#
HYP 12400.....	400#
HYP 12425.....	425#
HYP 12450.....	450#
HYP 12600.....	600#
HYP 12B0175/350UHT...#175-#350 Duel Rate	
HYP 12B0200/425UHT...#200-#425 Duel Rate	

2-1/2" ID X 14" SPRINGS

HYP 14100.....	100#
HYP 14150.....	150#
HYP 14175.....	175#
HYP 14200.....	200#
HYP 14225.....	225#
HYP 14250.....	250#
HYP 14300.....	300#
HYP 14B0200/425UHT...#200-#425 Duel Rate	

2-1/2" ID X 16" SPRINGS

HYP 16B0100UHT.....	100#
HYP 16B0110UHT.....	110#
HYP 16B0125UHT.....	125#
HYP 16B0150UHT.....	150#
HYP 16B0175UHT.....	175#
HYP 16B0200UHT.....	200#

2-1/2" ID X 4" SPRINGS



HYP 4350.....	400#
HYP 4400.....	450#
HYP 4450.....	500#
HYP 4500.....	600#
HYP 4600.....	700#
HYP 4700.....	1100#

2-1/2" ID X 6" SPRINGS

HYP 61100.....	1100#
----------------	-------

2-1/2" ID X 7" SPRINGS

HYP 7100.....	100#
HYP 7125.....	125#
HYP 7150.....	150#
HYP 7175.....	175#
HYP 7200.....	200#
HYP 7250.....	250#
HYP 7300.....	300#
HYP 7350.....	350#
HYP 7400.....	400#
HYP 7450.....	450#
HYP 7500.....	500#
HYP 7650.....	650#
HYP 7700.....	700#
HYP 7750.....	750#

2-1/2" ID X 8" SPRINGS

HYP 8175.....	175#
HYP 8200.....	200#
HYP 8250.....	250#
HYP 8325.....	325#
HYP 8350.....	350#
HYP 8375.....	375#
HYP 8400.....	400#
HYP 8425.....	425#
HYP 8450.....	450#
HYP 8550.....	550#

2-1/2" ID X 10" SPRINGS

HYP 10110.....	110#
HYP 10150.....	150#
HYP 10125.....	125#
HYP 10175.....	175#
HYP 10200.....	200#
HYP 10225.....	225#
HYP 10250.....	250#
HYP 10275.....	275#
HYP 10300.....	300#
HYP 10325.....	325#
HYP 10350.....	350#
HYP 10375.....	375#
HYP 10400.....	400#
HYP 10425.....	425#
HYP 10450.....	450#
HYP 10475.....	475#
HYP 10500.....	500#
HYP 10525.....	525#
HYP 10550.....	550#
HYP 10600.....	600#
HYP 10650.....	650#
HYP 10700.....	700#

COIL OVER TAKE-UP HELPER SPRING



HYP CS100.....	Helper Spring
HYP 18DS100.....	Spring Divider

SHOCK PROTECTOR

Black Plastic shock protector slides over aluminum threaded body shock to protect against wear from spring. 6" spring seat to end, I.D. 2.25" & works with all 2.5" I.D. springs..
ALL 64201 Protector



SHOCKWEAR ARMOUR

Flexible armor plated material, adjustable Velcro closure, & vented to release heat.
Sizes Available..... 10", 12", 14" 16" and 21"



SHOCK WEARS



Sold in pairs. Available in Black, and Red. Available in 10", 12" or 14" length
Sizes..... 10", 12" or 14"

JOES SHOCK CANNISTER MOUNT



JOES Canister Mount features a quick release nylon strap that can secure any round canister from 1-1/2" to 4" in diameter.
JOE 19410..... 1-1/4" Cannister
JOE 19412..... 1-1/2" Cannister
JOE 19414..... 1-3/4" Cannister
JOE 19450..... Quick Release Pin

SHOCK MOUNTS

Shock Mount
Long Right
OCT 01-34139
..... Long Right



CLAMP ON SHOCK MOUNTS

OCT 01-34142.....	1-1/2" Extended
OCT 01-34143.....	1-1/4"
OCT 01-34144.....	1-1/2"
OCT 01-34145.....	1-3/4"

SHOCK MOUNT EXTENSION

Steel 2" Bolt On Shock Mount Extension
WEH WM243S 2"



NYLON SHOCK SLIDER

Protect shock when using helper spring.
AFC 20183-1..... Large Body Nylon Slider



COIL-OVER SPRING SPACERS



ID: 2-5/16", OD of Connector 2-1/2", OD with lip 3-3/8", Anodized Black Aluminum, Manufactured in Coopersville, MI

ITS 310-30120-1 1"
 ITS 310-30120-2 2"
 ITS 310-30120-3 3"

POLYURETHANE SPRING RUBBERS



1-1/2" Tall X 5"
 OCT 01-3591560 Purple 60 Durometer
 OCT 01-3591570 Green 70 Durometer

1-3/4" Tall X 5"
 OCT 01-359237 Medium White
 OCT 01-359283 Hard Blue

1" Tall X 2-1/2" For Barrel or UHT
 OCT 01-35970 Spring Green 70 Durometer
 OCT 01-3599108 Hard 25lb
 OCT 01-35996 Medium White 20lb

5" COIL OVER KITS



Black Anodized Aluminum kits include Sleeve, Adjuster Nut, Spring Cap, Spring Cap Retainer Pin and Jam Nut

WEH WM308B Bilstein
 WEH WM308F Fox
 WEH WM308P Penske

COIL OVER KIT



KRC Coil Over Kit includes anodized aluminum top hat, bottom nut, 5" threaded sleeve and 2" extension sleeve. For A-modified stock cars and other applications.

KRC 8822 AFKO Kit
 KRC 8830SM Penske Kit

COILOVER KIT FOR 5" SPRINGS



OCT 01-24020 Fits Afco
 OCT 01-24040 Fits Bilstein

COIL OVER KITS

Fits Welded Bearing Shock



ITS 310-30525 For 5" Springs

BUMP STOP PUCKS & SHOCK BUMPERS



Durometer Bump Stop Puck

OCT 01-35740 2" x 1/2" x 5/8" 40
 OCT 01-35750 2" x 1/2" x 5/8" 50
 OCT 01-35755 2" x 1/2" x 5/8" 55
 OCT 01-35760 2" x 1/2" x 5/8" 60
 OCT 01-35765 2" x 1/2" x 5/8" 65
 OCT 01-35775 2" x 1/2" x 5/8" 75

5150 Series Foam Puck

OCT 01-355-50-35R 2" x 1/2" x 1" 35
 OCT 01-355-50-50W 2" x 1/2" x 1" 50
 OCT 01-355-50-65B 2" x 1/2" x 1" 65
 OCT 01-355-50-75B 2" x 1/2" x 1" 75

5153 Series Foam Puck

OCT 01-355-53-35R 2" x .625" x 1" 35
 OCT 01-355-53-50W 2" x .625" x 1" 50
 OCT 01-355-53-65B 2" x .625" x 1" 65
 OCT 01-355-53-75B 2" x .625" x 1" 75



Durometer Shock Bumper

OCT 01-35828 Penske Red Soft 2.375" 28
 OCT 01-35832 Penske Yellow Soft .375" 32
 OCT 01-35835 Blue Soft 2.25" 35
 OCT 01-35838 Penske Black Soft 2.375" 38
 OCT 01-35845 Natural Soft, 2.25" 45
 OCT 01-35847 Penske Blue Soft 2.375" 47
 OCT 01-35855 Black Soft 2.25" 55
 OCT 01-35045 Natural Medium 2.25" X .5" 45

COIL OVER ELIMINATORS



STANDARD FEATURES: Outlaw bearing, Double lip dirt seal, 5/8 harden shaft, Pin release lock nut, Slotted top plate, Floating lower plate, 2" high spring retainers Outlaw bearing can run 20x more side load than the standard linear bearing

BSB 7500 14"
 BSB 7500-2 14" +2"


XD SERIES feature Dual Bearing surface on Shaft and Inside of Bore. All Steel construction with 5/8" hardened shaft, AN Wiper and double lip seal. Slider is totally sealed

BSB 7540 Reg Length
 BSB 7540-2 Ext Length
 BSB 7540-6 7540-2 Replacement Shaft

COIL OVER ELIMINATOR SERVICE PARTS

BSB 7503 Top Spring Cup
 BSB 7504 Shaft for 7500
 BSB 7504-2 Shaft for 7500-2
 BSB 7516 Lynch Clip
 BSB 7518 7500 Coil Over Repair Kit
 BSB 7518-2 7500-2 Coil Over Repair Kit
 BSB 7510 Coil Over Wrench

BUMP STOPS & SHOCK SHIMS



Bump Stops and Bump Stop Cup Kits are sold separately.

OCTANE RACE PRODUCTS

2" OD x 1" Tall x 5/8" ID

OCT 01-35640 Brown 40 Durometer
 OCT 01-35650 Green 50 Durometer
 OCT 01-35655 Orange 55 Durometer
 OCT 01-35660 Purple 60 Durometer
 OCT 01-35665 Black 65 Durometer
 OCT 01-35675 Yellow 75 Durometer

OCT 01-35800 Aluminum Cup
 OCT 01-35803 3 Piece Cup Kit
 WEH WM308B-W Bilstein 14mm Locnut/Washer Combo

Shock Shim 10pk

OCT 01-35601-10 Black 2" OD x .062" Tall
 OCT 01-35602-10 Tan 2" OD x 1.25" Tall
 OCT 01-35610-10 ... Black 2.0" OD x .062" x .50" ID Small Shaft
 OCT 01-35611-10 Tan 2.0" OD x .125" x .50" ID Small Shaft



BUMP STOP ACCESSORIES

Made to fit over bilstein cone rod end nut. Used to take up space from the rod end to the bump stop so the bump stop has a flush mounting surface or to stop travel by bottoming out on the rod guide protector Aluminum.

ALL 64274 Support
 ALL 64275 Cup
 ALL 64276 Rod Guide Protector
 ALL 64277 Divider Washer

ADJUSTABLE POLY BUMP KIT



Polyurethane bump stop is weather resistant and easily adjustable by adding packers to the inner ring. 5 - 1/16" thick packer shims included

ALL 64505 Kit

SHOCK SHIMS



Place directly onto the shock shaft to simplify fine tuning & setup of the suspension without disassembling or removing the shock. U-Shaped Shims - for quick removal & installation into tight stacks. 14MM

ALL 64412 1/8"
 ALL 64414 3/8"

SERVICE PARTS

ITS 310-30525SR Coil-Over Snap Ring for Fixed Bearing Shocks
 ITS 310-30245A Schrader Valve O-Ring Type
 ITS 310-30200-4 Steel Diaper Pin



RACER REBUILDABLE SN2 AND AS2 SERIES SHOCKS

The 46mm (2") SN2 & AS2 Series shocks come in kit form and is assembled quickly. Built with a 1-pc threaded aluminum tube for the ultimate in lightweight high performance.

- Bilstein Consistent, Fade-Free Performance.
- Available with Linear or Digressive Piston.
- Rebuildable; Assembled and Disassembled for Rapid Repair or Valving Change.
- Valve Stacks & Valving Kits Available Separately.
- Built to customer specs with choice of valving.



BIL 33-315430. 7" w/Linear or Digressive Piston Assembly and Dyno Testing CALL **SHOCK KITS**

Kit Includes (4) Triple Adjustable Shocks (1) Left Rear Traction Shock and (1) 5Th Coil Shock **BIL 48-312226.**Dirt Late Modelt

ASN, SN, SN2 & SNS2 SHOCK COMPONENTS



BSP 2522880 Ext Snap Ring for Steel 46mm Shock

BSP B4-LG0-Z043A01 Rod End Only

BSP B4-XDO-Z006A01 ..Schrader Valve 1/8 NPT

BSP B4-XDO-Z015A00.....Schrader Valve for new SN2

BSP E4-AK1-Z033A00 Digressive Piston 699A 46mm

BSP E4-BOA-0000440.....Snap Ring for Rod End

BSP E4-B46-20SNCT 4 Disc Linear Piston

BSP E4-D16-Z110A00 Schrader Valve O-Ring for New SN2

BSP E4-GL1-Z020A00..... Monoball for Rod End

BSP E4-KR2-X001A02Teflon Piston Band

BSP E4-KS2-Z060A00 7" Shock Shaft

BSP E4-KS2-Z060A19 9" Shock Shaft

BSP E4-KS2-Z060A506" Non-Adj. Shaft for 7" Basevalve

BSP E4-KS2-Z060A528" Non-Adj. Shaft for 9" Basevalve

BSP E4-M16-X216A00Steel 46mm Tube SNS3/XVS2 7"

BSP E4-MSS-0017A00 O-Ring 46mm Piston Wear Band

BSP E4-MSS-0021A00 Piston Band: 46mm Solid 8mm

BSP E4-MU1-Z010A00 Rod Jam Nut

BSP E4-MWP-0846C00 Digressive H/F Linear Piston, 8/46mm

SHOCK ACCESSORIES



BIL 192118.....Coil Over Hardware Kit for 2.5" Springs, 7" Sleeve 46mm

BIL CRF8-102.....Rod End Assembly

BIL ALL-60096 1" Shock Extension

BIL ALL-600972" Shock Extension

DO YOUR SHOCKS NEED REBUILDING?

We Service Both Bilstein, and Penske shocks in house. Give us a call to find out what we can do for you.



CALL OUR TECHS
1-304-428-5000



SZ SERIES SEALED 46MM BIG BODY SHOCKS SHOCK

Monotube Shock technology dissipates heat for consistent, fade-free performance.

Nitrogen gas charge behind a free floating divider piston prevents oil cavitation that creates inconsistency and fading in other shock designs.

- 7" and 9" Stroke Lengths
- 46mm (1.81 OD) monotube design,
- Linear style va lving.
- Heim-bearing mount
- No base valve
- Non-adjustable damping
- Zinc plated steel, smooth body with snap ring groove for coil over shocks


- BIL 33-321585**..... 7" 2 COMP 10 REB
- BIL 33-321653**..... 7" 3 COMP 8 REB
- BIL 33-321660**..... 7" 3 COMP 10 REB
- BIL 33-321677**..... 7" 3 COMP 12 REB
- BIL 33-321707**..... 7" 4 COMP 6 REB
- BIL 33-321714**..... 7" 4 COMP 8 REB
- BIL 33-321769**..... 7" 4 COMP 12 REB
- BIL 33-321776**..... 7" 4 COMP 15 REB
- BIL 33-321813**..... 7" 6 COMP 3 REB
- BIL 33-321837**..... 9" 3 COMP 3 REB
- BIL 33-321844**..... 9" 3 COMP 4 REB
- BIL 33-321950**..... 9" 10 COMP 2 REB
- BIL 33-321967**..... 9" 12 COMP 2 REB
- BIL 33-321SPM** Custom Dirt Sport Modified Package-Includes 4 S=SZ Series Shocks

SHOCK EXTENSIONS



- OCT 01-36001** 1" for Pro,Afco
- OCT 01-36003** 1" for Bilstein
- OCT 01-36004** 2" for Bilstein

RACING SHOCK FLUID



Petroleum base with an extremely high viscosity. It indexes over 350+, low pour points.. Works on steel or aluminum components.

MAX 59-58932L.....3WT Qt

SERIES 14 SHOCKS

AFCO fixed bearing 14 Series sealed body coil-over shocks. Grooved for coil kit, steel body, twin tube design, 2.03" OD, Blue Paint.

- AFC 1474**..... 7" 4 Valve
- AFC 1475**..... 7" 5 Valve
- AFC 1475-3**..... 7" 5-3 Valve
- AFC 1476-3**..... 7" 6-3 Valve
- AFC 1493-5**..... 9" 3-5 Valve
- AFC 1494**..... 9" 4 Valve
- AFC 1495**..... 9" 5 Valve

SNS2 SERIES SHOCKS

- Built To Customer Specifications with Your Choice of Valving.
- BIL 33-316697**..... 9" Steel with Base Valve
- BIL 33-316444** 7" Steel No Valving, No Piston, No Band
- BIL 33-316468**..... 9" Steel No Valving, No Piston, No Band
- BIL 33-316468-TRACTION** Left Rear Traction Shock
- BIL 33-316680**..... 7" Steel withy Base No Piston No Band

Assembly and Dyno Testing CALL

SHOCK REBUILDING TOOLS



- Nitrogen Fill Tool Assembly, 0-400 PSI Gauge
- BIL E4-KT0-Z021A00** Tool
- BIL 193000**..... Gas Fill Tool
- BIL 193434**..... Take-Apart Tool

SHOCK PINS

- Sold in Packs of Two.
- OCT 01-36005-2** Pair

DIAPER PIN

- 2.875" x 0.090" Wire
- Diameter, Steel, Natural
- ALL 64182** Diaper Pin

JMX/JMXL 3 PIECE ROD ENDS



JMX/JMXL Series rod ends are 3-piece high strength alloy. Typical applications include: Suspension links, control arms, sway-bars, and shift linkages. 5/8" bore, 5/8"-18 male thread, PTFE lined.
F-K JMX10TRH
F-K JMXL10TLH



STEEL MOLY ROD ENDS

Steel moly rod end 5/8" Bore (Thin Center), 3/4"-16 male thread, PTFE lined. Commonly used on Longhorn lower control arms
F-K RSMX10TRH

STANDARD DUTY 2-PIECE ROD ENDS



- OCT 16-1041 1/4" RHM
- OCT 16-1051 5/16" RHM
- OCT 16-1061 3/8" RHM
- OCT 16-1081 1/2" RHM9
- OCT 16-1101 5/8" RHM
- OCT 16-1121 3/4" RHM
- OCT 16-1123 3/4" RHM Oversize
- OCT 16-1042 1/4" LHM
- OCT 16-1052 5/16" LHM
- OCT 16-1062 3/8" LHM
- OCT 16-1082 1/2" LHM
- OCT 16-1102 5/8" LHM
- OCT 16-1122 3/4" LHM

FEMALE 2-PIECE ROD ENDS



- OCT 16-5041 1/4" RHF
- OCT 16-5042 1/4" LHF
- OCT 16-5051 5/16" RHF
- OCT 16-5061 3/8" RHF
- OCT 16-5081 1/2" RH
- OCT 16-5101 5/8" RHF
- OCT 16-5102 5/8" LHF
- OCT 16-5121 3/4" RHF
- OCT 16-5122 3/4" LHFF

3/4" BORE MONO BALL JOINT

Spherical Bearing 3/4 in ID, 1-7/16 in OD, 3/4 in Thick, Steel, PTFE Lined.
F-K COM12T3/4" Bore with Teflon



ROD ENDS WITH TEFLON



- F-K CFX12T. Female Moly 3/4" RHM
- F-K CFXL12T.... Female Moly 3/4" LHM
- F-K CMX10T Moly 5/8" RHM
- F-K CMX12T Moly 3/4" RHM
- F-K CMX12-10T Moly 5/8" Bore, 3/4-16 In RHM, PTFE Lined, Steel
- F-K CMXL10T Moly 5/8" LHM
- F-K CMXL12T Moly 3/4" LHM
- F-K RD2Solid End 5/8" Bore 3/4" RH Thread
- F-K CFX8T Moly 1/2" RHF
- F-K CMX8T Moly 1/2" RHM
- F-K CMXL8T Moly 1/2" LHM

TEFLON LINED MOLY ROD ENDS

- OCT 16-41015/8" RHM
- OCT 16-41025/8" LHM

SPECIALTY ENDS

Stainless Aircraft Quality 20° Bearing
NRE COM12.....3/4" Mono Ball Joint
OCT 16-3101 5/8" x 5/8" Solid End

BLACK MAX CHROME MOLY 2-PC ROD ENDS



- OCT 16-2081 1/2" RHM
- OCT 16-2082 1/2" LHM
- OCT 16-2101 5/8" RHM
- OCT 16-2102 5/8" LHM
- OCT 16-2111 5/8" RHM with 1/2" hole
- OCT 16-2112 5/8" LHM with 1/2" hole
- OCT 16-2121 3/4" RHM
- OCT 16-2122 3/4" LHM

MALE ROD ENDS WITH STUD



- OCT 16-10663/8" RHM w/3/8" Stud
- OCT 16-10673/8" LHM w/3/8" Stud

BRACKETS & CLAMPS



- Fits 3" Tube
- ALL 60144 1" Wide Retainer Ring
- ALL 60145 1.75" Wide Retainer Ring
- ALL 60166 Weld-On 9" Ford Upper 3 Link Bracket
- ALL 56112 Weight Jack Plate, 1" Coarse Thread
- ALL 56124 Rear Lower Spring Plate

ROD END REDUCER BUSHINGS



- OCT 01-31000-2 5/8" to 1/2" (pr)
- OCT 01-32000-2 1/2" to 3/8" (pr)
- OCT 01-33000-2 3/4" to 5/8" (pr)

TAPERED SPACERS



- OCT 01-33100 1/2" I.D.
- OCT 01-33200 5/8" I.D.
- OCT 01-33300 3/4" I.D.

ROD END SPACERS



- For 5/8" Rod Ends with 1/2" Holes
- OCT 01-33401 3/8" Spacer
 - OCT 01-33402 1/2" Spacer
 - OCT 01-33403 9/16" Spacer
 - OCT 01-33405 1-1/8" Spacer
 - OCT 01-33406 1-3/8" Spacer
 - OCT 01-33407 1-1/2" Spacer
 - OCT 01-33409 1-3/4" Spacer

JAM NUTS



- OCT 16-0042 1/4" LH
- OCT 16-0041 1/4" RH
- OCT 16-0051 5/16" RH
- OCT 16-0052 5/16" LH
- OCT 16-0061 3/8" RH
- OCT 16-0062 3/8" LH
- OCT 16-0081 1/2" RH
- OCT 16-0082 1/2" LH
- OCT 16-0101 5/8" RH
- OCT 16-0101-1 5/8" RH Thin
- OCT 16-0102 5/8" LH
- OCT 16-0102-1 5/8" LH Thin
- OCT 16-0103 11/16" LH
- OCT 16-0122 3/4" LH
- OCT 16-0121 3/4" RH

JAM NUTS



- WEH WM4910SScrew Jack Jam Nut
- To save the seal in your shock.
- WEH WM510 Bilstein 1" Hex Jam Nut h

ORDER ONLINE ANYTIME
WWW.POSKE.COM
CALL TO ORDER OR TECH
1-304-428-5000

SWAGGED STEEL TUBES



OCT 01-371334..... 13" X 3/4"
 OCT 01-372534..... 25" X 3/4"

5/8 HIGH MISALIGNMENT SPACER



5/8" heim 1/2" bolt high misalignment spacer.
 Measured from end of spacer to the heim.
 Measurement is not total overall length.
 WEH WM6250750HM......75"
 WEH WM625100HM......1"
 WEH WM6251750HM......1.75"
 WEH WM625250HM......25"
 WEH WM625500HM......50"

STEEL SPRING PLATES AND SPACERS



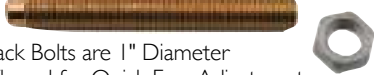
OCT 01-35465..... Upper Spring Plate 5"
 OCT 01-35550..... 3" Coil Spring Spacer
 OCT 01-35460..... Adj. Hidden Spring Spacer

WIDGET COIL SPRING RETAINER



Spring loaded spring cup helps keep pressure on the spring when suspension travel is past that of the spring. Bearing design helps keep it bind free.
 PTC 100-307..... Widget

WEIGHT JACK BOLTS & NUTS



Weight Jack Bolts are 1" Diameter Coarse Thread for Quick Easy Adjustment
 OCT 01-35420..... 11" Steel
 OCT 01-35410..... 1" Coarse Nut
 OCT 01-35400..... 8"

SWIVLER SPRING CUP/JACK BOLT COMBO



Spring Cup and Jack Bolt combo for 5.5" Front Springs. Bearing design helps for bind free operation.
 OCT 01-35430..... Spring Cup/Jack Bolt Combo
 OCT 01-35440..... Lightweight
 OCT 01-35431..... Replacement Jack Bolt

BLACK STEEL SWAGGED TUBES



OCT 01-370458B..... 4" X 5/8"
 OCT 01-370558B..... 5" X 5/8"
 OCT 01-370634B..... 6" X 3/4"
 OCT 01-370658B..... 6" X 5/8"
 OCT 01-370734B..... 7" X 3/4"
 OCT 01-370758B..... 7" X 5/8"
 OCT 01-370834B..... 8" X 3/4"
 OCT 01-370858B..... 8" X 5/8"
 OCT 01-370934B..... 9" X 3/4"
 OCT 01-370958B..... 9" X 5/8"
 OCT 01-371034B..... 10" X 3/4"
 OCT 01-371058B..... 10" X 5/8"
 OCT 01-371134B..... 11" X 3/4"
 OCT 01-371158B..... 11" X 5/8"
 OCT 01-371234B..... 12" X 3/4"
 OCT 01-371258B..... 12" X 5/8"
 OCT 01-371334B..... 13" X 3/4"
 OCT 01-371358B..... 13" X 5/8"
 OCT 01-371458B..... 14" X 5/8"
 OCT 01-371558B..... 15" X 5/8"
 OCT 01-371634B..... 16" X 3/4"
 OCT 01-371658B..... 16" X 5/8"
 OCT 01-371734B..... 17" X 3/4"
 OCT 01-371758B..... 17" X 5/8"

SCALLOPED BLACK TUBE ALUMINUM



OCT 01-401058..... 10" X 5/8"
 OCT 01-401158..... 11" X 5/8"
 OCT 01-401258..... 12" X 5/8"
 OCT 01-401358..... 13" X 5/8"
 OCT 01-401458..... 14" X 5/8"
 OCT 01-401558..... 15" X 5/8"
 OCT 01-401658..... 16" X 5/8"
 OCT 01-401758..... 17" X 5/8"
 OCT 01-401858..... 18" X 5/8"

BENT TIE ROD TUBE



Made from .156" steel wall tubing.
 OCT 01-381158..... 11"
 OCT 01-381258..... 12"
 OCT 01-381358..... 13"
 OCT 01-381458..... 14"
 OCT 01-381558..... 15"
 OCT 01-381658..... 16"

BENT TIE ROD TUBE ONLY



16" Bent Tie Rod Tube Only
 WEH WM311HT..... RF

BENT THREADED STEEL TUBES



PTC 100-3012..... 12" X 5/8"
 PTC 100-3013..... 13" X 5/8"

HEX ALUMINUM TUBES



Powdercoated Black. Use 5/8" Rod Ends.
 OCT 01-360958H..... 9" x 5/8"
 OCT 01-361058H..... 10" x 5/8"
 OCT 01-361158H..... 11" x 5/8"
 OCT 01-361258H..... 12" x 5/8"
 OCT 01-361358H..... 13" x 5/8"
 OCT 01-361458H..... 14" x 5/8"
 OCT 01-361558H..... 15" x 5/8"
 OCT 01-361658H..... 16" x 5/8"
 OCT 01-361758H..... 17" x 5/8"
 OCT 01-361858H..... 18" x 5/8"

SCALLOPED TUBE WRENCH



8-1/8 Scalloped Suspension Tube Wrench with 5/8" & 3/4" Ends
 QUI 66-6275..... Wrench



REVERSE SLOTTED ARC PINION MOUNT



Made from high strength 1" CNC aluminum, includes seal, o-ring, and climbing hardware. All mounts are anodized black.
OCT 01-26070 Mount
OCT 01-26071 Replacement O-Ring



MACHINE DOUBLE SIDED PINION MOUNT



Aluminum Double Sided Pinion Mount for Quick Change Rear Ends. Mounts on both side allow for regular length J-Bar & also use of Short Bar as well. Climber hardware included.
WEH WM205DS Pinion Mount



PINON PLATE CLIMBER



New style climber pinion plate for current production XR1.2 and XR2
ROC VMG-3020.A.00-ASM-RK Climber Assembly



LIFT BAR PLATES



Both Plates (Pair) are Required.
ROC PC3009-1 Lower Plate ea.
ROC PC831121S Upper Plate ea.



ADJUSTABLE J-BARS

ROC 4511-ADJ J-Bar Steel Adjustable 20" to 22"



STEEL THREADED ROD FOR J-BAR



PTC 100-602-15 Threaded Rod for J-Bar



OCTANE J-BAR THREADSERT

Pictured with 3/4" RH Heim and Jam Nut. Heim is sold separately
OCT 01-25001 Threadsert Only



J-BAR LENGTH ADJUSTER

PPM 0765 Rod End NOT Included



PREMIUM STEEL ADJUSTABLE J-BAR



Complete with tool steel adjuster with a full 2" of adjustability featuring FK Chrome Molly Teflon lined, Removable Rod Ends on both ends.
OCT 01-25041 21"-23"

STEEL J-BAR

1020 DOM 1-1/2" OD X .250" wall for superior strength and durability. Built for us by one of the most respected fab shops in the U.S. Thread insert in the Frame End Slides in the J-Bar and Can be Welded to Length.
OCT 01-25000 J-Bar



LIFT BAR BOLT KIT

8" Long, Fine Thread, Grade 8 Bolts With Nyloc Nuts for ROC Lift-Bar-Kit-5/8
ROC LIFT-BAR-BOLT-KIT Kit



TORQUE ABSORBER

Increase more forward bite off the corner without loss of traction down the straights. IMCA legal. This torque absorber is cnc machined from solid steel. It is lighter and provides up to 4" more travel than its spring counterpart. It has interchangeable biscuits to give you an array of options. It is designed with a threaded cap for ease of changing the different bushings offered & is built with brass bushings to eliminate binding.
QUI 66-499 Thread To Thread 14 1/2" Uses 5 Biscuits

QUI 66-501 Blue Biscuit (extra soft)
QUI 66-502 Yellow Biscuit (soft)
QUI 66-504 Red Biscuit (medium)
QUI 66-506 Black Biscuit (hard)

2.25" TORQUE LINK BUSHINGS

Available in three different rates, 60, 75 and 87 durometer readings.
OCT 01-26506 Purple 60 Duro
OCT 01-26507 Yellow 75 Duro
OCT 01-26508 Red 87 Duro



TORQUE LINK BRACKETS

Sold in pairs.
OCT 01-26020 Ford 9"



ADJUSTABLE J-BAR SLEEVES

PTC 100-T303 3"
PTC 100-T304 4"
PTC 100-T305 5"

J-STYLE STEEL PANHARD BAR



4" DROP ADJUSTABLE
WEH WM40S18-20 18-20"
WEH WM40S19-21 19-21"
WEH WM40S20-22 20-22"
WEH WM40S22-24 22-24"
LINKAGE ADJUSTER
WEH WM40A Short -1/2"
WEH WM40AL Long 7-1/2"
WEH WM40AM Medium 6-1/2"

J-BARS & LIFT BARS



Clamp On Frame Mount J-Bar
ROC 3008-4B 2"x2"
 New style 2025 XR2 lift bar; Fits ALL Rocket cars mounting holes 32" 34" 36"
ROC MRRCLB2018 Lift Bar
 New style 1 piece Rocket aluminum j-bar takes no adjuster; Comes complete with heim, jam nut and monoball
ROC 4516B 1-Pc Lift Bar
 Rocket extreme bend LR lower rod 5/8" thread, 1" OD .262 Wall DOM tubing
ROC PC3186 12"
ROC MRRPAJBX J-Bar Assembly

ADJUSTABLE "S" BARS

PPM RACING PRODUCTS
 Listed Length is Minimum, Has 2" More inches of adjustment to lenth.
PPM 1715N 19-1/2"

ALUMINUM ADJUSTABLE J-BAR

5" hex tube that makes the adjustment range 20.5"-21.75" No Heim
PTC 100-602-12 J-Bar



DROP ADJUSTER

Also known as a LR drop adjuster or 'eccentric' bracket. This rebound stop is another way to adjust your droop without using a chain.
PTC 100-20364-12A Frame Mount



1 PIECE DESIGN LIFT ARM PLATE

More durable than 2-piece design.
OCT 01-26015 1-Piece





PULL BARS

Uses the Outlaw bearing to offer the smoothest motion in a standard pull bar. This pull bar has relocated the brake biscuit to the head end of the bar. Allowing you to preload the spring without going through the rubber biscuit. Special Features Include: Outlaw Bearing, a Travel Indicator, Hardened Shaft, Double Lip Dirt Seals. Rod ends are included.



- BSB 7600..... 23-1/2"
- BSB 7600-8..... Replacement Shaft
- BSB 7640..... Red Brake Bushing for 7600
- BSB 7600-9..... Replacement Shaft - 5/8" Zinc

LARGE POLY PULL BAR BUSHINGS

- Available in four different rates, 55, 60, 65 and 75 durometer readings.
- OCT 01-26555..... Orange 55 Duro
 - OCT 01-26560..... Purple 60 Duro
 - OCT 01-26565..... Yellow 65 Duro
 - OCT 01-26580..... Blue 75 Duro

LEFT REAR CHAIN LIMITER

- ROC MRCLRLA-2020..... Bushing Style

CHAIN MOUNT FOR AXLE TUBE

- 2 Bolt Chain Mount for Axle Tube
- OCT 01-26100..... Single Shear
 - OCT 01-26105..... Double Shear

UB BOLT-ON DROP SHOCK MOUNT BRACKETS

- Bolt-on Drop Shock Mounts for 3" Axle tubes.
- URB 35-3340..... 5" Shock Drop

PROGRESSIVE PULL BAR SPRING

- Eibach 6-3/4" progressive pull bar springs, 5" O.D.
- EIB 0675-500-2000..... 500# - 2000#

PROGRESSIVE SPRINGS

- HYPERCO
- HYP 175500..... 2.5" ID 175#-500#
 - HYP 600-1200..... 5" x 7" x 600#-1200#

HELPER SPRING

- SWI H025-135-0008..... 2.5" X 5.3"

PROGRESSIVE TORQUE-LINK (Pull Bar) Spring

- SWI 067-500-600-2000..... 5" X 6.75"

3 STAGE TORQUE LINK PULL BAR

3 stage torque link allows the traction and brake shaft to operate separately. This allows the brake bushing to be tuned without affecting the acceleration tuning. Has a 3/4" chrome plated shaft with sealed bearings will allow for bind free use. Has replaceable bushings that allow for more tune-ability while you search for the drive and braking that other torque links won't allow for.

- OCT 01-26500..... Pull Bar
- OCT 01-26501..... Shaft for 01-26500 10.935"

2 STAGE 2 YELLOW BUSHINGS PULL BAR

This absorbs engine torque and increases traction to rear tires. Ideal for the experienced driver and a car with radical suspension travel. Includes 2 yellow (75 duro) poly brake bushing. Additional bushings are available. Pull bar is 16" long overall and most commonly used with 2 3/4" rod ends (1-RH male & 1-LH male) and a 3/4" suspension tube. Subtract 19" from center-to-center of the chassis mounting distance to determine required tube length. 8.5lbs. without spring. **Pull bar requires a 5" O.D. x 6-5/8" or 7" tall coil spring, sold separately.**

- OCT 01-26540..... Pull Bar

2 STAGE POLY POSI-STOP TORQUE LINK

With Adjustable Spring Bushing this has the ability to run a very soft spring bushing for good initial traction & better restarts, with a harder spring bushing to maintain traction out of the corner. Two Stage Torque Link has an additional adjustable travel stop which "Locks Up" the torque link after a pre-set amount of spring bushing compression so engine torque is not wasted; The progression of the spring rate can be quickly tailored without removing the torque link Feature heavy duty stand off rods, sealed bushings and a 3/4" chrome plated shaft.

- OCT 01-26550..... Torque Link

WELD UP SOLID PULL BAR KIT

4 Foot of 1.25" X .095" Tubing, 1 LH 3/4" Weld in Tubing End, 1 RH 3/4" Weld in Tubing End (with Heim has 1 each of LH & RH Jam nut)

- OCT 01-26025..... Kit No Heims
- OCT 01-26026..... Kit with Heims

SHOCK MOUNTS

- WEHRS MACHINE #Diving Products Adjustable Raised Weld-On For 1 1/2" Tube
- WEH WM446-1-1500..... Ea
 - WEH 3321500..... 1.5" Steel Clamp-on Swivel Mount

PULL BAR PACKER

- WEHRS MACHINE #Diving Products
- WEH WM560-P-125..... 1/8"

BSB SHOCK MOUNTS

- Aluminum Swivel. Turns Shock Eye Parallel with Mount. 5", 6" and 7" Drop. Fits BSB and GRT Cages
- BSB 4210-9..... Shock Mount 7550-7
 - 7550-4

- Steel 90° Swivel. Mounts to Steel Birdcages Allows Movement of Shock Eye. Prevents Breaking Eye Off
- BSB 7550-4..... Repl Shock Clevis
 - BSB 7550-7..... Repl Shock Clevis

SINGLE SIDED ARC FRAME SLIDER

- Single Sided slotted 2" Frame Slider
- BSB 7054-20..... Frame Slider

STEEL FRAME SLIDER

- 2 hole bracket. Available for both 1.5" & 2" tubing.
- OCT 01-26030..... 1.5" Square Tubing
 - OCT 01-26040..... 2" Square Tubing

UB MOUNTS

- 46-1825
- URB 46-0138..... Lift Bar Stabilizer
- URB 46-1825..... Panhard Mount 1-1/2"
- URB 46-1870..... Panhard Mnt 1.5" Square

OUTWEARS PULL BAR COVER



- Shock Wears are an inexpensive way to keep your pullbars clean and looking good. 15 3/4" in circumference and 7" long.
- OUT 30-2608-01..... Pull Bar Cover

SLOTTED ALUMINUM ARC J-BAR FRAME MOUNT

Slotted arc frame slider has easy adjustment with cam type adjuster. Radiused, CNC precision machined aluminum, is made to fit 2" x 2" tubing.



Slider commonly used on Rocket Late Models
OCT 01-26050.....Center to Outside
 Slider commonly used on Masterbilt and GRT
OCT 01-26060.....Center to Inside



OCT 01-26061.....Climber Gear
OCT 01-26063.....Adjuster Nut

6TH COIL ASSEMBLY



Made from steel and fits short 5" springs. Smoother suspension travel allows it to swivel in four directions. Keeps even pressure on chain
BSB 7066.....Coil Assembly

6TH COIL MOUNT

OCT 01-27001.....Mount Only



6TH COIL MOUNT KIT



WEH WM80.....Bolt-On, 4" Spring

BSB BOLT-ON SPRING BUCKET

- For mounting spring on top of axle tube
- For 5" Spring With Bearing
- Bearing design in cup for easy movement and bind free operation
- Can add or remove bucket from mount

BSB 7451.....Spring Bucket



AXLE CHECKER

This provides an easy way to check for bent Axles, Drive shafts, Torsion bars, Suspension tubes and other round parts. Slotted, Aluminum, Black Anodized
WEH WM524.....Checker



BIRD CAGES & PARTS



Heavy Metric Caliper Bracket
WEH WM200-20HDL.....LR
WEH WM200-20HDR.....RR

Shock Plates
WEH WM200-3-500-S-F-1 ...Dbl Slot 1/2" Holes
WEH WM200-3-QA-S.....Straight Slot Quick Adjust

WEH WM200-4-500-187-B-1.....Top Link Dbl Slot 1/2" Holes
WEH WM200-5-500-250-F1.....Bottom Link Dbl Row 1/2" Holes
WEH WM200-5-QA.....1/2" Standard 4 Bar Quick Adjust

WEH WM200-5-QA-187-S.....Straight Slot Dbl Shear 3/16" Plate

Shock Mounts
WEH WM200-7.....Steel
WEH WM200-7-1.....Steel 1" Drop
WEH WM200-8.....Swivel

Narrow Bird Cage
WEH WM200NDS.....Dbl Shear
WEH WM200NDS-0.....Dbl Shear 0 Index
WEH WM27120.....Climbing Slider 2" Dbl Adj
WEH WM500QA.....Quick Adjust Puck 1/2" 5/8 High Misalignment Spacer

WEH WM625250HM.....0.25" Long
WEH WM625375HM.....3/8" Long
WEH WM625500HM.....0.50" Long
WEH WM625625HM.....5/8" Long
WEH WM6250750HM.....0.75" Long
WEH WM625100HM.....1" Long
WEH WM6251250HM.....1.25" Long
WEH WM6251500HM.....1.5" Long
WEH WM6251750HM.....1.75" Long
WEH WM625200HM.....2" Long
WEH WM625290S.....3/4" Bolt 0.50" Long

BRAKE BRACKET AND AXLE CLAMP MOUNT

BSB 7078.....Clamp Mount
BSB 7076.....Brake Bracket



STEEL BEARING BRAKE FLOATER

BSB 7070.....Steel bearing brake floater



2025 DOUBLE SHEAR BIRDCAGE KIT

Comes complete with shock mounts, retaining clamps, 4 link spacers and brake caliper brkt.

ROC PC3007LNB-24DS.....LR Birdcage
ROC PC3007RN-24DS.....RR birdcage



LH DOUBLE SHEAR BIRDCAGE

Perfect bearing alignment, zero plate deflection, standard shock drops, and stainless steel bolts that are counter sunk for clearance. Step bushing allow for dust boots to protect rod ends from dirt
BSB 8031.....Bird Cage



STEEL BEARING BIRDCAGES



PTC 100-20370-3LH..... Left Side with 45° Shock Mount
PTC 100-20370-2RH..... Right Side
PTC 100-20370-6BK..... Rt Side with 45° Shock Mount Assembly
PTC 100-20370-0STD..... Birdcage Clevis
PTC 100-20370..... High MisAlign Bushing 5/8" to 1/2"

3" AXLE TUBE SHOCK MOUNT

Mount off your axle tube by clamping to 3" axle tube. Comes with a WEH WMI48SS Bolt.
WEH WM200-26..... Clamp



LIFT BAR STRUT SUPPORT CLAMP

Clamps to 3" rear end tube to run support strut to the lift bar for lateral support
WEH WM2155C..... Clamp



2-PC ALUMINUM SUPERLITE CALIPER MOUNT

Works for 11-3/4" rotors. Gets drilled with a 27/64 and tapped 1/2"-13 to tube on both sides.
WEH WM300-24.....ea.



.004 BIRDCAGE BEARING

OCT 01-28000..... Bearing



QUICK CHANGE REAR ENDS

The Permanent Mold Quick Change raises the bar for strength and reliability higher than ever: The center section's been redesigned for added strength (without added weight), but the biggest advantage is the state-of-the-art Permanent Mold casting, which has stronger mechanical properties than the sand cast process used for all other quick changes on the market.

4.86 Thermo Coated Sprint Grand National HD Rear Pro Modified

Options: 8104, 8143, 8115, 8133-10-6, 8155PMHD, 9147, 8191, 8208, 8111

WIN 5063PM-PROMOD Black


4.86 6 Rib Quick Change Grand National 6 Bolt Billet Cover

WIN 5063PM-MOD Natural

Specify Axle Tube Length When Ordering
Call for Pricing on Center Sections ONLY

SUSPENSION TRAVEL LIMITER WITH POLY BUSHING

Helps to limit the amount of suspension travel. Poly bushing helps absorb shock.



OCT 01-26080 Limiter

OCT 01-26081 Repl Poly Bushing

OCTANE 1/4" CHAIN

Zinc plated. 30 Grade, 1,300lb. test. Sold by the foot.

OCT 01-26089 Per foot



QUICK ADJUST FOAM LIMITER

Our all new Quick Adjust Foam Limiter will make length adjustment easy and fast with our Quick Pin design. This is a complete limiter with our 2" diameter 1" tall BLUE foam puck.

WEH WM499-QA-BLU w/ Blue Puck



SUSPENSION LIMITER

Quick Adjust, CLAMP-ON, Steel, Black Oxide

WEH WM269150SW Chain Mount



WINTERS QUICK CHANGE REAR END OPTIONS

- 8104 Posi Lock Assembly
- 8106 Heat Treated Lower Shaft
- 8111-8S 4.11 RP 8"
- 8111-8S-6 4.11 RP 8" Short New Design
- 8115 Light Weight Aluminum Spool
- 8121W Winters Track Differential
- 8130 Ultra Light Aluminum Spool
- 8133 Magnesium Sprint Center
- 8133-8S Mag Sprint Center 8" RP
- 8133-8S-6 Sprint Center Short 6 Bolt New
- 8133-10-6 8 Rib Mag Machined Bells w/Insp
- 8140 1-Pc. Aluminum Axle Tubes
- 8143 Roller Bearing on Pinion Nose
- 8184 Gun Drilled HT Lower Shaft
- 8199 Seal Plate Viton Seal
- 8186P Mag. 6 Rib Bells w/Inspection
- 8208 Thermal Coating
- 8208-V8 8" EDM, 4 12 R&P
- 8218-BRG REM Bearing
- 8218-RP REM Ring & Pinion
- 8252 Gear Cover Big Bearings
- 8298 Viton Seal Low Drag

GEAR COVERS & ACCESSORIES

Includes 10 Nuts, Studs and Ball Bearing



6746



WIN 6390ASBK Short Black Kit

WIN 6390ASCL Short Silver Kit

WIN 6729HD Hvy Dty Sprint Cover Gasket

WIN 7332 Sprint Super Cover Bearing - K6508 Cover

WIN 7802 Sprint Gear Cover Stud 3/8 x 16 x 1-3/4

WIN 7521 Sprint Cover Bearing - K6630 Cover

WIN 7524 Sprint Cover Bearing - 6746 & K6573 Cover

WIN 8447 O-Ring for 6-Bolt Billet Ear Cover

WIN 6746 Aluminum Cover

BILLET ALUMINUM GEAR COVER

Replacement rear cover is black anodized billet aluminum with quality large ball bearings

WIN 12175 6 Bolt, Large Bearing



1.25 DROP CHAIN MOUNT



Limiter Chain Clamp -On Mount

WEH WM3431250 Clamp On



QUICK CHANGE ACCESSORIES

- WIN 3230-55 5 Bolt Alum Drive Flange
- WIN 3261 Hex Inpection Plug for Pro Eliminator Side Bell
- WIN 3533 Yoke New Style Built-in QC Spacer
- WIN 5003 Heat Treat Lower Shaft
- WIN 5010 Thrustblock Adjusting Screw
- WIN 5037 Yoke Retaining Lock Washer
- WIN 5294 Alum Spool Check Bearing
- WIN 5295 Alum Spool Shim Kit
- WIN 6236 Ring Gear Adjusting Screw
- WIN 6484 Pinion Nut Retainer
- WIN 6485R Posi Lock Nut, Right
- WIN 7109Y Yoke Bolt 3/8-24X1
- WIN 7204 Seal Plate Seal Pinion QC
- WIN 7204T Thick Seal Plate Seal Pinion QC
- WIN 7205 Carrier Seal
- WIN 7310 Side Bell Bearing Cup
- WIN 7313 Gear Cover Ball Bearing
- WIN 7331 Pinion Nose Roller Bearing
- WIN 7339 Shielded Lower Shaft Bearing
- WIN 7340 Alum Spool Bearing
- WIN 7390 Lower Shaft Slider Shielded Bearing
- WIN 7403 Thick Side Bell O-Ring
- WIN 7454 O-Ring Small Inspection Plug
- WIN 7955 1/4-20x1 Bearing Cap Bolt Kit
- WIN 12177-5 Flange Stud Kit 5 Bolt
- WIN 12185 6 Bolt Sprint QC Cover Gasket
- WIN 5401-8104 4.86 R&P with Roller Bearing and Posi Lock
- WIN 8430 007 Replacement O-Ring
- WIN 8659 Ball Bearing Billet Cover

OCTANE DRIVE FLANGE BOLTS

Drive Flange Bolt is 7/16-14" Thread, 1-1/4" Long and 12 Point Head.

OCT 01-52000 5 Pack



UB STEEL RETAINER RING

URB 46-0145 Retainer Ring



AXLE HOUSING FLOATER RETAINING CLAMP

3-1/2" OD Black Powder Coated Steel

OCT 01-26200 Clamp



WINTERS BREATHER ASSEMBLY

WIN 2966-02 For Rear

WIN 2966 For 6 Rib Perma Mold

WIN 12793-01 For 8 Rib Perma Mold



CLAMP ON CHAIN MOUNT KIT

This Dennis Schoenfeld inspired clamp on mount allows you to mount your chain to your axle tube with a high mis-alignment heim to eliminate any chain bind. Clamp is 1" wide, fits 3" axle tubes and the clevis is 3/8".

WEH WM506 ea.



LIGHTWEIGHT STEEL AXLES

SOLID AXLES

WIN 5067-28-5	28.5"
WIN 5067-29-5	29.5"
WIN 5067-30	30"
WIN 5067-30-5	30.5"
WIN 5067-32	32"
WIN 5067-32-5	32.5"
WIN 5067-33	33"
WIN 5067-33-5	33.5"
WIN 5067-34	34"
WIN 5067-36	36"
WIN 5067-37	37"

GUNDRILLED AXLES

WIN 5067G-30-5	30.5"
WIN 5067G-32	32"
WIN 5067G-32-5	32.5"
WIN 5067G-33	33"
WIN 5067G-34	34"
WIN 5067G-35	35"
WIN 5067G-36	36"

SOLID AXLES

PEM W528531	28.5"
PEM W53031	30"
PEM W530531	30.5"
PEM W531531	31.5"

W5 ALUMINUM AXLE TUBES

WIN 6672-32B	32" Black
WIN 6672-33B	33" Black
WIN 6672-34B	34" Black
WIN 6672-35B	35" Black
WIN 6672-36B	36" Black

GN STEEL AXLE TUBES

All GN Steel Tubes below are OVERALL length.

WIN 5052-22	22"
WIN 5052-23	23"
WIN 5052-24	24"
WIN 5052-25	25"
WIN 5052-26	26"

STEEL AXLES

Solid Axles

FRK QCO900-30-1/2	30 1/2"
FRK QCO900-31-1/2	31 1/2"
FRK QCO900-35	35"
FRK QCO900-36	36"

Gundrilled Axles

FRK QCO910-33	33"
FRK QCO910-35	35"

ALUMINUM PLUG FOR GUNDRILLED AXLES

ALL 66100	Plug
-----------	------

HEAVY GRAND NATIONAL Q/C TUBE

OCT 03-8122	28"/22"
OCT 03-8124	24"/30"
OCT 03-8126	26"/32"

SMALL FILTER FOR FUEL CELL OR REAR END

5/8" ID Vent
OCT 10-1610 Filter

CLAMP-ON BREATHER

Can Be Easily Mounted to 1.5" Tubing. Breathers Are Tall & 1-3/8" In Dia Great For Transmissions or Rear Differentials. 1/4" NPT Bung On The Side
ALL 36106 Breather

WIDE FIVE DUST COVER

You can check your Camber quickly & accurately by sticking your magnetic gauge to it. Machined from 6061-T6 with a zinc plated steel insert.
JOE 28500 Dust Cover

BILLET GN HUB DUST CAP

WEH WM248 Dust Cap

GEAR COVER NUTS

Short Red Sprint
OCT 03-3550 Nuts

WIDE 5 SPINDLE NUT KIT

OCT 01-54750 Kit

1 TON SPINDLE NUT SOCKET

1/2" Drive, Aluminum
ALL 10114 2 5/8"

GRAND NATIONAL SPINDLE NUT SOCKET

Made from Anodized Aluminum.
OCT 06-3100 Nut Socket

WIDE 5 SPINDLE NUT WRENCH

Made out of aluminum.
HOW 2142 Aluminum

MAG SIDE BELLS & ACCESSORIES

K1663-01	Mag 6 Rib Right
WIN K1663-01	Mag 6 Rib Right
WIN 6236	Ring Gear Adjusting Screw
WIN 7403	O-Ring Side Bell Thick
WIN 12080M-8208B	Coated 8 Rib Side Bell Bell Left
WIN 12083M-8208B	Coated 8 Rib Side Bell Bell Right
WIN 8035	Side Bell Plug for 8 Rib Rear, L
WIN 12083M	Machined 8 Rib Side Bell, R

1 TON STARLITE REAR HUBS

Superior strength of permanent mold, high-density aircraft aluminum at weights comparable to the magnesium hub assemblies. Redesigned to eliminate unnecessary weight in the hub and its related components.
WIL 270-16772BD Std.
WIL 270-16772BLS Long Stud

WILWOOD ACCESSORIES

270-1333	Drive Flange Bolt
270-2265	Clutch Slave Cylinder
270-6732	Drive Flange Starlite 55 5 Bolt
270-2290B	Offset Wide Five Wheel Spacer
270-2189C	Drive Flange Cap
WIL 230-6911	Drive Flange Bolts 5 Pack
WIL 260-1333	Clutch Slave Cylinder
WIL 270-13213	Drive Flange Starlite 55 5 Bolt
WIL 270-2189C	2" Offset Wide Five Wheel Spacer
WIL 270-2265	Drive Flange Cap
WIL 270-2290B	Drive Flange Black
WIL 270-6732	5 Bolt Drive Flange, Blk
WIL 300-6726	M/C Lid Clip Spring Wire
WIL 300-14381	Compression Spring for Tru-Bar

DRIVE FLANGE STUD KIT

Featuring 5 quantity, 2.00" long, 7/16-14 to 7/16-20 studs, washer and hex lock nuts for 5 bolt drive flanges.
WIL 230-18380 Kit

TIPS FOR MEASURING AXLE TUBES

This will assist you when ordering the correct axle tubes. At Poske's Performance Parts we sell our axle tubes to match axle lengths. Axle tubes are 6" shorter than the axles. For example, a 34" axle tube actually measures 28". Measure from the end of tube without the hub to the edge of the bell, then add 11". This will give you the axle length.

TIP: When installing a tube in a bell, place the tube in a 5 gallon bucket of ice. Make sure that the bell is clean and free of chemicals or flammable materials. Use an oven or grill to heat your bell to 270-300 degrees F. Magnesium can be ignited. EXERCISE CAUTION! Lubricate the bell bore and drop the tube into the bell. DO NOT TORCH! Bell cracking will occur.

WINTERS ACCESSORIES



- WIN 1726...GN Axle Cap Red
- WIN 2884CGN Hub Screw In Wheel Studs
- WIN 6857-1Gear Housing Inspection Plug
- WIN 7103-01 GN Bearing Locknut
- WIN 7118 GN Bearing Lockwasher
- WIN 7201 GN Rear Hub Seal
- WIN 7201LF ...GN Low Friction Rear Hub Seal
- WIN 7271 GN Double Lip Snout Seal
- WIN 7301 GN Rear Wheel Bearing
- WIN 7302 GN Rear Bearing Race
- WIN 7308 Tapered Roller Bearing
- WIN 7471O-Ring Front Dust Cover
- WIN 7474O-Ring Seal
- WIN 7476O-Ring for Sprint Gear Cover
- WIN 7478O-Ring for 2255 Drive Flange
- WIN 7479O-Ring for 2255C Red Cap
- WIN 7494 O-Ring Back of 2566 4 3/4" Drive Flange
- WIN 7644 Snap Ring Drive Flange
- WIN 7794ASBK Short Black Sprint Gear Cover Nuts
- WIN 7874S...Right Side Bell Plug for 8 Rib Rear
- WIN 7913 Counter Sunk Bolt Drive Flange
- WIN 7938 Bolts 2255 Drive Cap
- WIN 8440 O-Ring for Billet Gear Cover
- WIN 8940 Press-In 5/8"x4" Wheel Studs 5pk
- WIN 8941 ...GN Hub Screw-In Wheel Studs 5pk
- WIN 12236 GN Locknut Kit

1 TON WHEEL BEARING

Wheel Bearing, Tapered Roller Bearing, Steel, 1 Ton Wide 5 Hub



- WIN 12305Inner
- WIN 12306 Outer
- I Ton Wide 5 Hub. Sold each
- WIN 12537Seal
- WIN 6105-1TONSpindle Nut Kit w/Seal

WIDE FIVE BEARINGS, SEALS, LOCK NUTS & SPINDLE NUT KITS



- WIN 7322Inner Hub Bearing Race
- WIN 7323Outer Hub Bearing Race
- WIN 7324Inner Hub Bearing
- WIN 7324ACS Angular Contact Bearing with Race
- WIN 7325Outer Hub Bearing
- WIN 6105-ITON I Ton Spindle Nut Kit with Seal
- WIN 12549 I Ton Locknut Kit
- OCT 01-53756-4 Wide 5 Hub Seals (4)
- OCT 01-53900 Wide 5 Low Drag Hub Seal (each)
- OCT 01-54749Wide 5 Timken Low Drag Hub Seal (each)
- OCT 01-56030 GN Low Drag Hub Seal
- HOW 2143QC Spindle Nut Kit
- ALL 44131 Wide 5 Spindle Nut Kit

GN HUB AND COMPONENTS



- Hub Kit Includes Hub, Bearing Kit, Seal, Lock Nut, Lug Nuts, and Drive Flange.
- OCT 01-560345X4.75 Kit
 - OCT 01-560505X5 Kit
 - OCT 01-56000 .GN Wheel Bearing and Seal Kit
 - OCT 01-56010Low Drag GN Kit
 - OCT 01-56051Red Cap For Grand National Rear Hub
 - OCT 01-56503 . Drive flange IMCA Hub 5 On 5
 - OCT 01-56504 O-Ring for 56503 Flange
 - OCT 01-56505 ..GN Hub Screw In Wheel Studs
 - OCT 01-56501GN Lock Nut Kit
 - OCT 01-56502 GN Bearing Lockout

WIDE 5 WHEEL BEARING KIT

Includes Inner and Outer Bearings, Seal & Spindle Lock Nut Kit.



- OCT 01-54800 Kit
- OCT 01-54805 Low Drag Kit

BEARING MASTER KIT

Includes Bearings, Seal, Washer, Nut, Pin & Dust Cap



- OCT 01-57100 GM Metric
- OCT 01-57110 Pinto
- OCT 01-57120 Hybrid
- OCT 01-57130 Low Drag Hybrid

POLISHED HUB BEARING



- OCT 01-53100Low Drag Inner Wide 5 Hub
- OCT 01-53120Low Drag Outer Wide 5 Hub
- OCT 01-56020Low Drag GN Rear Wheel
- OCT 01-57106 Polished Metric Inner
- OCT 01-57107 Polished Metric Outer
- OCT 01-57108Polished Pinto Inner Hybrid
- OCT 01-57109Polished Pinto Outer Hybrid

OCTANE WHEEL BEARINGS AND ACCESSORIES



- GM Metric
- OCT 01-57101Inner Bearing
 - OCT 01-57102Outer Bearing
 - OCT 01-57103Metric Hub Seal
 - OCT 01-57104Spindle Nut Kit
 - OCT 01-57105Dust Cap
- Ford Pinto
- OCT 01-57111Hybrid Inner Bearing
 - OCT 01-57112Hybrid Outer Bearing
 - OCT 01-57113Hybrid Hub Seal
 - OCT 01-57113LD ... Low Drag Hybrid Hub Seal
 - OCT 01-57114Spindle Nut Kit
 - OCT 01-57115Dust Cap

WILWOOD WIDE FIVE HUBS

270-6735D 270-6513D



- WIL 270-6513D Starlite Ultralight Rear with Gun Drilled Studs
- WIL 270-6513BD Black Starlite Rear Hub with Gun Drilled Studs
- WIL 270-6735BDBlack Starlite Front Hub with Gun Drilled Studs
- WIL 270-6735DStarlite Ultralight Front Hub with Gun Drilled Studs
- WIL 270-6913Starlite Front Cover


WINTERS WIDE FIVE HUBS



Assemblies Include: Snap-In Cap, Bearings, Aluminum Lock Nut Kit and Seal. Rear Hub assemblies include 5 bolt drive flange.

- WIN 6690 Hub - 8 Bolt
- WIN 3755FR Polished Front Assembly
- WIN 3755FTC Coated Black Front Assembly

007 LIGHTWEIGHT SUPER LOW DRAG MAGNESIUM HUBS



Rears include 5 Bolt Drive Flange, Drilled Lug Studs, and Bearing Kit with Seal. Fronts include Snap Cap, Drilled Lug Studs and Bearing Kit with Seal. USE 75W-90 SYNTHETIC GEAR LUBE

- WIN K4045FACSFront with Angular Bearing
- WIN 7210V007 Hub Seal

WHEEL BEARING SPACERS



- OCT 01-53200 I TON WIDE 5
- OCT 01-53300 3/4 TON WIDE 5
- OCT 01-53400HYBRID/PINTO
- OCT 01-53500 2 1/2" (GN)

ECONOMY SINGLE LIPPED AXLE SEAL

You get Seals-it quality, something you cannot get from anyone else. Keep the lubrication in the differential where it can do its job and off the brakes where it can cause you a serious problem.
SLS EASI-05 Axle Seal



PREMIUM DOUBLE LIPPED AXLE SEALS

This billet aluminum seal has three O-Rings that seal it to the axle tube & two bonded, heavy duty, neoprene inner seals designed to compensate for any amount of axle shaft runout.
SLS TT9250 2.5" Dia. GOLD
SLS TT9188 2.625" Dia. RED



OCTANE ULTRALIGHT FULL STEEL SPOOLS

Ford 9" Ultralight Full Steel Spools
OCT 03-9400 28 Spline
OCT 03-9420 31 Spline



WINTERS SPOOLS

WIN 5034-11A 31 Spline Aluminum Spool



PEM MINI SPOOLS

PEM R200506K 31 Spline
PEM R200507K 28 Spline



GN AXLE TUBE SEAL

1.315" I.D. & 1.875" O.D.
COL 131874TA Seal



OCTANE FORD 9" RING & PINION GEAR SETS

Ford 9" Ring & Pinion Sets are a Matched Pair & Fit 10 Bolt Ford With a 9 Inch Ring Gear, 1.313 Inch Diameter Pinion Stem and 28 Spline Pinion
OCT 03-9514 5.14 Ratio
OCT 03-9567 5.67 Ratio
OCT 03-9583 5.83 Ratio
OCT 03-9600 6.00 Ratio
OCT 03-9620 6.20 Ratio
OCT 03-9633 6.33 Ratio
OCT 03-9650 6.50 Ratio



350 SERIES 9" FORD PINION YOKES

PEM R993612K... Cast Steel Yoke 9" Ford Short Yoke. Uses 1310 Joint. Solid Shim Included

QUICK CHANGE YOKE

OCT 03-3533 Winters, Frankland, DMI
OCT 03-3530 1" Longer
OCT 03-3540 Winters, DMI, Tiger, PEM



FORD 9" SERVICE PARTS

REI F9-CB Carrier Bearing
REI F9-CC Crush Collar
REI F9-PB Pinion Pilot Bearing
REI F9-PNUT Pinion Nut
REI F9-RGB Ring Gear Bolt Kit
REI F9-SEAL Pinion Seal
REI F9-SHIM Shim Pack
REI F9-SSKS Solid Spacer Kit
REI M88010 Pinion Bearing Race
REI M88048 9" Pinion Bearing

OCTANE CHEVY U-JOINT

Neapco Solid Body U-Joint
OCT 03-4152 U-Joint



OCTANE U-BOLTS

Winters Long U-Bolts for Quick Changes.
OCT 03-4228 Pair



PPM 8AN REAR END VENT

PPM 911-1741-RV Vent



REAR END FILL CAN

Rear end filler tank. 10 AN outlet. Includes cap
PTC 100-15387 Fill Can



COMBINATION TANK FOR FUEL CELL AND REAR END

Combination filler, fuel cell, rear end, and breather tank includes -10 AN outlet, (2) 1/4" pipe holes, and cap.
PTC 100-15386 Combination Tank



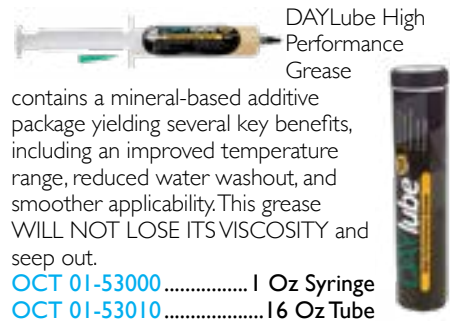
REAR END FILL CANS

OCTANE RACE PRODUCTS
Includes Vented cap, (1) -10 male fitting.
OCT 03-5001 ..Panel Mount
OCT 03-5002 ..Flush Mount



DAYLUBE HIGH PERFORMANCE RACING GREASE

DAYLube High Performance Grease contains a mineral-based additive package yielding several key benefits, including an improved temperature range, reduced water washout, and smoother applicability. This grease WILL NOT LOSE ITS VISCOSITY and seep out.
OCT 01-53000 1 Oz Syringe
OCT 01-53010 16 Oz Tube



GEAR TOTE BOXES

OCTANE RACE PRODUCTS
Plastic Box to keep your extra gear sets clean and Organized

OCT 15-1414 Gear Tote Box
OCT 15-1400 Black (8 Set) Storage Case



QUICK CHANGE GEAR TRAY

OCT 15-1420 Aluminum





COMPLETE 9" FORD CENTER SECTIONS

Includes 9" Carrier, new bearings, Light Weight Steel Full Spool & Ring and Pinion. Equipped with a short narrowdrive yoke. 31 Spline. Gear ratios in stock from 4:56 - 6:5



PEM

- PEM RC583-31 5:83 Ratio
- PEM RC600-31 6:00 Ratio
- PEM RC620-31 6:20 Ratio
- PEM RC633-31 6:33 Ratio
- PEM RC650-31 6:50 Ratio

WELD-IN GRAND NATIONAL SNUOT

PEM



- PEM R993201K Snout

ORDER ONLINE ANYTIME
WWW.POSKE.COM

PEM

All PEM Gear sets are 10 spline gears - Fits Winters, Frankland, Bulldog (DMI), Tiger,

PEM, Halibrand, Jones and other Quick Change Rear Ends. Ratios are listed 4.86 and 4.11 Ring & Pinion

PREMIUM GEAR SETS

These Sets have High Strength Alloy Steel. LW Drilled. 1.5 lbs. lighter REM® polished to run cooler!

- PEM 65004 6.27 / 5.31
- PEM 65004A 6.21 / 5.25
- PEM 65007 5.49 / 4.64
- PEM 65008 5.75 / 4.86
- PEM 65009 5.88 / 4.98
- PEM 65010 6.57 / 5.56
- PEM 65011 5.96 / 5.04
- PEM 65012 5.42 / 4.58
- PEM 65013 6.07 / 5.14
- PEM 65014 6.76 / 5.72
- PEM 65015 5.10 / 4.33
- PEM 65016 6.48 / 5.48
- PEM 65017 5.63 / 4.77
- PEM 65018 6.12 / 5.18
- PEM 65021 7.43 / 6.28
- PEM 65022 6.39 / 5.41
- PEM 65023 7.29 / 6.16
- PEM 65024 7.04 / 5.96
- PEM 65025 5.34 / 4.52
- PEM 65028 7.67 / 6.49

QUICK CHANGE GEAR SETS

- PEM 61003 6.02 / 5.10
- PEM 61004 6.27 / 5.31
- PEM 61004Q 6.21 / 5.25
- PEM 61006 5.28 / 4.47
- PEM 61007 5.49 / 4.30
- PEM 61007Q 5.55 / 4.70
- PEM 61008 5.74 / 4.86
- PEM 61009 5.88 / 4.98
- PEM 61009Q 5.83 / 4.93
- PEM 61010 6.57 / 5.56
- PEM 61010Q 6.62 / 5.62
- PEM 61011 5.96 / 5.04
- PEM 61012 5.42 / 4.58
- PEM 61013 6.07 / 5.14
- PEM 61014 6.76 / 5.72
- PEM 61014Q 6.80 / 5.75
- PEM 61015 5.10 / 4.33
- PEM 61016 6.48 / 5.48
- PEM 61017 5.63 / 4.77
- PEM 61018 6.12 / 5.18
- PEM 61019 5.78 / 4.89
- PEM 61020 6.32 / 5.34
- PEM 61021 7.43 / 6.28
- PEM 61022 6.39 / 5.41
- PEM 61023 7.29 / 6.16
- PEM 61024 7.04 / 5.96
- PEM 61025 5.34 / 4.52
- PEM 61026 5.22 / 4.41
- PEM 61027 7.51 / 6.35
- PEM 61028 7.67 / 6.49
- PEM 61029 7.77 / 6.58
- PEM 61030 7.91 / 6.68
- PEM 61031 8.10 / 6.85
- PEM 61032 6.90 / 5.84
- PEM 61034 6.68 / 5.65
- PEM 61035 6.86 / 5.80
- PEM 61036 7.14 / 6.05
- PEM 61043 7.59 / 6.42



Premium Part #	Standard Part #	No. Teeth	4.11		4.86	
65001	61001	21/21	4.11	4.11	4.86	4.86
65002	61002	27/28	4.26	3.96	5.04	4.68
65003	61003	25/31	5.1	3.31	6.02	3.92
65004	61004	24/31	5.31	3.18	6.27	3.76
65004A	61004Q	18/23	5.25	3.22	6.21	3.8
65006	61006	23/25	4.47	3.78	5.28	4.47
65007	61007	23/26	4.65	3.63	5.49	4.3
65007A	61007Q	21/24	4.7	3.6	5.55	4.25
65008	61008	22/26	4.86	3.48	5.74	4.11
65009	61009	19/23	4.98	3.39	5.88	4.01
65009A	61009Q	25/30	4.93	3.42	5.83	4.05
65010	61010	20/27	5.56	3.04	6.57	3.59
65011	61011	22/27	5.04	3.35	5.96	3.96
65012	61012	26/29	4.58	3.68	5.42	4.36
65013	61013	20/25	5.14	3.29	6.07	3.89
65014	61014	23/32	5.72	2.95	6.76	3.49
65015	61015	19/20	4.33	3.91	5.1	4.63
na	61015Q	15/16	4.38	3.85	5.18	4.56
65016	61016	24/32	5.48	3.08	6.48	3.64
65017	61017	19/22	4.77	3.54	5.63	4.19
65018	61018	19/24	5.18	3.26	6.12	3.85
65018A	61018Q	22/28	5.23	3.23	6.18	3.82
65019	61019	21/25	4.98	3.45	5.78	4.08
65020	61020	20/26	5.34	3.16	6.31	3.74
65021	61021	17/26	6.28	2.69	7.43	3.18
65022	61022	19/25	5.41	3.12	6.39	3.69
65023	61023	18/27	6.16	2.74	7.29	3.24

Premium Part #	Standard Part #	No. Teeth	4.11		4.86	
65024	61024	20/29	5.96	2.83	7.04	3.35
65025	61025	20/22	4.52	3.74	5.34	4.42
65026	61026	27/29	4.41	3.83	5.22	4.52
65027	61027	22/34	6.35	2.66	7.51	3.15
65028	61028	19/30	6.49	2.6	7.67	3.08
65029	61029	15/24	6.58	2.57	7.77	3.04
65030	61030	16/26	6.68	2.53	7.91	2.99
65031	61031	21/35	6.85	2.47	8.1	2.92
65031A	61031Q	14/24	7.05	2.39	8.33	2.83
65032	61032	19/27	5.84	2.89	6.9	3.42
65032A	61032Q	23/33	5.9	2.86	6.97	3.39
65033A	61033Q	16/27	6.94	2.44	8.2	2.88
65034	61034	16/22	5.65	2.99	6.68	3.53
65035	61035	17/24	5.8	2.91	6.86	3.44
65036	61036	17/25	6.05	2.79	7.14	3.3
65041	61041	17/28	6.77	2.5	8	2.95
65043	61043	16/25	6.42	2.63	7.59	3.11
65050	61050	20/35	7.19	2.35	8.5	2.77

OCTANE MASTER CYLINDERS

- Aluminum Die-Cast Body
- 1/8" NPT Threaded Outlet
- 1-7/16" Rod Travel
- Steel Lid with Retainer Clip
- Rubber Gasket
- Front or Side Mount



- OCT 04-2034 3/4" Piston
 OCT 04-2078 7/8" Piston
 OCT 04-2100 1" Piston

WILWOOD MASTER CYLINDERS



- WIL 260-6764 3/4" Cast Aluminum
 WIL 260-6765 7/8" Cast Aluminum
 WIL 260-6766 1" Cast Aluminum
 WIL 260-3378 1" Remote M/C Kit
 WIL 261-16838-.75 3/4" w/ Billet Reservoir
 WIL 261-16839-.88 7/8" w/ Billet Reservoir
 WIL 261-16840-1.00 1" w/ Billet Reservoir
 Replacement Lids and Gaskets
 WIL 210-13944 .. M/C Lid Gasket for New Style
 WIL 330-16239 M/C Lid
 WIL 330-13945 M/C Lid with Gasket

WATERPROOF GREASE

High temperature lithium complex grease will work on bearings next to disc brakes. Has good mechanical stability & excellent resistance to water wash out. Clings to metal surfaces under severe conditions as it effectively reduces the coefficient of friction.
 MAX 80916 Waterproof Grease



ONE MAN BRAKE BLEEDER KIT WITH MAGNET



- OCT 04-1800 Bleeder Kit

COMPACT REMOTE MASTER CYLINDER



Designed for limited space applications requiring the output capacity of a full size master cylinder. The short 3.37" compact body provides 2.16" of additional clearance. A full 1.12" of piston stroke meets or exceeds the stroke capacity of most full size cylinders. A 1/8" NPT fluid outlet port reduces the chances for trapped air are reduced. The enhanced fluid inlet port allows mounting of the standard reservoir included in kit and it also contains 1 1/16-20 internal threads for custom reservoir arrangements. Black E-Coated aluminum body.
 WIL 260-10372 3/4" Bore
 WIL 260-10374 7/8" Bore
 WIL 260-10375 1" Bore
 WIL 260-10376 1-1/8" Bore

CLUTCH MASTER CYLINDER

3/4" Bore, Aluminum Die-Cast Body



- OCT 04-2050 MC

CYLINDER REBUILD KITS



- WIL 260-6898 3/4" M/C Rebuild Kit
 WIL 260-6899 7/8" M/C Rebuild Kit
 WIL 260-6900 1" M/C Rebuild Kit

WILWOOD VALVES



Works well with disc brakes. The 2lbs. of residual pressure prevents fluid from flowing back without causing the brakes to drag.

Residual Pressure Valve

- WIL 260-13706 2 Lb (Blue)
 WIL 260-13707 10 Lb (Red)
 Knurled knob with fine thread tuning (100-1000 psi)

WILWOOD VALVES MASTER CYLINDER PARTS



- Replacement Body for Master Cylinder Kit
 WIL 260-10278 7/8"
 WIL 260-10279 1.00"
 WIL 260-10282 3/4"
 Bleeder Screws, 10 MMx1.50 Thread, Steel, Zinc Plated, Wilwood Metric
 D152 Calipers
 WIL 220-8932 Each

WILWOOD RACING RACE BRAKE PADS



BP-30 COMPOUND
 High friction, medium initial response that increases with rotor temp, Medium low temperature response, Low wear rate during sustained high heat braking, Predictable, linear response with excellent modulation, Very high heat fade resistance, For use with iron or steel rotors

BP-35 COMPOUND
 High friction, good low, medium response that increases with rotor temp, Linear feeling pad with smooth response and excellent release characteristics, Low-medium pad wear, Predictable, consistent pedal feel, For use with iron or steel rotors

BP-40 COMPOUND
 High friction pad with aggressive initial response, Good low temperature response, Low wear rate during sustained high heat braking, Predictable and linear response with excellent modulation, High heat fade resistance

BP-45 COMPOUND
 Great low temperature friction, Smooth friction increase as rotor temperature rises, High-friction compound for all types of racing, Consistent pedal feel, For use with iron or steel rotors

- WIL 150-20-D154 BP-20 GM Metric
 WIL 150-28-7816K BP-28 NDL w/ Bridgebolt
 WIL 150-28-7420K BP-28 Forged Superlite
 WIL 150-28-D154K BP-28 GM Metric
 WIL 150-30-7816K BP-30 NDL or Dynapro
 WIL 150-30-D154K BP-30 GM Metric
 WIL 150-35-7420K BP-35 Forged SL
 WIL 150-35-7816K BP-35 NDL Bridgebolt
 WIL 150-35-D154K BP-35 GM METRIC
 WIL 150-40-7816K BP-40 NDL Bridgebolt
 WIL 150-40-D154 BP-40 GM Metric
 WIL 150-45-7420K BP-45 Forged SL
 WIL 150-45-7816K BP-45 NDL Bridgebolt
 WIL 150-45-D154K BP-45 GM METRIC
 WIL 150-8850K BP-10 Dynalite Cotter Pin
 WIL 150-8936K BP-10 GM Metric
 WIL 150-8946K BP-10 NDL Bridge Bolt
 WIL 150-8854K BP-10 SL Forged Bridge Bolt
 WIL 15B-3998K Polymatrix B GM Metric
 WIL 15B-7264K Polymatrix B NDL Bridge Bolt
 WIL 15H-8114K Polymatrix H Pad Forged S/L

All Brake Pads Sold & Priced Per Axle Set



ORDER ONLINE ANYTIME
WWW.POSKE.COM



**HAWK
BRAKE
PADS**

The Hawk Black Pad is designed to work between 200of and 900of. All purpose recommended for dirt circle track –medium torque. The Hawk DTC-30 Pad requires no heat up or extensive bedding, allows later/deeper brake use into the corners with less pedal effort & shorter engagement times.

**DUAL REVERSE MOUNT
PEDAL ASSEMBLY**



- 6.25 to 1 Ratio
 - Reverse Mount
 - Black Finish
 - 3/8"-24 Balance Bar
 - Skid Tape On Pedal Pads
 - All Aluminum Frame And Pedals
 - Brake and Clutch Pedal in one Assembly
 - Studs For Pedal Assembly Mounting Included
- OCT 04-2150**Assembly



PEDAL ASSEMBLIES



- 340-15079
- 340-1757
- 340-11299
- WILWOOD RACING**
- WIL 340-1757**Balance Bar Assembly
- WIL 340-11299**Dual Pedal Assembly Reverse Adjustable
- WIL 340-15074**Rev Mnt Tru Bar Assy
- WIL 340-12509**Rev Mnt Brake Pedal
- WIL 340-13832**Swing Mt Brake Pedal
- WIL 340-13833**Floor Mt Clutch Pedal
- WIL 340-13834**Swing Mt Clutch Pedal
- WIL 340-15075**Rev Mt Tru Bar Assy with Short Clutch
- WIL 340-15077**Rev Mt Pedal Assy
- WIL 340-15079**Swing Mount with Tru-Bar Brake Pedal
- WIL 340-15595**Tru Bar Rod Ends & Spacer

**SWING MOUNT
LONG BRAKE
PEDAL**



- 7 to 1 Ratio
 - Hanging Pedal Mount
 - All Aluminum Construction
 - Skid Tape on Pedal Pad
 - 13" Overall Height
 - Black Finish
- OCT 04-2170** Pedal



**NOB STYLE
BRAKE BIAS
ADJUSTER**

- WIL 340-4990** Adjuster



**SWING MOUNT
LONG CLUTCH
PEDAL**

- 7 to 1 Ratio
 - Aluminum Clevis
 - 3/8"-24 Balance Bar
 - Skid Tape Pedal Pad
 - Black Finish
 - All Aluminum Construction
- OCT 04-2160** Clutch Pedal



BALANCE BAR ADJUSTER



Adjusters Are Crank Style With 14" Of Spiral Wound Steel Flex Cable. Threaded 3/8"-24 to Attach To Most Balance Bar Assemblies.

HOW 5260ABalance Bar Adjuster

BRAKE ADJUSTERS

- PTC 100-4210** Brake Adjuster 35"
- PTC 100-4211** Brake Adjuster 28"

BILLET BRAKE ADJUSTER



The smooth action, due to roller bearings, includes 4 ball detents giving you precision adjustability that stays put.

JOE 17035-B Brake Adjuster

JOE 17037 Hose Assembly



BLACK BRAKE PADS

- HAW 8C-HB100M-480**Dynalite
- HAW 8C-HB101M-800**Superlite
- HAW 8C-HB103M-590**GM Large
- HAW 8C-HB119M-594**GM Metric

DTC-30 BRAKE PADS

- HAW HB101V-800** Superlite with Cotter Pin
- HAW HB119V-594**GM Metric
- HAW HB237V-625** Billet **NDL** with Bridge Bolt
- HAW HB521V-800** ... Superlite with Bridge Bolt

DTC-70 BRAKE PADS

- HAW HB119U-594**GM Metric
- HAW HB237U625** Dynalite Bridgebolt
- HAW HB521U-800** Superlite Bridgebolt

DTC-60 BRAKE PADS

- HAW HB119G-594**GM Metric

**PFC
RACE BRAKE
PADS**



These brake pads deliver advanced friction technology, heat management, and consistent braking performance. GM metric calipers, set of 4

PFR 0154.39.14.44 39 COMPOUND

PFR 0154.97.14.44 97 COMPOUND

AP / OUTLAW / WILWOOD SL CALIPERS

PFR 7751.97.20.44 97 COMPOUND

ORDER ONLINE ANYTIME
WWW.POSKE.COM
CALL TO ORDER OR TECH
1-304-428-5000



MODIFIED HUB & ROTOR ASSEMBLY



Wilwood's OEM Replacement Racing Rotors for Modifieds: These rotors were designed utilizing the latest developments in iron formulation technology using our proprietary blend ferrous alloy. The rotors are new castings, not reworked parts and our tolerances are held to the high standards you have come to expect from Wilwood Engineering. Ford Hybrid and GM Metric rotors come standard with races and 5/8" coarse wheel studs installed in the 5 on 5 bolt pattern. The Ford Hybrid version is 10.15" diameter by .810" thick rotor that fits the 1974-1980 Pinto spindles. The GM Metric rotor is 10.50" diameter by 1.00" thick and fits the 1978-1987 GM spindles.

- WIL 160-9239LS Long Stud Metric Frt
- WIL 160-9240LS Long Stud Hybrid Frt



ULTRALITE 32 VANE SCALLOPED ROTOR

The vented castings provide increased cooling capacity over machined steel plate rotors, with improved structural durability over drilled rotor designs. Wilwood's ULS-32 scalloped iron rotors provides effective lightweight options for sprints, late models & modifieds.

- WIL 160-8135 Scalloped Rotor, .810" x 11.75" 8 Bolt
- WIL 160-8343 Scalloped Rotor, 1.25" x 11.75" 8 Bolt



ORDER ONLINE ANYTIME
WWW.POSKE.COM

CURVED VANE ROTORS

Wilwood's Curved Vane Spec-37 rotors are manufactured from a proprietary iron alloy developed to withstand extreme temperatures with the highest possible degree of resistance against distortion, warping, cracking, and wear. Every Spec 37 rotor is precision machined to less than .001" run-out, flatness, and parallelism. Combined with our proven GT Series asymmetrical face slot pattern and individual dynamic balancing, you are assured the smoothest braking available.

- WIL 160-12285RH GT37 11.75"x.810" RH
- WIL 160-12286LH GT37 11.75"x.810" LH
- WIL 160-13499RH GT48 11.75"x1.21" RH
- WIL 160-13500LH GT48 11.75"x1.21" LH



36 CURVED VANE ROTOR

810 X 11 3/4 Short Track Brake Rotor for Late Model/Modified Made from High grade material to handle the harshest demands of short track racing. Full-length curved vanes provide maximum heat dissipation and strength. Machine balanced. Pre-burnished by Pro-System, ready to race – no need to spend valuable track time bedding new rotors. Proprietary s-groove ensures consistent friction coefficient and a smooth transfer layer.

- ALC ROR-910435 Left Hand Side
 - ALC ROR-910436 Right Hand Side
- STEEL ROTOR HAT**
3" Offset, 4-3/4" and 5", 5/8" Lug Studs. Will Also Fit 1/2" Studs.
OCT 04-1904 Rotor Hat



GT 48 CURVED VANE ROTORS

Wilwood's GT 48 Curved Vane Spec-37 rotors are manufactured from a proprietary iron alloy developed to withstand extreme temperatures with the highest possible degree of resistance against distortion, warping, cracking, and wear. These rotors provide the highest cooling capacity & longest service life for extreme braking.

- WIL 160-15877 11.75" X .99" RH
- WIL 160-15878 11.75" X .99" LH




BRAKE ROTORS



Wilwood Rotors are Cast from the Highest Quality Steel To Maintain Consistent Braking.

- Ultralite Vented WIL 160-0471 ... GM, 11.75" x .810", 8 Bolt
- WIL 160-0483 GM, 11.75" x 1.25", 8 Bolt
- Drilled WIL 160-5864 Vented 11.75" x 1.25", 8 Bolt
- WIL 160-9772 Scalloped 350" x 11.75" 8 Bolt



32 VANE ROTOR

Every rotor is cast from premium grade, carbon iron. Modern foundry and machining techniques hold close tolerances on face and vane thickness. Combining the correct face thickness with a 32 vane casting provides superior heat management and long service life with low rotating and unsprung weight. The straight vane design makes it possible to use the same rotor on left or right hand mounting locations. 8 Holes, 7" Bolt Circle.

- OCT 04-4471 810 11 3/4"



DTC BRAKE ROTORS



- High quality cast brake rotors.
- HAW HR8000L 11-3/4 x 1-1/4 LH
- HAW HR8000R 11-3/4 x 1-1/4 RH



HYBRID CALIPER MOUNTS



Allows GM Metric calipers on Pinto Spindles.



- OCT 08-1005 Left
- OCT 08-1006 Right

OCTANE METRIC WELD-ON CALIPER MOUNT

- OCT 04-1900 Mount



CALIPER MOUNT



Lightweight caliper mounts are machined from 6061-T6 aluminum for the standard 3-1/2" caliper bolt spacing. Clamps securely to 3" dia axle tubes.



- JOE 10200 Caliper Mount

CALIPER BRACKETS, SPACERS & BOLTS



- ALL 42040 Metric Caliper Spacer 5-1/2" Spacing
- ALL 42080Hex Head GM Brake Caliper Bolt (2pk)

UB CALIPER BRACKETS



- URB 12-0400-CGM Metric Clamp On Rear
- URB 12-0401 Large GM Weld-On Rear
- URB 12-0403 Large GM Clamp-On Rear

HYBRID CALIPER BRACKETS

Caliper Bracket For Hybrid Caliper With Pinto Spindle

- ALL 42118 Left
- ALL 42119 Right



GM METRIC CALIPERS

Cast Iron OEM Style



- OCT 04-1850 LH 2.375" Piston
- OCT 04-1851 RH 2.375" Piston

NARROW DYNALITE MOUNT

Caliper combines lightweight, high torque performance and utilizes a thicker pad design and bolts directly onto standard Superlite 3.50" mounts.



- WIL 120-11571 1.75"/.380" Rotor
- WIL 120-11572 1.75"/.810" Rotor
- WIL 120-11573 1.75" /1.25" Rotor
- WIL 120-11574 1.3"/.350" Rotor
- WIL 120-11575 1.38"/.810" Rotor

CAST IRON GM METRIC CALIPER

These all new cast, not rebuilt iron calipers are bolt-on replacements for 1978 and later GM Metric calipers widely used in "spec" racing categories and low cost disc brake conversions. All Wilwood GM Metric Calipers use the standard D154 type brake pads. The complete range of Wilwood high performance and racing pad compounds is available to match response, friction, and temperature range to any application. Note: Calipers can be used on left or right side applications.



- WIL 120-8924 Caliper

ROCKET CALIPER SPACER

- ROC 3139440" Caliper Spacer



METRIC CALIPER SPACER RING

Use On .810 Spindle, Works with stock 2.5" metric calipers.

- OCT 04-1500 1/4" Spacing



WILWOOD GM D154 FORGED LIGHTWEIGHT METRIC RACING CALIPER



Lightweight forged aluminum racing caliper that combines advanced computer modeling design, stress flow forging technology, & four decades of championship brake system know-how to provide this ultra-high strength lightweight racing caliper.

- WIL 120-14876 2" Piston .810"-1.04"
- WIL 120-13900 2.5" Piston .810"-1.04"

FORGED BILLET SUPERLITE

The Superlite caliper series has set the standard for many years in short track, late model, modified and open wheel competition. The Forged Billet Superlite (FSL) provides substantial improvements in strength, fluid volume displacement, and overall performance.



- WIL 120-11128 1.38"/.810 Rotor
- WIL 120-11130 1.38" /1.25" Rotor
- WIL 120-11134 1.75"/.810 Rotor
- WIL 120-11136 1.75" /1.25" Rotor
- WIL 120-11137 ..RH 1.88"/1.75" for .810 Rotor
- WIL 120-11138 .. LH 1.88"/1.75" for .810 Rotor

ROTOR BOLT KITS



- OCT 04-4480Dirt Modified 3/4" Fine Thread
- OCT 04-4490Dirt Late Model 1" Coarse Thread

SLIDE PIN BOLT KIT

This kit is for GM D52 and GM Metric calipers. Contains 4 (7/16-20 x 3- 3/8") bolts, that are manufactured from high strength alloy steel and black oxide coated. Used in bushing-less, racing caliper installations.

- WIL 230-0619Kit



HEX HEAD BRAKE CALIPER BOLT

- OCT 04-3300-2 2 Pack





STEEL BRAKE FITTINGS

- FIT 113-9451**..... 7/16" Copper Washer, Use W/**FIT 50072**
- FIT 115-97750**.....Banjo Bolt (Steel), 10mm x 1.5, Works with **FIT 50068** and **FCM2948**
- FIT FCM2948**.....Long 10mm Banjo Adapter, #4AN
- FIT 27199**.....1/8" Pipe Tee
- FIT 50000**.....1/8" NPT Straight to #3AN
- FIT 50001**.....Straight Adapter 4 AN to 1/8" NPT Male
- FIT 50021**....Oil Pressure Gauge Adapter Fitting 90° Long Stem, 1/8 NPT - 4AN
- FIT 50032**...Straight Adapter, 4 AN to 7/16" - 20 GM Caliper
- FIT 50036**.....Straight Adapter, 4 AN to 10mm
- FIT 50063**.....Banjo Brake Adapter, 4 AN Flare to 7/16" - 20 GM Caliper
- FIT 50068**... Banjo Brake Adapter, 4 AN Flare to 10mm GM Metric Caliper

- FIT 50072**.....Banjo Bolt 7/16"-20, GM Steel Calipers, works with **FIT 50063**
- FIT 50082**.....10mm Crush Washer
- FIT 50100**.....Clip-in 4 AN Male to 1/8" NPT Female
- FIT 50101**.....Brakeline Bulkhead Adapter 4 AN to 3/16" I.F.
- FIT 50101-3**..Brake Line Bulkhead Adapter 3 AN to 3/16" I.F. Uses **FIT 50150** Clip
- FIT 50102**.....Clip-in 3 AN Male to 1/8" NPT Female
- FIT 50120**.....3/16" I.F. Female to 1/8" NPT Male Adapter
- FIT 50125**.....3/16" I.F. Female to 1/8" NPT Male 90°
- FIT 50127**.....1/8" NPT Female to 3/16" Inverted Flare
- FIT 50137**.....3/16" I.F. Tee w/1/8" NPT Female
- FIT 50200**.....1/8" NPT Female to 4AN Male
- FIT 063-2581**...1/8" NPT Male to 3AN Male 45°

- FIT 063-2582**.. 1/8" NPT Male to 4AN Male 45°
- FIT 063-2611**.. 1/8" NPT Male to 4AN Male 90°
- FIT 063-2938**.....7/16-20 Male to 4AN, Male GM Steel Caliper 90°
- FIT 50150**..... Brake Line Clip, Works with **FIT 50101/50101-3**
- FIT 113-702**.....3/16" Inverted Flare Female Tee with Bolt Hole
- FIT 113-702X3**..... 3/16" I.F. Branch Tee
- FIT 113-303X3**.....3/16" I.F. Female Union
- FIT 30004**.....1/4" NPT Allen Head
- FIT 30008**.....1/2" NPT Allen Head
- FIT 48032**.....1/8 NPT to 3/16 Inverted Flare Straight
- FIT 48034**.....3/16 Inverted Flare Male Union
- FIT 48035**.....3/16 Nylon Line Flare Male Tee
- FIT 60422**.....4AN 45° Swivel
- FIT 60424**.....4AN 90° Swivel
- FIT 063-2610**.....Adapts 1/8 NPT to #3AN 90° Elbow

BRAKE FITTINGS



- WIL 130-11509**..... O-Ring Kit 2" Piston
- WIL 130-12084**..... O-Ring Kit 2.5" Piston
- WIL 130-0047**..... O-Ring Kit 1.75" Round
- WIL 130-0053**..... O-Ring Kit 1.38" Round
- WIL 130-2655**..... O-Ring Kit 1.75" Square
- WIL 130-2658**..... O-Ring Kit 1.38" Square
- WIL 130-4346**..... O-Ring Kit 1.62" Square
- WIL 220-0627-1**..... Brake Bleeder
- WIL 230-0619**.....4 Pins for 2 Calipers

QUICK CHECK BRAKE PRESSURE GAUGE

- Check front to rear brake pressures at the caliper
- Kit includes two dry pressure gauges and case
- Set Front-to-Rear bias for best performance
- Install in bleeder valve to check (1/4"-28 thread)
- LON 52-44145**.....Brake Pressure Gauge



CALIPER FITTING

- FRG 650402**... Adapts #4AN to 3/16" INV Flare
- FRG 650308**.....Adapts #3AN to 10mm

METRIC CALIPER ADAPTER FITTINGS

- Adapter bleeder fittings for GM metric calipers.
- Fittings are needed to accept the screw in caliper test gauges.
- USB 7010-0050**..... 4 pack



BRAKELINE ADAPTER

- ALL 50104**.....Adapts #3AN to 3/16" INV Flare
- ALL 50105**.....Adapts #4AN to 3/16" INV Flare
- ALL 99294**.....Jam Nut for **ALL 50105**



BRAKE SHUTOFF

- Adjustable Brake Shutoff Valve 3/16" Female Flare Inlet & Outlet.
- OCT 04-3400**.....Brake Shutoff



- OCT 19-50037**..... 3AN TO 10MM

CALIPER FITTING

ELECTRIC BRAKE SHUTOFF

- Positive Brake Shut-off used on the Right Front. No Fluid Bleed and it does not stick the right front tire.
- WIL 260-9921**.....Brake Shutoff



INSULATED CABLE CLAMPS

- Sold in packs of 10.
- OCT 13-5299-10**..... 1/4"
- OCT 13-5300-10**.....3/8"
- OCT 13-5301-10**.....1/2"
- OCT 13-5350-10**.....3/16" Nylon
- OCT 11-35134-4**..... 1 3/4" 4 Pack





NYLON BRAKE KIT



Kit Includes 35' of 3/16" Line, Compression Ends, Unions, Tees and 1/8" NPT Fittings.

- OCT 04-1893 Kit
- OCT 04-1894 3/16" Nylon Brake Line



570 BRAKE FLUID

WILWOOD 570 Temp Brake Fluid. Sold in 12 oz. bottles.

WIL 290-0632 Brake Fluid



EXP600 BRAKE FLUID

WILWOOD 600 Temp Brake Fluid. Sold in 16.9 oz. bottles.

WIL 290-6209 Brake Fluid



HT BRAKE FLUID

For use in all hydraulic clutch systems and all brake systems specifying DOT 3, DOT 4 and DOT 5.1 brake fluids. Do not use in DOT 5 silicone brake systems or mix with silicone based fluids. Designed for high-performance applications.

MAX 80-87916 16.9 oz



MINI BRAKE BIAS GAUGES

QUI 61-101 Gauges



BRAIDED BRAKE AND CLUTCH LINES



Female Ends Straight

- OCT 04-12618 18" 3AN
- OCT 04-12518 Coated 18" 3AN
- OCT 04-12624 24" 3AN
- OCT 04-12524 Coated 24" 3AN
- OCT 04-12630 30" 3AN
- OCT 04-12530 Coated 30" 3AN
- OCT 04-12636 36" 3AN
- OCT 04-12536 Coated 36" 3AN
- OCT 04-12648 48" 3AN
- OCT 04-12012 12" 4AN
- OCT 04-12312 Coated 12" 4AN
- OCT 04-12014 14" 4AN
- OCT 04-12314 Coated 14" 4AN
- OCT 04-12018 18" 4AN
- OCT 04-12318 Coated 18" 4AN
- OCT 04-12024 24" 4AN
- OCT 04-12324 Coated 24" 4AN
- OCT 04-12030 30" 4AN
- OCT 04-12330 Coated 30" 4AN
- OCT 04-12036 36" 4AN
- OCT 04-12336 Coated 36" 4AN
- OCT 04-12048 48" 4AN
- OCT 04-12348 Coated 48" 4AN
- OCT 04-12060 60" 4AN

Female Ends 90° and Straight

- OCT 04-12914 14" 3AN
- OCT 04-12918 18" 3AN
- OCT 04-12924 24" 3AN
- OCT 04-12930 30" 3AN
- OCT 04-12936 36" 3AN
- OCT 04-12948 48" 3AN
- OCT 04-12212 12" 4AN
- OCT 04-12412 Coated 12" 4AN
- OCT 04-12214 14" 4AN
- OCT 04-12414 Coated 14" 4AN
- OCT 04-12218 18" 4AN
- OCT 04-12418 Coated 18" 4AN
- OCT 04-12224 24" 4AN
- OCT 04-12424 Coated 24" 4AN
- OCT 04-12230 30" 4AN
- OCT 04-12430 Coated 30" 4AN
- OCT 04-12236 36" 4AN
- OCT 04-12436 Coated 36" 4AN
- OCT 04-12248 48" 4AN
- OCT 04-12448 Coated 48" 4AN

CLUTCH LINES

Clutch Lines have 3/16" Male lare 90° on one end and 4AN Female on the other.

OCT 04-12136 36"

OCT 04-12148 48"



ROCKET BRAKE LINES



Brake Lines are 3AN Female & 1/8" NPT Male.

- OCT 04-13018 18" Long
- OCT 04-13024 24" Long
- OCT 04-13028 28" Long
- OCT 04-13118 Coated 18" Long
- OCT 04-13124 Coated 24" Long
- OCT 04-13128 Coated 28" Long

1/8" PIPE BRAKE LINES



Brake Lines are 4AN Female & 1/8" NPT Male.

- OCT 04-12718 18"
- OCT 04-12818 Coated 18"
- OCT 04-12724 24"
- OCT 04-12824 Coated 24"
- OCT 04-12730 30"
- OCT 04-12830 Coated 30"



ORDER ONLINE ANYTIME
WWW.POSKE.COM
CALL TO ORDER OR TECH
1-304-428-5000

52 SERIES SILVER POWDER COAT WHEEL



The 52 Series is the most widely used 15"x8" wheel in I.M.C.A. & WISSOTA racing. They have a safety bead hump that still has an edge on it to grip the tire. Wheels are 15"x8" in different offsets and 3 different bolt patterns.

- ARO 52-084530 3" Offset 5x4.5
- ARO 52-084540 4" Offset 5x4.5
- ARO 52-084720 2" Offset 5x4.75
- ARO 52-084740 4" Offset 5x4.75
- ARO 52-085010 1" Offset 5x5
- ARO 52-085020 2" Offset 5x5
- ARO 52-085030 3" Offset 5x5
- ARO 52-085040 4" Offset 5x5

52 SERIES BLACK POWDER COAT WHEELS



Wheels are 15"x8" in different offsets.

- ARO 52-184720 2" Offset 5x4.75
- ARO 52-184730 3" Offset 5x4.75
- ARO 52-185010 1" Offset 5x5
- ARO 52-185020 2" Offset 5x5
- ARO 52-185030 3" Offset 5x5
- ARO 52-185040 4" Offset 5x5

52 SERIES 15X8" CHROME

15x8" Steel Chrome Series 52



- ARO 52-284520 2" Offset 5x4.5
- ARO 52-284540 4" Offset 5x4.5
- ARO 52-285010 1" Offset 5x5
- ARO 52-285020 2" Offset 5x5
- ARO 52-285030 3" Offset 5x5
- ARO 52-285040 4" Offset 5x5

15X8" STEEL CHROME SERIES 53

- ARO 53-285020 2" Offset 5x5
- ARO 53-285030 3" Offset 5x5
- ARO 53-285040 4" Offset 5x5

53 SERIES 8" BEADLOCK



15x8 Beadlock wheel is I.M.C.A. & WISSOTA approved. The most widely used wheel in these associations.

AERO SILVER POWDER COAT

- ARO 53-084720 2" Offset 5x4.75
- ARO 53-084730 3" Offset 5x4.75
- ARO 53-084740 4" Offset 5x4.75
- ARO 53-085020 2" Offset 5x5
- ARO 53-085030 3" Offset 5x5
- ARO 53-085040 4" Offset 5x5

AERO BLACK POWDER COAT

- ARO 53-185020 2" Offset 5x5
- ARO 53-185030 3" Offset 5x5
- ARO 53-185040 4" Offset 5x5

10" SILVER POWDER COAT

- ARO 53-004730 3" Offset 5x4.75
- ARO 53-005020 2" Offset 5x5

58 SERIES ROLLED FORM



The 58 Series Wheel features the largest drop center in it's class, providing the most brake caliper clearance and brake cooling capabilities available in a 15x10 wheel.

- ARO 58-004730 3" Offset 5x4.75
- ARO 58-004740 4" Offset 5x4.75
- ARO 58-005030 3" Offset 5x5
- ARO 58-005040 4" Offset 5x5

LEFT REAR INNER MUD COVER



- ARO 54-500009 2" Offset
- ARO 54-500010 3" Offset
- ARO 54-500011 4" Offset

30 SERIES SILVER POWDER COAT WHEELS



30 Series Have Knife Edge Bead Humps.

- ARO 30-084040 13"x8", 4" Offset, 4x4

BEADLOCK KIT



Weld-On Kit to make your own beadlock. Comes with all necessary hardware including Yellow Outer Ring.

- ARO 54-500007 Kit

BEADLOCK RINGS



- ARO 54-500002 15" Yellow
- ARO 54-500004 15" Chrome
- ARO 54-500012 15" Ring/Silver
- ARO 54-500023 15" Ring/Black
- ARO 54-500003 Bolt Kit

FOAM MUD PLUGS

An inexpensive way to prevent mud build-up inside racing wheels. These Black foam discs are thick and install quickly and easily in 15" diameter wheels.



- ALL 44150 5" Foam Mud Plug
- ALL 44190 3" Foam Mud Plug

INNER MUD COVERS



Keeps mud from packing the inside of your wheel, typically used on the left rear. Available for 2" and 3" offset wheels.



- OCT 07-1102 2" Offset
- OCT 07-1103 3" Offset

ORDER ONLINE ANYTIME
WWW.POSKE.COM
CALL TO ORDER OR TECH
1-304-428-5000

WELD WIDE 5 XL WHEELS



Absolutely the Lightest and Truest Wide 5 available today. Featuring Weld's exclusive cold forged rim halves, "Double-Walled" rim edge and upset forged "coined" lug holes. Fully polished to a mirror like show finish. Beadlock weighs 12.4lbs. and Non-Beadlock 10.4lbs.

15x14 5" Offset Non Beadlock with 6 Cover
WEL 559-5405-6..... Non Beadlock
 15x14 5" Offset, Non-Beadlock Black cover
WEL 559-5405-BC-6..... Non-Lock
 15x14 5" Offset Beadlock with 6 Bolt Cover
WEL 559-5455-BC-6..... Black Cover
 15x14 5" Offset Non Beadlock
WEL 559-5415..... Non Beadlock
 15x14 5" Offset with Forged Inner Beadlock
WEL 559-5435..... Forged Inner Beadlock
 15x14 5" Offset Beadlock with 6 Bolt Cover
WEL 559-5455-6..... 6 Bolt Cover
 15x14 6" Offset Beadlock with 6 Bolt Cover
WEL 559-5456-6..... 6 Bolt Cover
 5" Offset with Forged Inner Beadlock with Cover
WEL 559-5465-6..... With Cover

BEADLOCK ACCESSORIES



WEL P650-3013 Beadlock Thread Insert Kit (16 pieces)
WEL P650-4514A-6 New Style 6-Bolt Mud Cover
WEL P650B-4514A-6-BLACK.. New Style 6-Bolt Mud Cover, Black
WEL P650-5315-6 Beadlock Ring with 6-Bolt Mud Cover

WHEEL MUD RINGS

Non-Beadlock Ring for Guardian Wheel Covers
OCT 07-1500 Bolt-On Ring



ALUMINUM WHEEL SPACERS

Made from Aluminum. Fits multiple bolt patterns, from 4-1/2", 4-3/4" to 5" in three thickness, 1/2", 3/4" and 1".

OCT 07-9310 1"
OCT 07-9320 3/4"
OCT 07-9330 1/2"
OCT 07-9340 1/4"



MATRIX MODULAR WHEELS AND ACCESSORIES



The only three-piece, modular wide 5 racing wheel currently available. Durable, forged billet 6061-T6 center provides exceptional strength. Replacement wheel halves and centers allow wheel repair rather than replacement. Beadlock wheels include forged inner and outer beadlock rings. Wheels with Pro Ring feature allow direct mud cover attachment. Purchase mud covers separately. Choose from polished or black finished wheels.



Wheels
KAW W15145 15x14 5" NBL
KAW W15145B..... 15x14 5" Black NBL

Forged Beadlock Wheels
KAW W15145BFBL..... 15x14x5" Black Forged
KAW W15145FBL..... 15x14x5" Forged
KAW W15146FBBL..... 15x14x6" Black Forged
KAW W15146FBL..... 15x14x6" Forged

Wheels w/ Tabs, No Cover
KAW W15145PR 15x14x5" NBL
KAW W15145PRB..... 15x14x5" Black NBL

Inners
KAW W15145IBL 15x14x5" Beadlock
KAW W15145IBLB..... 15x14x5" Black Beadlock
KAW W155BC..... 15x5, Polished

Inners w/ Tabs, No Cover
KAW W15145IBLPR 15x14x5" Beadlock
KAW W15145IBLPRB 15x14x5" Black Beadlock

Outers Polished
KAW W159..... 15x9" NBL
KAW W159FBL 15x9" Forged Beadlock

KAW W159PR. 15x9" w/ Tabs
Center
KAW W5C Center Section
Beadlock Thread Insert
KAW W5INSERT Kit
Mud Covers & Bolts



KAW 15MCBO .. Polished Mud Cover, Bolt-On
KAW W15FBLTB 15" Bolt on Forged Beadlock Ring Black w/3 Threaded Tabs
KAW W15BLTB. 15" Bolt on Beadlock Ring Black w/3 Threaded Tabs
KAW 15MCBOB Black Mud Cover, Bolt-On
KAW WBOLTK..... Allen Bolts to Assemble (1) Modular Wheel

ORDER ONLINE ANYTIME
WWW.POSKE.COM

ALUMINUM MUD COVERS



Slotted design fits Aluminum Wide 5 Wheels & most steel wheels including beadlocks. With or without Dzus Fasteners

OCT 07-1600 Polished
OCT 07-1601 Black
OCT 07-1605 Polished With Holes
OCT 07-1606 Black With Holes
OCT 07-1607 Polished With Louvers
OCT 07-1608 Black With Louvers
OCT 07-1610 Polished With Large Hole
OCT 07-1611 Black With Large Hole

GUARDIAN PLASTIC WHEEL COVERS



Prevent mud build-up inside racing wheels. Made of heavy plastic for durability. Fits most 15" beadlock wheels. Ring to attach to non-beadlock wheels sold separately. Available in Black, Blue, White, Orange, Red, Purple, Yellow, Neon Yellow, Neon Red, Neon Green, Neon Orange and Neon Pink

Wheel Covers..... Specify Color

WEHRS WIDE 5 WHEEL SPACER



WEH WM144 1" Thick Alum
WEH WM186125 1/8" Thick Alum
WEH WM186250 1/4" Thick Alum
WEH WM186500 1/2" Thick Alum

OCTANE 1/4" WHEEL COVER ADAPTER KIT

Heavy duty aluminum plate with 1/4" threadsert installed and black 1/4" bolt, also includes 1/8" rivets for mounting.

OCT 07-1550-3..... 3-Pack w/Bolts



OCTANE WHEEL STUDS AND STEEL LUG NUTS



- 5/8" Coarse Studs, 3" Long, .375" Knurl
OCT 07-5583-5 5 Pack
- 5/8" Coarse Studs, 3 3/4" Long .375 Knurl
OCT 07-5584-5 5 Pack
- 5/8" Coarse Studs, 3" Long, .820" Knurl
OCT 07-5588-5 5 Pack.
- 5/8" Coarse Steel Lug Nuts
OCT 07-6158-10 10 Pack
- 12mm-1.5 Metric Lug Nuts
OCT 07-6125-10 10 Pack
- 1/2" Fine Thread Lug Nuts
OCT 07-6130-10 10 Pack
- 5/8" Coarse Thread Single Sided Lug Nuts
OCT 07-6160-20 20 Pack
- 5/8" Coarse Thread Double Sided Lug Nuts
OCT 07-6258-10 10 Pack
- 7/16" Fine Thread Lug Nuts
OCT 07-6716-10 10 Pack

WHEEL STUDS



Larger-than-stock studs require redrilling of stock flanges (5/8 X 1 1/4 X 3 3/4 .820). Check sanctioning body for wheel stud requirements.
ALL 44119 5 Pack

MOROSO WHEEL STUDS



46160 46180 46190 46200

- 7/16"-20 x 2-7/8" Press-in, .560" dia. knurl and quick start dog end, fits most late GM disc brake and early drum brake applications. Standard hole size: .552" to .559"
MOR 46160 Press-in
- 1/2"-20 x 3" Press-in, .685" dia. knurl and quick start dog end, fits most Chrysler rear with 1/2" stud. Standard hole size: .676" to .683"
MOR 46190 Press-in
- 1/2"-20 x 3" Screw-in, fits all aftermarket axles with 1/2"-20 threads.
MOR 46200 Screw-in

PRESS-IN WHEEL STUDS



5/8"x4" Long. Sold in packs of 5.
WIN 8940 Fits Winters 2255C Hub



PREMIUM DOUBLE SIDED STEEL LUG NUTS

Double sided, 1" Hex head, 5/8" - 11 coarse thread. Made from chrome moly steel. Heat treated and lightweight. The Best and Lightest steel lug nut on the market!
OCT 07-6202-20 set of 20

PREMIUM ALUMINUM LUG NUTS



Premium lug nuts are manufactured from 7075 non-corrosive aircraft aluminum, which is much more durable than standard 6061. They are then black anodized to provide the toughest lug nut around. The 5/8" coarse thread is rolled making them lighter and stronger than steel. 5/8" Coarse Thread, Double Angle. Set of 20.
OCT 07-6201-20 Lug Nuts

OCTANE ECONOMY ALUMINUM LUG NUTS

Economy Double Sided 5/8" Coarse Aluminum lug nuts.
OCT 07-6458-10 10 Pack



OCTANE TIRE GRINDING DISCS

Octane's Tungsten Grinding discs create round, aggressive sipes to increase traction. SAFETY NOTE: To prevent bodily injury the tire must be mounted on the car or secured in a tire holder. Eye & hand protection is required.
OCT 07-7004 4"



OCTANE 8" TIRE SANDING PAD & DISCS



- Tire sanding 8" backing pad for hook and loop 8" sanding disc. 5/8-11 thread
OCT 07-7020 Backing Pad
- OCT 07-7024-5** 24 Grit Hook & Loop Disc 5 Pack
- OCT 07-7024-20** 24 Grit Hook & Loop Disc 20 Pack
- OCT 07-7036-5** 36 Grit Hook & Loop Disc 5 Pack
- OCT 07-7036-20** 36 Grit Hook & Loop Disc 20 Pack

QUICK CAR TIRE DUROMETER



QUI 56-155 ... Durometer



LONGACRE RACING TIRE DUROMETER

Reads from 0-100. Includes silver carrying case.
LON 52-50546 Durometer

JOES DIGITAL DUROMETER

Easy to read large numbers. Digital resolution is far superior to old dial type designs. A hold button holds your reading on the display for easy viewing. A foam lined case protects your investment. Serious racers that want to track their Durometer readings closely will enjoy the decimal point and .5 readout.
JOE 56015 Durometer



JOES DIAL SHORE A DUROMETER

This durometer has a flat base and easy to read numbers helping you to pick the best tires out of the stack. If you soften your tires a Durometer is a must to keep you on track.
JOE 56020 Durometer



HIGH PERFORMANCE 7" FLAP DISC



Tire grinding disk, made for 7/8" arbor.
OCT 07-7015 80 Grit

TIRE GRINDING DISC



Nail head styled Tire Grinding Disc, 8" OD, 5/8" Arbor
ALL 44196 Disc

MANUAL TIRE PREP STATION



Has swivel mount. Can be used with Wide 5, 5x5, 5x4.75 and 5x4.5 bolt patterns. Rotates freely in both directions and also has a manual lockout.

OCT 07-4000 Manual Tire Prep Station

TIRE TOOL NEEDLER



Tire tool perforates tire surface for better traction. Steel roller is 2" wide with a series of 1/4" tall, straight pin rows. Includes a 5" wood handle for hand held use or without handle. Use caution, pins are sharp.

ALL 10550 Tire Tool Needler

VALVE STEMS



OCT 07-8415-4...Rubber (4-Pack)

OCT 07-8416Chrome Bolt-In (ea)



VALVE STEM PULLER



OCT 06-6201 Stem Puller



VALVE CORE STEM TOOL



Stores valve cores in the handle. Durable aluminum with stainless steel tip. Includes six spare cores.

LON 52-50270Valve Core Stem Tool

VALVE CORE REMOVAL TOOL



OCT 06-6200Tool



VAN ALSTINE TIRE GROOVER



Tapered Razor Sharp Blade Grooves Faster and Easier with Less Heat. Comes With 4/32", 6/32", 8/32" and 10/32" Blades.

TIR G1000 Tire Groover

REPLACEMENT BLADES 12 PACK

- TIR G-1..... 1/32" Wide
- TIR G-2..... 2/32" Wide
- TIR G-3..... 3/32" Wide
- TIR G-4..... 4/32" Wide
- TIR G-5..... 5/32" Wide
- TIR G-8..... 8/32" Wide
- TIR G-24..... 3/4" Wide
- TIR G-32..... 1" Wide

VAN ALSTINE TIRE GROOVER



New patented/ patent pending "V" Series Technology has eliminated the need for a bulky power cable & large heavy control box. All the power you need fits into the palm of your hand. Whether you need to cut small intricate grooves on a racing tire or large grooves on your truck tires, this can do the job.

TIR V100..... Tire Groover

REPLACEMENT BLADES 12 PACK

- TIR VR-01..... 1/32" Wide
- TIR VR-02..... 1/16" Wide
- TIR VF-03..... 3/32" Wide
- TIR VF-04..... 1/8" Wide
- TIR VF-05..... 5/32" Wide

VAN ALSTINE TIRE SIPER



This siper is fast! Holds up to thirteen blades & has variable blade spacing. Cuts open sipes & small grooves & is accurate with control & visibility

TIR SW100 Tire Siper



IDEAL TG-250 ECONOMY GROOVER



OCT 07-4300 Groover

ECONO GROOVER HEADS

- OCT 07-4351 1H
- OCT 07-4352 2H
- OCT 07-4353 3H
- OCT 07-4354 4H
- OCT 07-4356 6H

ECONO GROOVER BLADES

- OCT 07-4303 #3 (12 Pack)
- OCT 07-4304 #4 (12 Pack)
- OCT 07-4305 #5 (12 Pack)
- OCT 07-4306 #6 (12 Pack)

8 SIPE MULTI-SIPER HEAD

Converts your hand held electric 2 groove siper into an 8 groove siper.



OCT 07-4050 Siper Head

OCT 07-4051 Multi Siper Blades

OCTANE STAGGER GAUGE



Gauge measures tire diameter and automatically converts it to circumference. Strong tubular construction will not flex. Gives accurate & consistent stagger measurements every time. Gauge measures from 65" to 115" in 1/4" increments.

OCT 06-4250 Gauge

BILLET TIRE SIPER



Equipped with 6 Heavy Duty Blades. Siping depth can be precisely adjusted.

OCT 07-4020 Tire Siper



OCTANE LUG WRENCH



EZ Spin style.
OCT 06-6300Wrench

OCTANE TIRE SPOONS



OCT 06-6100 Short
OCT 06-6101 Long

STAGGER TAPE

Black copy on white background. Magnetic back.
OCT 06-6400 10' Tape



OCTANE E-Z BEAD BREAKER



Durable Steel Construction with Rubber Hand Grips. Works Well with Soft Sidewall Tires. For Use with 15" Wheels.
OCT 06-6350Bead Breaker

TIRE WRAP



80 Gauge 15" x 1500' Roll
OCT 07-4003 Black
OCT 07-4002 White
18" x 1500' Roll
OCT 07-4005 Black



1/2" Drive 1" Lug 6 pt Orange Pit Socket
OCT 06-7306 6" Extension
OCT 06-7312 12" Extension

OCTANE RIM WRENCH



Used to straighten out the outter lips of wheels
OCT 07-7000 Heavy-Duty

OCTANE YELLOW TIRE CHALK



OCT 07-6405 Tire Chalk

QUICK CAR TIRE MARKER KIT



QUI 64-401 Silver Pan & White Marker

JOES REMOTE TIRE INFLATOR



Joes Remote Tire Inflator provides a safe and efficient way to mount your tire with ease. Includes Clip-On Style Air Chuck, 5' Rubber Air Hose, Quick Fill Inflator & 60 PSI Pro Tire Gauge.
JOE 32486 Remote Tire Inflator



JOES GLOW IN THE DARK TIRE PRESSURE GAUGE

Joes Glow-In-The-Dark Tire Gauges fetature a 2-1/4" glow in the dark dial face, air pressure release button, internal gauge damper, 17" ultra-flexable hose with a swivel chuck.

JOE 32305 0-15#
JOE 32306 0-30#
JOE 32307 0-60#



LONGACRE TIRE GAUGES

LON 52-52024 0-30# Glow Face
LON 52-52004 0-60# Glow Face
LON 52-52031 0-15# Large Face
LON 52-52034 0-15# BY 1/4 lb
LON 52-53010 0-25# Digital
LON 52-53036 0-60# Digital



HOOSIER

Hoosier Tire Ohio Valley

Poske's Performance Parts is home of Hoosier Tire Ohio Valley. Your distributor for Hoosier Racing Tires in West Virginia, Southern Ohio and Eastern Kentucky since 1986. Please note, we CANNOT ship Oval Track Dirt or Asphalt tires outside of our region. To order these tires, please find your Regional Hoosier Tire Distributor. All other Hoosier tires and apparel we sell can be shipped anywhere in the US. Call to find out more!





DIRT OVAL KARTING

ITEM NUMBER	TIRE SIZE	TREAD PATTERN	TREAD WIDTH	APPROX. DIA.	APPROX. CIRC.	RECOM. RIM WIDTH	MEASURED RIM WIDTH	SECTION WIDTH	COMPOUND COMPARISON SOFT TO FIRM
DIRT OVAL KART TIRES - Soft, Wet, Tacky Track									
11325	10.5 x 5.0-6	Slick	4.75"	10.5"	32.75"	6.5"	6.5"	6.63"	D20A, D30A
11600	11.0 x 6.0-6	Slick	6.0"	11.0"	33.0"	8.25-8.5"	8.5"	8.5"	D20A, D30A
11800	11.0 x 8.0-6	Slick Right Side	7.5"	11.0"	34.0"	10.0"	10.0"	10.13"	D20A, D30A
DIRT OVAL KART TIRES - Intermediate/Transitioning Track Conditions									
15500	10.5 x 5.0-6	Slick	4.75"	10.5"	32.75"	6.5"	6.5"	6.625"	A40
15600	11.0 x 6.0-6	Slick	6.0"	11.0"	33.0"	8.25-8.5"	8.5"	8.5"	A40
15800	11.0 x 8.0-6	Slick Right Side	7.5"	11.0"	34.0"	10.0"	10.0"	10.125"	A40
DIRT OVAL KART TIRES - Hard Track Conditions									
15456	10.5 x 4.5-6	Slick	4.75"	10.5"	32.5"	6.5"	6.5"	6.6"	FK
15600	11.0 x 6.0-6	Slick	6.0"	11.0"	33.0"	8.25-8.5"	8.5"	8.5"	FK
SOFT _____ FIRM									
			D20A	D30A	A40	FK/FKSE			

DIRT QUARTER MIDGET

ITEM NUMBER	TIRE SIZE	TREAD PATTERN	TREAD WIDTH	APPROX. DIA.	APPROX. CIRC.	RECOM. RIM WIDTH	MEASURED RIM WIDTH	SECTION WIDTH	COMPOUND COMPARISON SOFT TO FIRM
11031	31.0/4.5-5	Slick	4.5"	10.0"	31.0"	5-6"	5.5"	5.5"	D20A,
11032	32.0/4.5-5	Slick	4.5"	10.25"	32.0"	5-6"	5.5"	5.5"	D10, D20A
USAC	.25 MIDGET	Position							
11175	33.0/5.0-6	Right Front	4.5"	10.5"	33.125"	6-6.5"	6.0"	6.25"	D10
11225	34.5/6.5-6	Right Rear	6.25"	11.0"	34.5"	8-8.5"	8.5"	8.25"	D10
SOFT _____ FIRM									
			D10	D20A	D30	FD40			

MIDGET DIRT / MINI SPRINT / TQ MIDGET

ITEM NUMBER	TIRE SIZE	TREAD PATTERN	TREAD WIDTH	APPROX. DIA.	APPROX. CIRC.	RECOM. RIM WIDTH	MEASURED RIM WIDTH	SECTION WIDTH	COMPOUND COMPARISON SOFT TO FIRM
35112	68.0/7.0-13	Midget Front	7.0"	21.6"	68.0"	7-8"	7"	8.5"	D12
35113	68.0/7.0-13	Midget Front	7.0"	21.8"	68.5"	7-8"	7"	8.5"	D15
35140	74.0/10.0-13	Small Crossblock	10.0"	23.7"	73-74"	8-10"	8"	11.7"	D12
35155	76.0/10.0-13	Small Crossblock	10.0"	24.2"	75-76"	8"	8"	12.0"	D12
35161	77.0/10.0-13	Small Crossblock	10.0"	24.5"	77.0"	8-10"	8"	12.0"	D12
35165	78.0/10.0-13	Small Crossblock	10.0"	24.8"	78.0"	8"	8"	12.0"	D12
35172	80.0/10.0-13	Small Crossblock	10.0"	25.5"	79-80"	8"	8"	12.0"	D12, D20
35234	82.0/12.0-13	Large Crossblock	12.0"	26.1"	82.0"	10-12"	10"	14.1"	SP3
SOFT _____ FIRM									
			D12	D15 SP2	SP3				

DRAG RACING BIAS

ITEM NUMBER	TIRE SIZE	TREAD PATTERN	TREAD WIDTH	APPROX. DIA.	APPROX. CIRC.	RECOM. RIM WIDTH	MEASURED RIM WIDTH	SECTION WIDTH	COMPOUNDS	TUBE ID
DRAG FRONT										
18085	23.0X5.0-15	Drag Front	4.8"	23.0"	72.0"	3.5-4.0"	3.5"	5.5"	Drag Front	
18095	24.0X5.0-15	Drag Front	4.8"	23.8"	75.0"	3.5-4.0"	3.5"	5.8"	Drag Front	
18100	25.0X4.5-15	PRO Drag Front	4.5"	25.0"	78.0"	3.5-4.0"	3.5"	5.75"	Drag Front	
18102	25.0X5.0-15	Drag Front	4.8"	24.8"	77.9"	3.5-4.0"	3.5"	6.3"	Drag Front	
18103	26.0X4.5-17	Drag Front	4.5"	26.3"	82.0"	3.5-4.5"	4.5"	5.8"	Drag Front	
18105	26.0X4.5-15	Drag Front	4.3"	25.8"	81.0"	3.5-4.0"	3.5"	6.0"	Drag Front	
18106	27.0X4.5-15	Drag Front	4.5"	27.0"	85.0"	3.5-4.0"	4.0"	6.8"	Drag Front	
18107	28.0X4.5-15	Drag Front	4.5"	27.7"	87.0"	3.5-4.0"	4.0"	7.5"	Drag Front	
18108	22.0X2.5-17	Dragster Front	1.5"	22.0"	69.0"	2.5"	2.5"	2.7"	Dragster Front	
18109	27.5X4.5-17	Drag Front	4.8"	27.6"	86.5"	3.5-4.5"	4.5"	7.5"	Drag Front	
18112	28.0X4.5-18	Drag Front	4.5"	28.0"	88.5"	3.5-5.0"	5.0"	7.25"	Drag Front	



DRAG RACING BIAS CONTINUED

ITEM NUMBER	TIRE SIZE	TREAD PATTERN	TREAD WIDTH	APPROX. DIA.	APPROX. CIRC.	RECOM. RIM WIDTH	MEASURED RIM WIDTH	SECTION WIDTH	COMPOUNDS	TUBE ID
DRIVE TIRES - SLICKS										
18060	24.5/ 8.0-13	Drag Slick	7.8"	24.3"	76.0"	6-8"	7"	9.0"	D06 A	A
18110	26.0/ 8.0-15	Drag Slick	8.0"	26.1"	82.0"	7-8"	8"	9.7"	D06 A	A
18115	26.0/ 8.5-15*	Drag Slick	9.0"	26.1"	82.0"	7-8"	8"	10.3"	C11 A	A
18120	26.0/ 9.0-15	Drag Slick	9.0"	26.1"	82.0"	7-8"	8"	10.5"	D06 A	A
18131	26.0/10.0-15	Drag Slick	10.0"	26.2"	82.0"	8-10"	9"	11.0"	D06 A	A
18140	28.0/ 9.0-15	Drag Slick	9.0"	28.0"	88.0"	8-10"	8"	11.1"	D06 A	A
18150	28.0/10.0-15	Drag Slick	10.0"	28.0"	88.0"	8-10"	8"	11.3"	D06 A	A
18153	28.0/10.0-16	Drag Slick	10.0"	28.0"	88.0"	8-10"	10"	12.0"	C07 A	A
18154	28.0/10.5-15*	Drag Slick	10.2"	28.0"	88.0"	8-10"	10"	12.5"	D05 A	A
18155	28.0/10.5-15*	Drag Slick	10.2"	28.0"	88.0"	8-10"	10"	12.3"	C07 A	A
18156	28.0/10.5-15W	Drag Slick	10.9"	28.0"	88.0"	10-12"	10"	13.1"	C07 A	D
18157	28.0/10.0-17	Drag Slick	9.5"	28.0"	88.0"	8-10"	8"	10.3"	D06 D	D
18158	28.0/10.0-18	Drag Slick	9.5"	28.0"	88.0"	8-10"	10"	11.0"	D06 D	B
18160	29.0/ 9.0-15	Drag Slick	9.0"	29.1"	91.5"	8-10"	8"	11.3"	D06, D07 B	B
18170	29.0/10.0-15	Drag Slick	10.0"	29.1"	91.5"	8-10"	8"	11.9"	D06 B	B
18175	29.0/10.5-15 W*	Drag Slick	11.0"	29.3"	92.0"	8-10"	10"	13.0"	D06 B	B
18180	29.0/11.0-15	Drag Slick	11.0"	29.3"	92.0"	8-10"	10"	13.2"	D06 B	B
18190	29.0/12.0-15	Drag Slick	12.0"	29.3"	92.0"	10-12"	10"	13.7"	D06 B	B
18192	29.5/10.5-15	Drag Slick	11.1"	30.6"	96.0"	10-12"	10"	13.2"	D06 B	B
18194	29.5/10.5-15*	Drag Slick	10.5"	29.5"	94.0"	8-10"	10"	13.3"	C06 B	B
18195	29.5/11.5-15 W*	Drag Slick	13.5"	30.6"	96.0"	12-14"	12"	15.0"	D06 B	B
18200	30.0/ 9.0-15	Drag Slick	9.0"	30.0"	94.0"	8-10"	8"	11.5"	D05, D07 B	B
18205	30.0/10.5-15	Drag Slick	10.5"	30.0"	94.0"	8-10"	10"	13.3"	D05 B	B
18220	30.5/10.5-15	Drag Slick	10.5"	30.5"	97.0"	10-12"	12"	14.5"	C07 B	B
18235	31.5/12.5-15 W*	Drag Slick	13.5"	31.7"	99.5"	12-14"	14"	17.0"	D05 B	B
18237	13.5/31.5-15L***	Drag Slick	13.5"	31.7"	99.5"	12-14"	14"	17.2"	C07 B	C
18240	31.0/14.0-15	Drag Slick	14.0"	31.2"	98.0"	12-14"	12"	16.5"	D05 C	C
18242	32.0/12.0-15	Drag Slick	12.2"	32.0"	101.0"	10-12"	12"	16.0"	D05 C	C
18243	32.0/13.0-15	Drag Slick	13.2"	32.0"	101.0"	12-13"	12"	16.5"	D05 C	C
18245	32.0/13.5-15 W*	Drag Slick	14.0"	32.3"	102.0"	12-14"	14"	17.5"	D05 C	C
18250	32.0/14.0-15	Drag Slick	14.0"	32.3"	102.0"	12-14"	14"	17.5"	D05 C	C
18255	14.0/32.0-15 L***	Drag Slick	14.0"	32.3"	102.0"	12-14"	14"	17.5"	C07 C	C
18260	32.0/14.5-15 W*	Drag Slick	15.0"	32.6"	102.5"	14-15"	14"	18.0"	D05 C	C
18265	14.5/32.0-15 L***	Drag Slick	15.0"	32.3"	102.0"	14-15"	14"	18.0"	C07 C	C
18300	32.5/16.5-15*	Drag Slick	16.7"	32.3"	101.5"	15-16"	15"	19.5"	C07 C	C
18332	33.0/10.5-15 Outlaw	Drag Slick	10.8"	33.0"	104.0"	10-12"	12"	15.5"	C11 C	C
18336	33.0/10.5W-16	Drag Slick	11.3"	33.0"	104.0"	16"	16"	17.3"	C11 C	C
18350	33.0/12.0-15	Drag Slick	12.2"	33.0"	102.0"	10-12"	10"	15.3"	C09 C	C
18355	33.0/13.0-15	Drag Slick	13.2"	33.0"	102.0"	12-13"	12"	16.7"	C06 C	C
18367	14.5/33.0-15 L***	Drag Slick	14.5"	33.0"	104.0"	14-16"	14"	17.8"	C07 C	C
18370	33.0/15.0-15	Drag Slick	15.0"	33.0"	104.0"	14-15"	14"	18.3"	D05 C	C
18372	33.0/15.0-15*	Drag Slick	15.0"	33.0"	104.0"	14-15"	15"	18.5"	D06 C	C
18400	33.0/16.0-15*	Drag Slick	17.0"	33.0"	104.0"	15-16"	15"	19.8"	D05, D06, C07 C	C
18450	33.0/16.5-15 S**	Drag Slick	17.0"	33.0"	104.0"	15-16"	15"	19.8"	D06 C	C
18500	33.0/17.0-16*	Drag Slick	17.0"	33.0"	104.0"	15-16"	15"	19.8"	C07 C	C
18600	33.5/16.0-15*	Drag Slick	17.0"	33.6"	106.0"	15-16"	15"	19.5"	C07 C	C
18650	33.5/17.0-16*	Drag Slick	17.0"	33.6"	106.0"	15-16"	16"	19.5"	C07 C	A*
18700	33.5/17.0-16	Drag Slick	17.0"	33.6"	106.0"	15-16"	16"	20.3"	C06 A*	A*
18705	33.5/17.0-16	Drag Slick	17.0"	33.6"	106.0"	15-16"	16"	20.3"	C35 A*	
18740	34.0/14.0-16	Drag Slick	14.0"	34.0"	108.0"	13-16"	*16"(*Beadlock Only) 18.3"	C1350	C1550	
18750	35.0/15.0-16	Drag Slick	15.0"	35.0"	110.0"	14-16"	16"	18.6"	C1450	
18760	14.0/35.0-16	Drag Slick	14.0"	35.0"	110.0"	15-16"	16"	19.2"	BR3	A*
18770	15.0/34.5-16	Drag Slick	15.0"	35.0"	110.0"	15-16"	16"	19.5"	C1550	A*
18780	17.0/34.5-16	Drag Slick	17.0"	35.0"	110.0"	15-16"	16"	20.0"	C2055, N2021 A*	A*
18790	34.5/17.0-16	Drag Slick	17.0"	35.0"	110.0"	15-16"	16"	21.0"	W2021 A*	A
18910	17.0/36.0-16	Drag Slick	17.0"	36.2"	112.5"	15-16"	16"	20.5"	C2021, C2055 A*	
18950	7.0/29.0-15	Drag Master	7.0"	29.0"	91.0"	6-8"	7"	10.4"	DRAG A	
18910	17.0/36.0-16	Drag Slick	17.0"	36.2"	112.5"	15-16"	16"	20.5"	C2021, C2055 A*	
18950	7.0/29.0-15	Drag Master	7.0"	29.0"	91.0"	6-8"	7"	10.4"	DRAG A	

*STIFF SIDEWALL - **SOFT SIDEWALL - ***LIGHTWEIGHT

SOFT	PRO 8, 9, 10	DBR	DR2	C06	BR3	C07	C11 DRAG	C1550/C2055	Drag Front	FIRM
D05			D06	C35		C09	D07	C2021/N2021/W2021		

EASTERN MODIFIED / 358 / SPORTSMAN DIRT

ITEM NUMBER	TIRE SIZE	TREAD PATTERN	TREAD WIDTH	APPROX. DIA.	APPROX. CIRC.	RECOM. RIM WIDTH	MEASURED RIM WIDTH	SECTION WIDTH	COMPOUND COMPARISON SOFT TO FIRM
14131	11.0/82.0-15 SH	Chain Link	10.5"	25.6"	80.5"	10-12"	10"	12.0"	D300
14133	11.0/82.0-15	Chain Link	10.5"	26.0"	82.0"	10-12"	10"	12.0"	D300
14135	11.0/87.0-15	Chain Link	11.0"	27.2"	85.5"	10-12"	12"	14.2"	M45
14145	11.0/90.0-15	Chain Link	11.0"	29.0"	90.5"	10-13"	12"	14.5"	M45, D60
14151	13.0/82.0-15	Chain Link	13.0"	26.3"	82.0"	12-14"	12"	14.0"	D300, D400
14177	13.0/87.0-15	Chain Link	13.0"	27.5"	86.0"	12-14"	14"	16.2"	D300, D400
14189	13.0/89.0-15	Chain Link	13.0"	28.0"	88.0"	12-14"	14"	16.2"	D300, D400
14229	13.0/92.0-15 Tall	Chain Link	13.0"	29.5"	92.5"	12-14"	14"	16.5"	D300, D400, D500

SOFT		Soft		Hard		Extra		FIRM
		D300	M45	D400	D60	D500		



WING SPRINT DIRT

ITEM NUMBER	TIRE SIZE	TREAD PATTERN	TREAD WIDTH	APPROX. DIA.	APPROX. CIRC.	RECOM. RIM WIDTH	MEASURED RIM WIDTH	SECTION WIDTH	COMPOUND COMPARISON SOFT TO FIRM
38031	85.0/ 8.0-15	Super Chain Link	8.0"	27.0"	84.5"	8"	8"	10.5"	D12
38032	85.0/ 8.0-15	Super Chain Link	8.0"	27.0"	85.0"	8"	8"	10.5"	D15, D20
38126	88.0/15.0-15	Large Checkerboard	15.0"	28.0"	88.0"	14-15"	15"	18.6"	RD12
38139	90.0/15.0-15	Large Checkerboard	15.0"	28.5"	90.0"	14-15"	15"	18.0"	RD12
38120	8.0/27.5-15	Super Chain Link	8.0"	27.4"	86.0"	8"	8"	10.5"	*RaceSaver
38143	92.0/14.0-15	Large Checkerboard	15.0"	29.0"	92.0"	14-15"	14"	18.0"	*RaceSaver
38149	92.0/15.0-15	Sprint LR Checkerboard	15.0"	29.0"	92.0"	14-15"	15"	18.5"	D12A
38151	93.0/15.0-15	Sprint LR Checkerboard	15.0"	29.6"	93.0"	14-15"	15"	18.3"	D12A
38153	94.0/14.0-15	Large Checkerboard	15.0"	30.0"	94.0"	14-15"	14"	18.0"	*RaceSaver
38155	94.0/15.0-15	Sprint LR Checkerboard	15.0"	30.0"	94.0"	14-15"	15"	18.3"	D12A
38160	96.0/14.0-15	Large Checkerboard	15.0"	30.5"	96.0"	14"	14"	18.5"	*RaceSaver
38168	96.0/15.0-15	Sprint LR Checkerboard	15.0"	30.5"	96.0"	14-15"	15"	18.7"	D12A
38214	104/16.0-15	RaceSaver 16.0"	33.1"	104.0"	16-18"	17"	19.8"	RaceSaver	*RaceSaver
38223	105/16.0-15	Sprint RR Checkerboard	16.0"	33.2"	105.0"	16-18"	17"	20.3"	D15A, MED
38233	105/18.0-15 C2055	Sprint RR Checkerboard	18.0"	33.2"	105.0"	16-18"	18"	21.5"	RD20, D25
38230	105/18.0-15	Large Checkerboard	18.0"	33.2"	105.0"	16-18"	18"	21.5"	HTC

HTC

MED (38222)

SOFT	RD12	D12		D15	D20	RD20	D25	FIRM
		H12		H15			RaceSaver	



MODIFIED MIDGET / MICRO SPRINT DIRT / JR. SPRINT

ITEM NUMBER	TIRE SIZE	TREAD PATTERN	TREAD WIDTH	APPROX. DIA.	APPROX. CIRC.	RECOM. RIM WIDTH	MEASURED RIM WIDTH	SECTION WIDTH	COMPOUND COMPARISON SOFT TO FIRM
42050	57.0/6.0-10	Micro Front	5.8"	18.0"	57.0"	5-6"	5"	6.8"	D12,D15
42100	57.0/6.5-10	Super Chain Link	7.0"	18.0"	57.0"	7"	7"	8.7"	D12
42124	59.0/8.0-10	Large Crossblock	8.5"	18.5"	58.5"	8"	8"	9.5"	RD12
42164	61.0/8.0-10	Large Crossblock	8.2"	19.0"	60.5"	8"	8"	10.1"	RD15
42168	61.0/10.0-10	Large Crossblock	10.2"	19.0"	60.5"	10"	10"	11.8"	RD15,RD20
42170	62.0/8.0-10	Large Crossblock	8.2"	19.7"	62.0"	8"	8"	10.1"	RD15
42172	62.0/10.0-10	Large Crossblock	10.0"	19.7"	62.0"	10"	10"	11.9"	RD15
42173	63.0/8.0-10	Large Crossblock	8.2"	19.0"	63.0"	8"	8"	10.1"	RD15
42183	63.0/10.0-10	Large Crossblock	10.0"	20.0"	63.0"	10"	10"	12.0"	RD15,RD20
42185	64.0/8.0-10	Large Crossblock	8.2"	20.2"	64.0"	8"	8"	10.6"	RD15
42195	64.0/10.0-10	Large Crossblock	10.0"	20.2"	64.0"	10"	10"	12.5"	RD15
42225	65.0/10.0-10	Crossblock	10.0"	20.5"	65.0"	10"	10"	11.5"	RD15,RD20
42237	69.0/10.0-10	Crossblock	11.0"	22.0"	69.0"	10-12"	10"	12.5"	RD20,D25
42239	69.0/10.0 W-10	Crossblock	12.5"	22.0"	69-70"	10-12"	11"	14.7"	RD20,ASC2
42400	15.0/6.0-8	Treaded CAB	6.0"	15.0"	49.0"	6"	6"	7.4"	RD20
42450	15.0/7.0-8	Small Crossblock	7.0"	15.0"	49.0"	6"	6"	7.5"	RD20
42500	15.0/8.0-8	Small Crossblock	8.0"	15.0"	49.5"	7"	7"	8.5"	RD20
42550	16.0/8.5-8	Small Crossblock	8.5"	16.0"	53.5"	9"	9"	10.5"	RD20

SOFT D12 RD15 D15 RD20 D25 ASC2 FIRM

NON-WING SPRINT / SILVER CROWN SHORT TRACK DIRT

ITEM NUMBER	TIRE SIZE	TREAD PATTERN	TREAD WIDTH	APPROX. DIA.	APPROX. CIRC.	RECOM. RIM WIDTH	MEASURED RIM WIDTH	SECTION WIDTH	COMPOUND COMPARISON SOFT TO FIRM
38031	85.0/ 8.0-15	Super Chain Link	8.0"	27.0"	84.5"	8"	8"	10.5"	D12
38032	85.0/ 8.0-15	Super Chain Link	8.0"	27.0"	85.0"	8"	8"	10.5"	D15, D20
38233	105/18.0-15 C2055	Large Checkerboard	18.0"	33.2"	105.0"	16-18"	18"	21.5"	RD20, D25
38144	92.0/14.0-15	Large Checkerboard	15.0"	29.0"	92.0"	14-15"	14"	18.0"	SC12
38154	94.0/14.0-15	Large Checkerboard	15.0"	30.0"	94.5"	14-15"	14"	18.0"	SC12
38161	96.0/14.0-15	Large Checkerboard	15.0"	30.0"	96.0"	14-15"	14"	18.0"	SC12
38163	98.0/14.0-15	Large Checkerboard	15.0"	31.5"	98.0"	14-15"	14"	18.0"	SC12
38164	100/13.0-15	Checkerboard	15.0"	31.8"	100.0"	14-15"	14"	17.2"	SC12
38223	105/16.0-15	Sprint RR Checkerboard	16.0"	33.2"	105.0"	16-18"	17"	20.3"	D15A, MED
38164	100.0/13.0-15	Large Checkerboard	15.0"	31.8"	100.0"	14"	14"	17.2"	SC12
38222	105.0/16.0-15	Large Checkerboard	16.0"	33.1"	104.0"	16-18"	17"	20.3"	MED

SOFT D10 RD12 D12 D15 D20 RD20 D25 SC12 MED FIRM

SILVER CROWN DIRT / MILE TRACKS

ITEM NUMBER	TIRE SIZE	TREAD PATTERN	TREAD WIDTH	APPROX. DIA.	APPROX. CIRC.	RECOM. RIM WIDTH	MEASURED RIM WIDTH	SECTION WIDTH	COMPOUND COMPARISON SOFT TO FIRM
DIRT ONLY									
38032	85.0/ 8.0-15	Super Chain Link	8.0"	27.0"	84.5"	8"	8"	10.5"	D20, F75
38207	103/14.0-15	Large Checkerboard	14.5"	32.1"	103.0"	14"	14"	18.5"	D50
38326	105/18.0-15 C2055	Large Checkerboard	18.0"	33.2"	105.0"	16-18"	21.5"	21.5"	F85A, F95

SOFT D12 D15 SP2 SP3 FIRM

BELLHOUSINGS



Includes driver hub and starter ring.

BER 301-F-H Ford HTD

Flywheel and drive flange included

BER 301-C-HTD Complete SBC Kit HTD

BER 301-NC-HTD SBC Crate Kit HTD

BERT BELLHOUSING PARTS

BER 303 Bellhousing Idler Gear

BER 304 Bushing

BER 306 Shaft

BER 307 Bell Housing Plate

BER 307KT .. Bellhousing Idler Gear Kit Includes 304, 306, 307, 308, 309 and 310

BER 30 Hex Cap Screw for BER-307

BER 83-C Taped Bolt for BER-307

BER 308 Spring

BER 309 Washer

BER 310 Grease Fitting

BERT FLYWHEELS & DRIVE HUBS

BER 311-NC-EXT Flywheel for GM Crate, No Driver Gear

BER 320-400 Flywheel External SB HTD

BER 320-NC... Flywheel New Chevy HTD Drive

BER 320-NC-EXT Chevy Crate Motor Flywheel HTD Drive

BER 320-LS1 CT 525 HTD Chevy

BER 318G Pulley Belt Guard

BER 324030" Shim Crank/Flywheel

BER 324-NC030" Shim Crank/Flywheel New Chevy

BER 370 Replacement Starter Ring

BER 370-F .. Steel Ford Internally Balanced Drive Hub/Ring

BER 371-H Steel HTD Drive Hub SBC

BER 7 Steel Drive Flange Chevy

BER 7-NC Steel Drive Flange New Chevy

HYDRAULIC RELEASE BEARING

This bearing has been the standard in short track racing for years. It features a radius



face and return spring to prohibit continuous contact of the bearing and clutch spring fingers. It is very easy to set up and can be used with stock as well as any Quarter Master & OE style bellhousing. Use on Quartermaster 7.25" 3-Disc Clutch & Ram Assault Weapon 7" Clutch

QTR 710100 Bearing Shim Hydro Bearing (Shim kit for setting up spare transmission Fits 710100)

QTR 710102 Shim Kit Seal Kit (includes O-rings, spring washer, and retainer. Fits 710100)

QTR 710101 Seal Kit



ALUMINUM BELLHOUSING



With reverse starter mounting. Mounting locations for both belt driven or camshaft driven pumps from the popular pump manufacturers.

Accepts popular internal clutch late model transmissions, including the Falcon and Bert Transmissions. Includes idler gear, starter ring gear.

Chevy Bellhousing Falcon Tranny. Includes Crank Coupler W HTD Gear and Spacer Shims.

MAV 62843 Falcon Tranny

Chevy Bellhousing Bert Tranny. Includes Crank Coupler With HTD Gear and Spacer Shims.

MAV 62843-B Bert Tranny

MAV 62479-A SBC Flywheel MAV Bell

MAV 62344 Idler Gear 18 Tooth

CT525 Flywheel Adapter with (6) 11mm Bolts

MAV 64976-68938-6 Adapter

MAV 67347 Roller Slide Yoke Balls

MAV 62816 Bellhousing Grease Fitting

7.25" V-DRIVE 3-DISC CLUTCH



Open Design Allowing Clean & Cool Running. Low Moment of Inertia. Lightweight. Great Overall Performance & Value.

1 1/8" X 10 Spline Chevy

QTR 398108 3-Disc Clutch

7.25", 11/8" x 10 spline Chevy -

Will fit Quarter Master and Tilton

QTR 309390 3 Disc Clutch Pack



HYDRAULIC THROWOUT BEARING

In order to fit behind a thick stock clutch the 82870 hydraulic throw out bearing is made much smaller than the racing version. Installs by replacing one bolt from the front of the transmission. Conical shims are provided to properly fit the bearing to zero clearance. Made to work with Saginaw, T-10, Muncie & Jerico Transmissions. Compressed thickness is 1.652" & 2.441" when extended, giving .789" of travel.

Racing Hydraulic Throwout Bearing Fits Tilton & QM Triple Disc Clutches (Will Not Fit Ram)

HOW 82870 Stock Application

HOW 82881 O-Ring Kit for 8288



ALLSTAR PERFORMANCE REDUCER BUSHING



ALL 99015 3/8" to 1/4"



ALUMINUM REVERSE MOUNT BELLHOUSING KIT FOR BERT/BRINN



CNC-machined and accommodate top mount oil pump locations, featuring a 91-tooth flywheel, which Kit includes: Aluminum Bellhousing no idler gear, 91 Tooth fly wheel, BERT/BRINN 10 spline input shaft drive with HTD pulley, Top mnt pump bracket, ARP bolts and washers, reverse mount starter

QTR 120509124TM Kit

BELLHOUSING TOP MOUNT BRACKET



QTR 117603 Bracket

DRIVE FLANGE

Steel Chevy Drive Flange/ Crank Coupler, 6 Bolt Pattern.

For 2 piece rear. Fits Bert / Brinn transmissions.

OCT 03-4100 2-Piece Rear Main Crankshafts

For 1 piece rear. Fits Bert / Brinn transmissions.

OCT 03-4120 1-Piece Rear Main Crankshafts

BERT DRIVE FLANGE



Set of 6 Bert/Brinn Flywheel coupler bolts. **WILL NOT FIT CRATE FLYWHEEL** 7/16-20

Fine thread, 12 point head, 1 1/4" long. 5/8" head.

ARP 230-7306 Set



BOLT-ON BREATHER

Kit relocates the breather exit location and helps prevent

fluid from leaking or blowing out of standard breathers. Includes: Remote breather, 15" braided line, mounting bracket,

and adapter fitting with 1/8npt threads.

ALL 36147 Kit



CLAMP-ON BREATHER

Can Be Easily Mounted To 1.5" Tubing. Breathers are 1" Tall & 1-3/8" Dia Great

For Transmissions or Differentials. 1/4" NPT Bung On Side

ALL 36106 Breather

ALL 36103 Element



OCTANE SHIFTER ROD CLEVIS

Comes with pins and clips.

OCT 01-363826 Sold in Pairs



FALCON ROLLER SLIDE TRANSMISSION



The Falcon Roller Slide Transmission telescopes 5-1/2" at the rear yoke allowing your drive line and suspension the freedom to move forward and rearward without inducing or limiting roll steer. The Roller Slide provides two speeds forward, reverse, and an integral hydraulic applied clutch which operates low and reverse. High gear is a direct drive 1 to 1 ratio. A floating input shaft contributes to the most positive high gear retention in the industry. Well lubricated, frictionless bearings support all rotating components, especially the rear sliding shaft assembly, for superior durability.
MAV 60120B-REM Aluminum with Bert 10 Spline Input & REM Finished Internal Gears

BALL SPLINE TRANSMISSION



BER LMZ-BS Aluminum

LMZ-BS-TAIL

Ball Spline Tail Housing Complete Bolt On Installation. Everything You Need to Convert Your Bert Tranney to a Ball Spline
BER LMZ-BS-TAIL (Aluminum)

BERT SHIFTER



BER 1310-G2 Gen 2

SHIFT CLEVIS

Clevis screws in the shifter rail and allows the shifter rod heim to be attached to the rail.
BER SG-1151 Bert Shift Clevis

UNIVERSAL ALUMINUM SHIFTER ARM



1/4" thick aluminum, has a 3/8" wide mounting slot & 1/4" shifter rod mounting hole. Arm works with most transmissions
ALL 54118 Shifter Arm

BRINN ORIGINAL TRANSMISSION



The 2-speed direct drive transmission allows you to remove the bellhousing style clutch assembly and throw out bearing to reduce rotating weight. A low gear ratio of 1.88 to 1 used in the pits and 1 to 1 ratio is used to race. The 2.29 to 1 ratio reverse gear does not mesh to any other gears while in the forward gears to save even more rotating weight. Includes Aluminum Case..
BRI 70001 Standard

BERT TRANSMISSION



BER LMZB Aluminum without Drive Flange & Shifter

BERT SECOND GENERATION TRANSMISSIONS



At only 37 lbs for the slip yoke transmission and 41.5 for the revolutionary ball spline option, the second generation is the lightest low drag circle track transmission. The second generation Bert transmission produces 50% less rotating weight.
BER SGI 300 Standard
BER SGI 500 Ball Spline

SHIFTERS



OCT 03-2001 Black With Lock Shifter and Linkage
OCT 03-2011 Black No Lock Shifter Only
OCT 03-2015 Black 2 Lever

SHIFTER ROD ASSEMBLY

Kit includes on 24" x 3/8" aluminum rod, 1 RH thread 3/8" male rod end with jam nut and a LH thread 3/8" male rod end with jam nut.
OCT 01-363824K Assembly
OCT 01-363825 24"x3/8" Rod Only

FALCON LATE MODEL TRANSMISSION



GM Saginaw Length. Aluminum case, weighs 43lbs.
MAV 60100A Transmission

FALCON SERVICE PARTS



Falcon Transmission Clutch Pack Hub 36 Tooth w/ Aluminum Insert
MAV 61734-36 Clutch Pack Hub
 Falcon Transmission Clutch Gear
MAV 61735 Clutch Gear
MAV 61736-1 Steel Clutch Spacer
MAV 61741 Sliding Gear
MAV 62278 Idler Gear Shaf
MAV 62320 Crank Shim SBC/BBC .036"
MAV 62321 Crank Shim SBC Late .036"
MAV 62348-18 Falcon Coupler
MAV 62350-18 New Chevy Drive Flange 18-Spline
MAV 62407 Input Collar
MAV 62409 Input Shaft 10 to 18 Spline
MAV 62446 HTD Crank Coupler, 24 Tooth 18-Spline
MAV 62447 Chevy Crank Couple 10-Spline with HTD, 22 Tooth
MAV 62822-2 Falcon Rebuild Kit. Includes Clutches, Steels, O-Rings and Gaskets
MAV 62823-2 Falcon Rebuild Kit. Complete w/ Clutches, Steels, O-Rings Gaskets & 12 Bearings
MAV 62873 Rollerside Sliding Shaft
MAV 62874 Roller Slide Yoke
MAV 62901 Input Shaft 18 to 18 Spline
MAV 67257 Rear Seal
MAV 67282V Rear Seal Roller Slide
MAV 67482 Clutch Piston O-Ring
MAV 67574 Extension Housing Bearing
MAV 67691 Real Seal Retaining Snap Ring Drain plug for Winters Seal transmission. 6 an male thread, allen head, steel, zinc oxide
MAV 68727 Stud Kit for Maverick Bellhousing
MAV 68961 Roller Slide Breather Fitting
MAV 68962-24 Roller Slide Breather Hose 2'
MAV 68973 Roller Slide Breather Clamps Pair
MAV 7874S Drain Plug

ORDER ONLINE ANYTIME
WWW.POSKE.COM

61K KIT & COMPONENTS



Kit includes 1 thick and 1 thin O-ring
BER 61K-1 Thick O-Ring for 61K
BER 61K-2 Thin O-Ring for 61K
BER 61KR Rebuild Kit for 61K

OCTANE BRINN TRANSMISSION REBUILD KIT



This rebuild kit includes: 4 - BRI 71003 O-Ring, 1 - BRI 71011 Oil Seal, 1 - BRI 71012 Bushing, 1 - BRI 71016 Clutch Spring, 5 - BRI 71017 Steel Disc, 6 - OCT 05-3010 Friction Disc, 2 - BRI 71026 Clutch Pack Needle Bearing, 1 - BRI 71035 O-Ring, 1 - BRI 71040 Rear Seal & Bushing, 1 - BRI 71046 O-Ring, 1 - BRI 73009 Thrust Race, Intermediate Shaft, 1 - BRI 71010 Snap Ring and 1 - BRI 70046 Clutch Assembly Wire Tool.

OCT 05-3020 Rebuild Kit

OCTANE BRINN HD CLUTCH DISC



Heavy Duty Metallic friction disc, six required. Universal to all Brinn transmissions.
OCT 05-3010 Each

BRINN COMPONENTS



BRI 70046 Clutch Assembly Wire, Tool, Steel
BRI 71003 O-Ring
BRI 71010 Snap Ring, Steel, Natural
BRI 71011 Input Shaft Seal
BRI 71012 Bushing, Input, Brass
BRI 71017 Steel Clutch Pressure Disc
BRI 71016 Clutch Release Spring
BRI 71018HD Heavy Duty Clutch Disc
BRI 71026 Needle Bearing
BRI 71035 O-Ring, Piston
BRI 71046 O-Ring
BRI 71040 Rear Seal and Bushing
BRI 71063 O-Ring, Rubber
BRI 73007 Clutch Spacer, Aluminum
BRI 73009 Thrust Washer, 0.201" 1.122" Thick Gear Count 18/35 ID 0.625"
BRI 79091 Idler Gear

MAXIMA SYNTHETIC BERT/BRINN ATF

Full synthetic formula with technologically advanced anti-wear and extreme pressure additives, protecting the transmission in high-stress environments.
MAX 49-01901 Quart



BERT BALL SPLINE PARTS

BER 003-01 Output Shaft Tube
BER 003-02 Front Bearing Snap Ring
BER 003-03 Ball Spline Front Bearing
BER 003-04 Ball Spline Thrust Washer .090"
BER 003-06 Ball Spline Rear Snap Ring
BER 003-08-B Ball Spline Retainer - New Style Double Seal
BER 003-10 Ball Spline Rear Yoke Washer
BER 003-12 Ball Spline Bolt 3/8"-24 x 1-1/2" Bolts on Yoke
BER 003-13 Ball Splined Yoke
BER 003-14 Ball Spline Stop Washer
BER 003-15-B Ball Ring Seal Inner
BER 003-15-KG Ball Spline Seal Yellow with Grease Fitting
BER 003-16 Ball Spline Tailhousing Seal
BER 003-17 Ball Spline Needle Roller Bearing
BER 003-18 Ballspline Shaft
BER 003-19 Wear Ring Ball Spline
BER 003-20 Wear Bushing Support
BER 003-7 Ball Spline Balls
BER 003-9 Ball Spline Allen Cap Screw, each
BER 003-9A Lock Washer for 003-9, each

BERT OVERHAUL KITS



Ballspline Single Seal Overhaul Kit Includes: 1-003-15-Kg, 12-003-7, 1-003-19. Ballspline Double Seal Overhaul Kit Includes: 1-003-15-B, 1-003-15-Kg, 12-003-7, 1-003-19.
BER 93 Master Overhaul Kit
BER 003-98 Ballspline Single Seal
BER 003-99 Ballspline Double Seal

BERT BASIC REBUILD KIT



Basic Rebuild Kit Includes: 1-26HD-6PK, 1-15, 1-29, 2-49, 1-60HD, 1-65, 2-71.
BER 91 Basic Rebuild Kit

FALCON ROLLER SLIDE TRANSMISSION REBUILD KITS

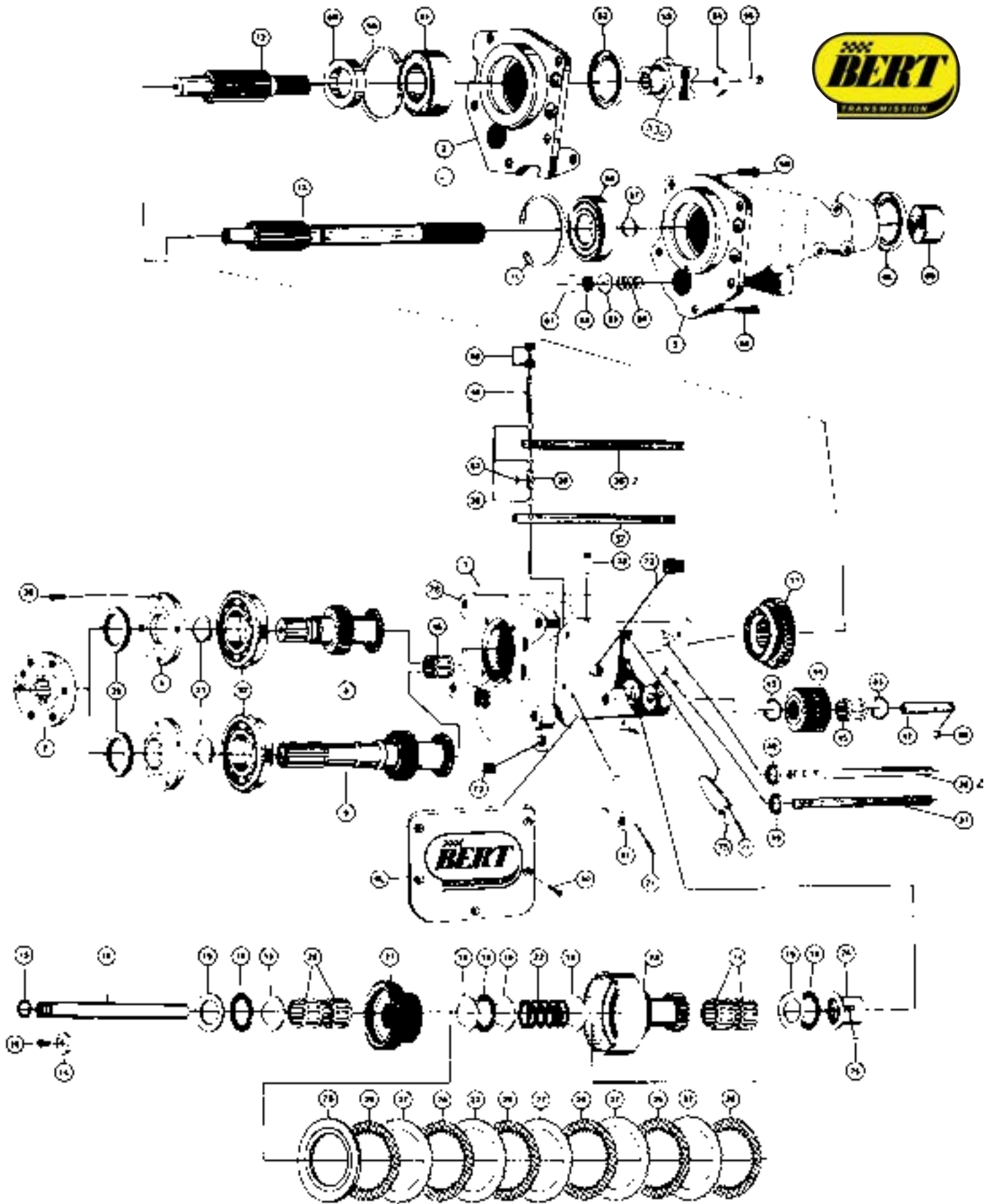


MAV 63476-2 Basic Rebuild Kit
MAV 63477-2 Complete Rebuild Kit

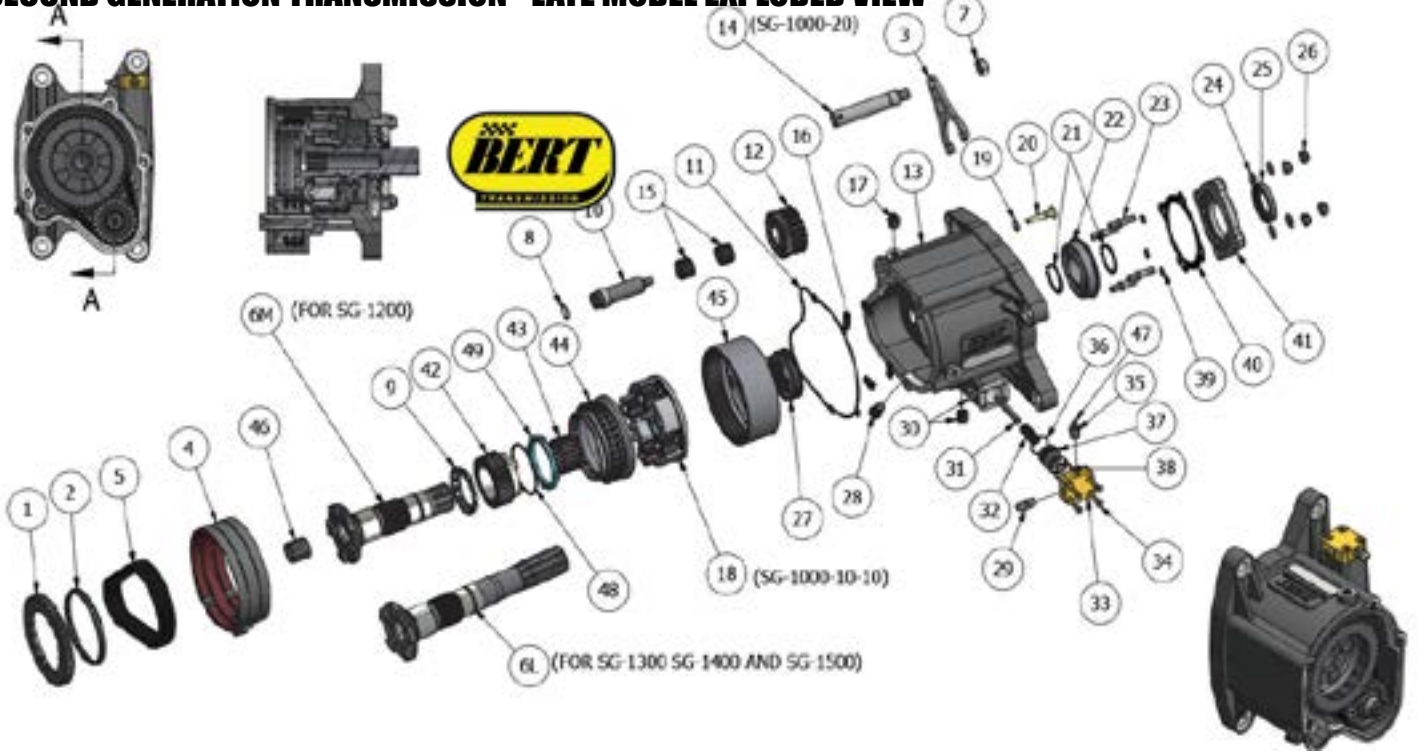
BERT DIAGRAM BREAKDOWN

1. Main Casting
3. Tail Housing (Late Model)
- 4L. Side Cover (Late Model)
5. Front Seal Cover (Short Input)
7. Drive Flange
9. Input Late model *(9Z)
11. Direct Slider *(11 Z)
12. Output Modified
13. Output Late Model
14. Counter Shaft Locking Washer
15. O Ring
16. Counter Shaft
18. Thrust Needle Roller
19. Thrust Washer A .030 B .060 C .090
20. Cage Needle Roller (3/4")
21. Front Counter Gear
22. Spring Counter
23. Rear Counter Gear
24. Push Sleeve
25. Push Sleeve Key
26. Clutch Disk
- 26HD-6PK. 6 Pk HD Clutches
27. Steel Clutch
28. Button Head Screw 5/16" X 1/2
29. Front Oil Seal. Bolt 5/16 X 1
31. Snap Ring-Input Shaft
32. Front Input Bearing
33. Air Vent
36. Low & Direct shifting Rod *(BERT logo)
37. Reverse Shifting Rod
38. Detent Ball
39. Detent Spring
40. Detent Spring High-Gear
41. Shifting Fork Direct Drive
43. Snap Ring Idler Gear
44. Reverse Idler Gear
45. Cage Needle Bearing
46. Snap Ring (Late Model)
47. Reverse Idler Shaft
48. Woodruff Key
49. Seal
52. Rear Oil Seal
53. Yoke
- 53c. Yoke (Closed Drive)
54. Rear Yoke Washer
55. Bolt 3/8NF X 1 1/4
56. Output Bearing (Late Model)
57. Snap Ring (Late Model)
58. Hex Socket Cap Screw 7/16 NCX1 1/4
59. Cap screw 7/16 NC X 1 1/4
60. Extension Bushing
61. Piston 1 3/8
62. Break Cup 1 3/8
63. Break Cup Extender
64. Spring
65. Rear Oil Seal
66. Clutch Master
67. Interlock Pin
69. Output Spacer
70. Clutch Spacer
71. Fork Retaining Pin
72. Magnetic Plug
73. Drain Plug
74. Cage Needle Bearing
75. Reverse Shifting Fork
76. Frost plug 3/4
77. Shifter detent Ball (Modified)





SECOND GENERATION TRANSMISSION - LATE MODEL EXPLODED VIEW



PART NUMBERS IN RED ARE AVAILABLE BY SPECIAL ORDER

#	Part #	Description	Qty
1	SG 1029	Reverse Gear	1
2	SG 1031	Reverse Bearing (Seal Together with SG-1061)	1
2a	SG 1061	Steel Ball 3/16	1
3	SG 1017	Selector Fork	1
4	SG 1030-02	Bert Band (Together with SG-1030-01)	1
4c	SG 1030-01	Band Anquer	1
5	SG 1076	Double Row Chain	1
6M	SG 1002	Input Shaft (For SG-1200)	1
6	SG 1003	Input Shaft Late (For SG-1300, SG-1400, & SG-1500)	1
7	SG 1056	Hex Nylon Lock 1/2-20 UNF	1
8	SG 1079	O-Ring OD 3/4 ID 5/8 with 1/16	1
9	SG 1032	Carrier Truste Support Bearing	1
9b	SG 1060	Steel Ball 5/1 E	1
10	SG 1027	Reverse Gear Shaft (Sale Together with SG-1034)	1
11	SG 1038	O-Ring Casting (In Develop)	1
12	SG 1028	Reverse Idler Gear	1
13	SG 1001	Main Casting	1
14	SG 1000-2C	Front Fork System Sub Assembly	1
15	SG 1057	Needle Bearing 20 x 24 x 17	2
16	SG 1021	Trust Washer	4
17	SG 1068	Breather	1
18	SO-BOO-B-IC	Carrier Sub Assembly	1
19	50-1054	O-Ring CD 9/16 Wall 1/16	1
20	50-1022	Front Fork Support Screw	1
21	50-1080	External Retaining Rings, 5160-137	2
22	50-1053	Input Shaft Bearing	1
23	SG 1037	Front Cover Stud	4
24	SG 1156	Flat Washer 5/16	4
26	SG 1258	Hex Nylon Lock 3/8-24 UNF	4
27	SG 1006	Sun Gear Selector	1
28	SG 1033	Band Anchor Stud	1
29	SG 1064	Servo AN Adapter	1
30	SG 1063	Magnetic Drain Plug 1/4 NPT	2
31	SG 1019	Band Anchor Shaft	1
32	SG 1078	Piston Return Spring, OD 5/8 x 1-1/4 x wC069 x 1.09	1
33	SG 1020	Servo Cover	1
34	SG 1066	Flat Head 82 Deg #10-24 UNC x.750	4
35	SG 1065	Servo Bleed Adapter (Sale Together with SG-1067)	1
36	SG 1081	O-Ring 1/16 x 1.0 (A.P.D.N.)	1
37	SG 1018	Servo Piston	1
38	SG 1077	O-Ring 3/32	2
39	SG 1082	Stud O-Ring	4
40	SG 1039	Front Gasket	1
41	SG 1004	Front Cover	1
42	SG 1012	Sun Gear	1
43	SG 1069	Needle Bearing 40 x 45 x 27	1
44	SG 1009	Low and Reverse Carrier	1
45	SG 1007	Carrier Crown	1
46	SG 1058	Needle Bearing WJ 12x16x16	1
47	SG 1067	Servo Bleed Adapter Plug	1
48	SG 1016	Sun Gear Trust Ring	1
49	SG 1011	Carrier Support	1



TAIL TUBE COMPLETE ASSEMBLED



For SG-1300: Includes-SG-1303,SG-1304,SG-1356,SG-1354,SG-1357
BER SG-1303K..... Tail Tube

SECOND GENERATION TRANSMISSION COMPONENTS



BER SG1030K..... Clutch Band
BER SG1101..... Gear Selector

ALUMINUM DRIVESHAFTS



3.0" OD x .125" 6061-T6 Forged Aluminum Yokes with 1310 Spicer U-Joints Included. Balanced and rebuildable. Come with No Yokes
COL 16606.....37.5"
COL 16608.....38.5"

HEAT TREATED SLIP YOKES



MAV 62946-7.....7" Slip Yoke 1310
MAV 62946-8.....8" Slip Yoke 1310
MAV 62946-9.....9" Slip Yoke 1310

QUICK CHANGE YOKE



OCT 03-3533..... Winters, Frankland, DMI
OCT 03-3530..... 1" Longer
OCT 03-3540.....Winters, DMI, Tiger, PEM

FAST SHAFTS CARBON FIBER DRIVESHAFTS



FAS 2CFST10X10-325.....32.5" X 2.25" OD w/ Steel Ends
FAS 2CFAL10X2-315.....32.5" X 2.25" OD w/ Aluminum Ends
FAS 3CF10X10-37.....37" x 3.25" OD
FAS 275CF-10X10345.....34.5" X 2.75" OD w/ Extra Clearance
FAS 275CF-10X1037..37" X 2.75" OD w/ Extra Clearance

2" HD STEEL DRIVE SHAFTS



2" Fully balanced and include 1310 series U-joints
FAS 209510X10-37.....37" X .095"
FAS 209510X10-38.....38" X .095"
FAS 212010X10-28.....28" X .120"
FAS 212010X10-285.....28.5" X .120"
FAS 212010X10-295.....29.5" X .120"
FAS 212010X10-305.....30.5" X .120"
FAS 212010X10-31.....31" X .120"
FAS 212010X10-32.....32" X .120"
FAS 212010X10-325.....32.5" X .120"
FAS 212010X10-33.....33" X .120"
FAS 212010X10-34.....34" X .120"
FAS 212010X10-35.....35" X .120"

8" LONG SLIP YOKE



Used for 1310 Series U-Joint. A Must for 4-Link Suspensions that have Extreme Travel.
OCT 03-3008.....8"
OCT 03-3009.....8" Heat Treated/Polish
OCT 03-3010.....8" Extra Clearance

MOROSO SOLID TRANNY MOUNT



Fits 1958-88 Chevy except 1982-92 Camaro/Firebird, fits Powerglide, TH-350,TH-400, & all Borg-Warner, Muncie, Saginaw, Chrysler 4-Speed & Doug Nash 5-Spds.
MOR 62600.....Solid Tranny Mount

DRIVELINE PARTS

U-joint Bolts. Fits Spicer 5-153X U Joint and Winters QC Yoke
SPI 2-94-28X..... Pair Universal Joint. 3-5/8" X 3-1/4"
SPI 5-134X.....Universal Joint Universal Joint. 3 -1/4" x 3-1/4". Fits Small Ford 9", Ball Spline and Winters QC
SPI 5-153X.....Universal Joint

U-BOLTS

Winters Long U-Bolts for Quick Changes.
OCT 03-4228..... Pair



OCTANE CHEVY U-JOINT



Solid Body 1310 U-Joint
OCT 03-4152..... U-joint

EXTRA LONG BELLHOUSING DOWELS

1.5" Long.
OCT 05-2010.....Sold in Pairs



PILOT BUSHINGS

OCT 05-3004..... Pilot Bushings



ORDER ONLINE ANYTIME
WWW.POSKE.COM
CALL TO ORDER OR TECH
1-304-428-5000



PREMIUM DOUBLE PASS RADIATORS



Aluminum Double Pass Radiators includes right side bung for Screw in Top Fitting. Inlet screw-in fitting is sold separately.

- OCT 09-9733 19 X 24 Chevy
- OCT 09-9735 19 X 26 Chevy
- OCT 09-9724 19 X 28 Chevy

RADIATOR INLET FITTINGS FOR OCTANE PREMIUM RADIATOR



- OCT 09-9838 .. 1-1/2" Hose Barb to -20 O-Ring
- OCT 09-9839 16 AN to -20 O-Ring
- OCT 09-9840 20 AN to -20 O-Ring

RACING RADIATORS



- FSR 2719FS2.....Single Pass 19"x 27-1/2" Ford
- FSR 2419D2.....Double Pass 19"x 24"
- FSR 2619D2.....Double Pass 19"x26"
- FSR 2719D2Double Pass 19"x 27-1/2" Chevy
- FSR 2719S2.....Single Pass 19"x 27-1/2" Chevy
- FSR 2719SF2-16FORD.....Ford 19" x 27-1/2" (2) 16AN Fitting
- FSR 2719T2.....Triple Pass 19"x 27-1/2"
- FSR 2719D2-16 Double Pass 19" x 27-1/2" #16 Upper Fitting
- FSR 2719DF2 .. Ford Double Pass 19" x 27-1/2"
- FSR 2719D2-20 Double Pass 19" x 27-1/2" #20 Upper Fitting
- FSR 2719D1-20-R.....XR1 Rocket Double Pass 19"x27x1/2" #20 Fitting

MRD100 SPEC-R 160° THERMOSTAT

Racing Thermostat
OCT 09-6060Thermostat



HONEYCOMB RADIATOR TIE KIT

Mounting Kit For Honeycomb
ALL 30085 ...Honeycomb Kit



RACING RADIATORS



- Designed for High Pressure Late Model and Modified cooling systems.
- Fins with the Maximum louvers per fin for added heat dissipation
- Stamped and Reinforced Aluminum tanks for rigidity and durability
- High Capacity 1 inch Aluminum tubes for greater cooling carrying capacity to bring out more BTU, you have to have coolant in the tube in significant volume to have heat removed.
- Solid design side channels and mounting flanges for maximum strength and the ability to mount anywhere.
- All Welded Construction. The fins are welded to the tube, the tube to the header plate, the header plate is welded to the tanks and the filler neck is welded.
- 2 row tube construction means only 1 space between the tubes for maximum tube to fin contact.
- A Billet All Aluminum Anodized Filler Neck for maximum durability
- Heavy Beaded Hose connections stay sealed and won't crack. The Inlet for all applications is 1-1/2" and the Outlet is 1-3/4"
- LENGTH IS OVERALL

- OCT 09-9672 19x28 Ford Single Pass
- OCT 09-9674 19x28 Ford Single Pass
- OCT 09-9679 19x22 Chevy Single Pass
- OCT 09-9675 19x26 Chevy Single Pass
- OCT 09-9676 19x28 Chevy Single Pass
- OCT 09-9677 19x31 Chevy Single Pass
- OCT 09-9624 19x28 Chevy Dbl Pass
- OCT 09-9633 19x24 Chevy Dbl Pass
- OCT 09-9635 19x26 Chevy Dbl Pass
- OCT 09-9691 19x28 Chevvr Triple Pass

STAINLESS RADIATOR CAPS



OCT 09-802422-24 lb.

RACING RADIATOR CAP

OCT 09-8040 38-42#
OCT 09-8027 Lever 21-25#



RACING RADIATOR CAPS



Fits standard-size radiator filler necks. Increases the boiling point to improve heat transfer.

- MOR 63324..... 23-25 lb.
- MOR 63332..... 31-33 lb.



28"X19" DOUBLE PASS RADIATOR

Longhorn Aluminum Radiator
- Top Right AN Style Inlet,
Lower Right Angled Outlet,
(1) 1/4" NPT, (1) 1/2" NPT, (1)
3/4" NPT, 13.10 lbs. Empty
* 21-24 lb. Radiator Cap not included!



BSC 400-40214AN-A.....Radiator

BLACK LIGHTWEIGHT DUAL PASS RADIATOR



ALL 30345 19x26 Single Row
ALL 30346 19x28 Single Row



SCREEN COVERS



24x19 Fits
Rocket Chassis
Shaker Panel Flat Screen With New Cornered Attachment System."

OUT 11-2793-12 24"x19"



MODIFIED SHAKER SCREEN KIT

Radiator Speed Screen & Vinyl Frame With Loops For Attaching. Fits Modified Stock Front Clips.



OUT 11-2332-12Kit
OUT 11-2334-12Replacement Screen

LATE MODEL SHAKER SCREEN KITS



19X27 Radiator Guard, Rayburn and GRT
OUT 11-2326-12Radiator Guard
OUT 11-2327-12Replacement Screen



SHAKER SCREEN



ALL 30160 Shaker Screen





ALUMINUM FAN SHROUD KIT



This Octane Racing fan shroud kit is for use with engine driven fans on aluminum radiators. This kit includes 1 fan shroud, 1 fan ring, 6 shroud to fan ring mounting brackets, 18 stainless steel machine screws and self locking nuts, and 1 flat tab.

- Features a 3" collar that can be trimmed to fit
- Offers choice of fan positioning - off center, side to side, and above radiator
- Includes fully formed shroud of .063" lightweight aircraft aluminum
- Adjustable collar, adjusts for 15-20" fan diameters

OCT 09-4020For 22" Radiator
OCT 09-4021For 26" Radiator
OCT 09-4022For 28" Radiator
OCT 09-4023For 31" Radiator
OCT 09-4024For 24" Radiator

MOROSO EXPANSION TANK



Billet filler neck 1-1/2 qt. capacity, 3-5/8" deep.
MOR 63651 Tank

JOES EXPANSION TANKS



A JOES Expansion Tank will help keep your engine cool! A 1/4" NPT fitting is welded in at the top for an air bleed line, a 1/2" pipe fitting for a line to your water pump is near the bottom and an 1/8" fitting for water overflow is provided in the 6061-T6 billet aluminum filler cap housing. Fabricated from 5052 aluminum. Recovery Tank, Coolant, 5-1/4 x 2-3/4 x 6-1/4 in Tall, 1/4 in NPT Inlet, 1/2 in NPT Outlet, Aluminum, Tank holds .28 US Gallons or 1.06 liters of fluid, approximately.

JOE 45002 1-1/2" Clamp Mount
JOE 45010 Sheet Metal Mount

RADIATOR REPAIR KIT



OCT 09-9601 Repair Kit

SBC ALUMINUM SHORT WATER PUMPS



SBC Aluminum 3/4" Short Shaft Water Pump
OCT 09-5625 Short Shaft
SBC Alum Water Short Shaft Pump 3/4" Pilot, 3/8" NPT Bypass Ports, Cam Stop Hardware Included
OCT 09-5626 Short Shaft w/Bypass Ports

VICTOR SB-CHEVY ALUMINUM WATER PUMPS



Edelbrock Aluminum Short Water Pump 3/4" Shaft
EDE 8817 3/8" NPT Aux Fittings
EDE 8819 #10 AN Female Aux Fittings

SBC WATER PUMP SPACER KIT



Sold as a pair and includes gaskets.
OCT 09-5630 1/8"
OCT 09-5650 3/8"

WATER PUMP SPACER KIT



Small Block and 90° V6 Chevy.
Converts No. 63500 or No. 63505 short water pump to the longer late-model design.
MOR 63510 Spacer Kit

1/2" FAN SPACER



ALL 30180 Aluminum

BILLET FAN SPACERS



Fan Spacers Include All Bolts and Washers
OCT 09-1010 1"
OCT 09-1015 1.5"
OCT 09-1020 2"
OCT 09-1025 2.5"
OCT 09-1030 3"
OCT 09-1035 3.5"

STAGE 2 SBC WATER PUMP



The Stage 2 Pumps are the least expensive aluminum pumps and have the following features:

- Equal flow to left and right cylinder heads
 - High flow and pressure
 - 356-T6 heat treated aluminum specially ribbed casting
 - Precision ground fan hub with dual bolt pattern
 - Zinc-plated rear cover and bolts
 - Two 1/2" NPT auxiliary inlets
 - Machined for cam stop bolt (3/8-24)
 - This casting also has extra material between the mounting holes to allow external pressure lines to be added
- STE 22103 5/8" Shaft
STE 22203 3/4" Shaft




STAGE 3 SBC WATER PUMP




The Stage 3 has been Stewart's most popular pump for over 10 years.

- Equal flow to left and right cylinder heads
 - High flow and pressure
 - 356-T6 heat treated aluminum specially ribbed casting
 - Zinc-plated rear cover and bolts
 - Two 1/2" NPT auxiliary inlets
 - Precision ground 1/2" steel billet fan hub with dual bolt pattern for perfect pulley alignment
 - Fan hub set screw for positive positioning.
- STE 32200 Stage 3



WATER PUMP PULLEY SHIMS



Universal Water Pump Shim Kit. Kits Provide Proper Drive Belt Alignment with Water Pumps. Shims are Installed Between the Water Pump Pulley and Water Pump Hub. Kit Contains (2) 1/16" Spacers and (1) 1/8" Spacer. Fits All GM and Ford Water Pumps with Either a 3/4" or 5/8" Shaft.

OCT 09-5550 Pulley Shims

PULLEY SHIM KIT



Pulley Shim Kit for shimming crank pulleys. Comes with 3 Aluminum Shims.

CAN 74-900 Shim Kit



ORDER ONLINE ANYTIME
WWW.POSKE.COM
CALL TO ORDER OR TECH
1-304-428-5000

SWIVEL THERMOSTAT HOUSINGS



- OCT 09-6015 15° Chrome
- OCT 09-6003 40° Chrome
- OCT 09-6009 90° Chrome
- OCT 09-6004 Black 40°
- OCT 09-6010 Black 90°
- OCT 09-6016 Black 15°
- OCT 09-6020 Black -20AN
- OCT 09-6000 Replacement O-Ring

PETERSON SWIVEL WATER NECK



Necks swivel 360° for exact hose alignment. Viton seals are used internally & the flange is O-Ring sealed. Hard coat anodizing for improved wear & a secondary locking pin for fitting retention. Must use a spacer with thermostat.

PTR 10-2120 For #20AN Hose

WATER FILL NECKS



Bleeder water neck provides a positive way to make sure all air is bled out of the engine.

Works with systems where an expansion tank is used as a fill point.
CAN 80-110 Bleeder Top Only

OCTANE BILLET ALUMINUM WATER RESTRICTOR

This anodized aluminum flow restrictor from



Octane Racing mounts in the lower radiator hose right at the radiator's outlet neck. It's designed to produce much less turbulence in the water flow and improved cooling.

- Mounts in lower hose at radiator outlet neck
 - .750 diameter restrictor hole
 - Less turbulent restriction for improved cooling
- OCT 09-5250 Fits 1.75" Dia Neck

GATES RADIATOR HOSES

- GAT 25480 20" Lower 1.5" Hose
- GAT 26502 16" Lower 1.75" Hose
- GAT 26611 19" Lower 1.75" Hose



BOLT-ON WATER NECK



- SBC Filler Neck
- JOE 36060 20 AN
 - JOE 36050 16 AN

MOROSO BOLT-ON WATER NECK



- Filler Neck with 16 AN Fitting
MOR 63473 Water Neck

CANTON BOLT-ON FILLER NECK

Filler neck flange accepts a standard radiator cap and fits Chevy intakes. It can also be used as a replacement top for Canton Racing Products water necks.



- CAN 80-090 Filler Neck

WATER NECK RISERS



- 1" riser, available in solid or with 6AN ports.
OCT 09-6100 Solid
OCT 09-6105 -06AN Ports
OCT 09-6106 1.25" w/1/2" & 2x3/8"

RADIATOR HOSE FILLER



- MOR 63730 1-1/2" to 1-1/2" Hose

WATER OUTLET RESTRICTORS



Anodized aluminum flow restrictors mount under the water outlet on the intake manifold. Designed to produce much less turbulence in the water flow & improved cooling. Set includes 3 plates with 5/8", 3/4", and 1" ID Holes for Optimum Coolant Flow. Restrictors are 2 1/8" OD.
OCT 09-5500 Outlet Restrictors

FEL-PRO THERMOSTAT HOUSING GASKET



- FEL 35062 Gasket



FAN BLADES

These composite fans with a 5/8" diameter center bore and standard bolt pattern are a direct replacement for the old steel fans. They have been competition tested and used by the best in the industry.

- GPS FC-10000 17" Max Air 6 Blade
- GPS FC-10001 17" Crate 3 Blade
- GPS FC-10006 15" Max Air 6 Blade

HIGH PITCH 4 BLADE FANS



- OCT 09-1515 15" Fan
- OCT 09-1518 18" Fan
- OCT 09-1519 19" Fan



OCTANE GM STYLE 19" 4 BLADE HIGH PITCH FAN



- OCT 09-1520 19" Fan

ALLSTAR STEEL FANS



- ALL 30102 15" 6 Blade Steel
- ALL 30103 17" 6 Blade Steel

ALLSTAR MECHANICAL COOLING FAN



- Mechanical Cooling Fan
- 17 in Fan - 6 Blade - 5/8 in Pilot - Universal Bolt Pattern - Nylon - Black
ALL 30094 17" Fan
ALL 30095 18" Fan

ORDER ONLINE ANYTIME
WWW.POSKE.COM

BRASS TEMPERATURE ADAPTER FITTING



- QUI 611-904 1/2" to 1/8" NPT



JONES RACING FANS AND COMPONENTS



- 17" Bolt-on Race Fan Blade
JON WP-9104-17-FB.....Fan Blade
- 5" 2 to 6 Blade Race Fan Hub 5/8 Hole
JON WP-9104-RF-FH.....Fan Hub
- Race Fan Bolt Kit for 1 Blade
JON WP-9104-H3-BK1 Bolt Kit
- 17" 3-Blade Pre-Assembled Racing Fan with Universal Hub, 3 Blades and Hardware
JON WP-9104-RF3-17 Pre-Assembled Fan
- 17" 4-Blade Pre-Assembled Racing Fan with Universal Hub, 4 Blades and Hardware
JON WP-9104-RF4-17 Pre-Assembled Fan
- 19" Bolt-on Race Fan Blade
JON WP9104-19-FB.....Fan Blade
- 17" 2-Blade Pre-Assembled Racing Fan with Universal Hub, 2 Blades and Hardware
JON WP-9104-RF2-17 Pre-Assembled Fan
- 19" 2-Blade Pre-Assembled Racing Fan with Universal Hub, 2 Blades and Hardware
JON WP-9104-RF2-19 Pre-Assembled Fan
- 19" 3-Blade Pre-Assembled Racing Fan with Universal Hub, 3 Blades and Hardware
JON WP-9104-RF3-19 Pre-Assembled Fan
- 19" 4-Blade Pre-Assembled Racing Fan with Universal Hub, 4 Blades and Hardware
JON WP-9104-RF4-19 Pre-Assembled Fan

WATER PRESSURE WARNING LIGHT KIT



Light comes on if you have a sudden loss of coolant pressure like a punctured radiator or burst hose. Helps prevent expensive engine damage Kit includes sender, light, wire, and terminals.
LON 52-40141 Kit

WATER PRESSURE SENDING UNIT



LON 52-43241 Sending Unit

WATER WETTER SUPERCOOLANT

A unique wetting agent for cooling systems which reduces coolant temperatures by as much as 30° F. This liquid product can be used to provide rust and corrosion protection in plain water for racing engines, which provides much better heat transfer properties than glycol-based antifreeze.



RED 80204 Supercoolant

SBC BILLET PULLEY SET



Fits SBC Short Water Pump Available in 25% Reduction or 1:1 Ratio.
OCT 09-6007 .25% Reduction
OCT 09-6008-1 No belts 1:1 Ratio
This belt Fits **OCT 09-6008-1** Pully Set
OCT 09-3058 30 5/8" V-Belt

HTD DRIVE BELTS



- GAT 5608M20** 560MM x 20MM
- GAT 5608M30** 560MM x 30MM
- GAT 5368M30** 536MM x 30MM
- GAT 6008M20** 600MM x 20MM
- GAT 6008M30** 600MM x 30MM
- GAT 6328M20** 632MM x 20MM
- GAT 6328M30** 632MM x 30MM
- GAT 6408M20** 640MM x 20MM
- GAT 6408M30** 640MM x 30MM
- GAT 7208M20** 720MM x 20MM
- GAT 7208M30** Winters Drive
- GAT 8008M20** 800MM x 20MM

SBC CRANK PULLEY SHIMS



OCT 09-5560062"
OCT 09-5561125"

COLEMAN BILLET ALUMINUM COATED PULLEYS

SBC Lower Pulley, 15% Reduction when used with DS 365



- COL DS-364** Lower SBC Upper Pulley, 3/4" Shaft
- COL DS-365-3** Upper SBC Upper Pulley, 5/8" Shaft, used with DS-364 No Reduction

MAXIMA OFF-ROAD COOLANT

Reduces and maintains lower operating temps, minimize power loss due to heat and prevents damage from excessive temps. Provides protection against rust, corrosion, cavitation and foaming while providing water pump & seal lubrication for steel, aluminum & magnesium engines.



MAX 89-83964 64 OZ
MAX 89-83505 5 Gallon Pail

GRATE SERPENTINE PULLEY KIT



Power steering and water pump serpentine kit for 602 or 604 GM Crate Engines. Complete with bracket & mandrel. 6% reduction & ultra low drag.
JON 1004-S-CE-6500 Kit



- JON 1020S** Serpentine Pulley Kit Upper & Lower
- JON 1035-S** Crate Serpentine Pulley Kit Rear Power Steering
- JON 1004-S-80** Serpentine Pulley Kit Front P.S. 25% Reduction
- JON 5PK-690HD** Serpentine Belt for JON-1035S
- JON 5PK-695HD** Serpentine Belt for JON-1020
- JON 6PK-850HD** Serpentine Belt for JON-1004S
- JON PS-6106-B-33** HTD 33 Tooth Power Steering Pulley
- JON 30MM44T** HTD Wide Winters Pulley

COOL-AIDE CONCENTRATE



Formulated to reduce engine temperatures and provides significantly better contact on heated surfaces allowing for greater and more efficient heat transfer. Mixes with water and antifreeze. For race use and does not offer freeze protection.
MAX 84916 16oz

ORDER ONLINE ANYTIME
WWW.POSKE.COM
CALL TO ORDER OR TECH
1-304-428-5000



DIRT LATE MODEL HEADERS


SBC Crate Motor for a Mastersbilt 1-5/8" to 1-3/4" with 3" Collector
SCH 141-505LVGCM-3 SBC Crate Motor
 SBC Crate Motor for a Rocket 1-5/8" to 1-3/4" with 3" Collector
SCH 141-525LVCM-3 SBC Crate Motor
 SBC Standard Heads 1-3/4" to 1-7/8" Standard Collector. MasterSbilt
SCH 142-505LVG SBC Standard Heads
 SBC Standard Heads. 1-3/4" to 1-7/8" Standard Collector. Rocket
SCH 142-525LV SBC Standard Heads
 SBC Standard Port Heads Masters Combo 1-3/4" to 1-7/8" Standard Collector
SCH 142-535LVG SBC Standard Port Heads
 SBC GM 18° Heads. 1-7/8" to 2" with Standard Collector. Rocket
SCH 143-525LV18 SBC GM 18° Heads

STREET STOCK HEADERS



1-3/4" Diameter With 3-1/2" X 8" Collector. Can Use Solid Side & Rear Mounts. Fits Angle Plug Heads. Will Not Clear Stock Manual Clutch Linkage.
SCH 186 SBC

BEYEA TRI-Y HEADERS



BEY DLMTY-18BD2 Brodix 18° Double Step Spreadport



SBC IMCA MODIFIED HEADERS

SCH 162 1 3/4" Diameter with 3-1/2" x 8" Collector
 Fits Harris
SCH 163-98H 1-7/8"-2" Dia with 3-1/2" x 9" Collector
SCH 163-98HSP Spread Port 1-7/8" - 2" Diameter with 3-1/2" x 9" Collector
 Fits GRT, Shaw, Harris, Hoffman, Jet, DirtWorks, BMS
SCH 1106 1 3/4" Dia. with 3-1/2"x8" SBC
 Fits GRT, Shaw, Harris, Hoffman, Jet, DirtWorks, BMS
SCH 1106SP Spread Port 1-3/4" Dia. with 3-1/2"x8"



Fits Lightening, Pierce, Hoffman, Dirt Works, Harris, Shaw, Jet and Fegers
SCH 1176 1-3/4" Dia. with 3-1/2"x8"
 Fits Lightening, Pierce, Hoffman, DirtWorks, Harris, Shaw, Jet and Fegers
SCH 1176VSP Spread Port. 1-3/4"-1 7/8" Dia. with 3-1/2"x9"
 Fits Hoffman, Jet, Dirt Works, Pierce, Victory, BMS
SCH 1186 1-3/4" Dia. with 3-1/2"x8"
 Fits Hoffman, Jet, DirtWorks, Pierce, Victory, BMS
SCH 1186SP Spread Port. 1-3/4" Dia. with 3-1/2"x8"
 Fits Hoffman, Jet, DirtWorks, Pierce, Victory, BMS
SCH 1186V18 GM 18°. 1-3/4" - 1-7/8" Dia. with 3-1/2"x9".

604 HEADER KITS & EXTENSIONS



Kits includes Headers, Mufflers and Extensions 604 Crate for Rocket
BEY DLM604-17-A Kit
 3"x10" Straight Extension
BEY DLM-EXT-L Left Side
 2.5"x10" Straight Extension for Crate
BEY DLM-EXT-L-2.5 Left Side
BEY DLM-EXT-R-2.5 Right Side
 2.75"x10" Straight Extension for Crate
BEY DLM-EXT-L-2.75 Left Side
BEY DLM-EXT-R-2.75 Right Side

BEYEA MUFFLERS

Lightweight Slip on with Turn Down
BEY MUF3-10 6"x3" for Crate
BEY MUF3.5 6"x3.5"
BEY MUF-2.5 6"x2.5" for Crate



STOCK CLIP HEADERS



1-3/4" Diameter with 3-1/2" x 8" Collector. Standard Exhaust Flange Fits Straight Or Angle Plug. Both Sides Over the Frame
SCH 156 SBC

SB-CHEVY MODIFIED HEADERS



SCH 1185 SB with Standard Heads

MUFFLERS

SCH 112535 11" X 3-1/2"
SCH 43035 3-1/2" Insert
SCH 63535 6" X 3 -1/2"
SCH 83030 8" X 3"
SCH 83535 8" X 3-1/2"
SCH 112530 11" x 3" Florida



MASTER ANTI-SEIZE AND HIGH TEMP SILICONE

A-P 7-1 Red High Temp Silicone





SCHOENFELD HEADER GASKETS



Sold individually.

- SCH 01500 1 5/8" SBC Standard Exhaust Round Port
- SCH 01501 1 5/8" SBC Standard Exhaust Square Port
- SCH 01510 1 3/4" SBC Standard Exhaust Oval Port
- SCH 01511 1 3/4" SBC Standard Exhaust D Port
- SCH 01533 18° Brodix Spread Port Exhaust (Trim to Fit)
- SCH 0156 SBC Crate Engine
- SCH 01780 CT525 Crate Engine
- SCH 01540 GM 18° Port
- SCH 01783 LS 7



SCHOENFELD LAMINATED GRAPHITE STEEL CENTER HEADER GASKETS



Clearanced for Spark Plugs & Center Water Bypass. Port Placement fits Standard or Raised Configurations. Sold individually.



- SCH 0153L 18° Brodix Spread Bore 7-Bolt
- SCH 0153S 1-3/4" SBC Std Port
- SCH 0153DT 18° Dart Aluminum Spread Port 7-Bolt
- SCH 0154GM 18° SBC 6-Bolt.

BEYEA HEADER GASKET



- BEY HG13AP 13 Degree 7 Bolt

PERFORMANCE HEADER GASKETS



- FEL 1406 SBC D-Port
- FEL 1409 SBC Brodix Spread Port
- FEL 1411 BBC Round Port
- FEL 1437 SBC SB2 Mirror Port



MISCELLANEOUS GASKETS

- FEL 2001 Collector Gasket 3"

SBC EXHAUST BLOCK OFF PLATE



- ALL 34214 Spread Port, Pair
- ALL 34212 Standard Port, Pair



EXTENSIONS, TURN-OUTS & ELBOWS



- SCH 3025 3" Dia Turn Out
- SCH 3525 3 1/2" Dia Turn Out
- SCH 3530 Reducer - 3-1/2" OD Inlet and 3" ID Outlet
- SCH 3045 3" Dia 45° Elbow
- SCH 3090 3" Dia 90° Elbow
- SCH 3545 3 1/2" Dia 45° Elbow
- SCH 3590 3 1/2" Dia 90° Elbow
- SCH 120030 12" X 3" Extension
- SCH 120035 12" x 3.5" Extension

OCTANE HEADER BOLTS



- OCT 05-6006 ... 12 Pk. 3/8" with 5/16" Head
- OCT 05-6007 14 Pk. 3/8" with 5/16" Head
- OCT 05-6008 12 Pk. for 525 Crate (LS1-LS7)

OCTANE BLACK HEADER WRAP



- OCT 05-6011 2"x 100' Roll

MOROSO HEADER BOLTS

3/8"-16 x 3/4" hex head bolt for small block, big block and 90 degree V6 Chevy engines small block Ford and other engines where a 3/8"-16 bolt is used.



- MOR 38710 16 pk



HEADER TAB KIT

Weld to headers to hold slip-on collectors in place or use to retain primary tubes on adjustable headers. Kit includes two pairs of tabs, two 1/4" bolts and two hex nuts. Two tabs are recommended to secure each collector. Tabs are .085" thick, 1" Tall Tabs x 2-1/2" Long (Combined 4" Long), 2-Pack



- ALL 60040 1" Tall Header Tab Kit

HEADER WRAP, HEAT SHIELDS, COATINGS AND ACCESSORIES



Header Wrap

- THE 11001 White - 1" x 1/16" x 50'
- THE 11021 Black - 1" x 1/16" x 50'
- THE 11022 Black - 2" x 1/16" x 50'

Heat Shields and Barriers

- THE 13500 Adhesive Backed Barrier 12"X12"
- THE 13575 Adhesive Backed Barrier 12"X24"
- THE 14001 36" X 40" Alum Barrier Blanket
- THE 14100 Cool-It Insulating Mat 24"X48"
- THE 14620 Sound & Heat Mat 60" X 36"

Thermo Sleeves

- THE 14005 3' - 1/4" to 1/2" OD Hose
- THE 14010 3' - 5/8" to 1" OD Hose
- THE 14015 3' - 1 1/8"-1 1/2" OD Hose
- THE 14500 Cool-Air Tube Heat Shield
- THE 17062 3' - 1/2" Flex Hose
- THE 17100 3' - 1" Flex Hose

Accessories

- THE 12001 Black High Heat Coating 11oz
- THE 12005 Heavy-Duty Spray Adhesive 16 oz
- THE 11248 8 Cyl Exhaust Jacket Kit
- THE 13101 V-8 Snap Strap Kit
- THE 13150 9" Snap Strap Kit (12)
- THE 15001 Turbo Insulating Kit - 4-Cylinder

ORDER ONLINE ANYTIME
WWW.POSKE.COM
CALL TO ORDER OR TECH
1-304-428-5000

HOLLEY MODEL 2300 CIRCLE TRACK CARBURETOR

500 cfm, Gasoline 2-barrel, Single Fuel Inlet, Dichromate, Circle Track, Universal Throttle Linkage Manual Choke, Center Hung Float Bowl, Universal Throttle Lever, 50cc Accelerator Pump.
HLY 0-4412CT..... Carburetor



HOLLEY CARBURETORS

650 CFM Four Barrel Zinc Finish. **Holley** Model 4160, Universal Calibration (1965-69), Electric Choke, Side Hung Float Bowls, Vacuum Secondaries and Power Valve Blow-out Protection.
HLY 0-80457S Carburetor



750 CFM Four Barrel. Model 4160, Universal Calibration, Electric Choke, Center Hung Float Bowls, Vacuum Secondaries, Power Valve Blow-Out Protection, Ford Automatic Transmission Kickdown, Chrome Fuel Line. Street Use
HLY 0-80508S Carburetor




WILLYS 4BBL GAS CARBURETOR

Carburetor, Circle Track, 4-Barrel, 750 CFM, Square Bore, No Choke, Mechanical Secondary, Dual Inlet, For 355-405 engines.
WLY WCD64002..... Carburetor



HVH SUPER LW SUCKER CARB SPACER

Super Sucker carburetor spacers are the most effective carburetor spacers ever developed. These carb spacers also properly distribute the air/fuel mixture to the manifold. Improvements in the throttle response, driveability, top end horsepower and torque are commonplace when using a Super Sucker
OCT 10-4150 1" 4-Hole LW Carb Spacer
OCT 10-4165 2" 4-Hole LW Carb Spacer



WEHRS RESTRICTOR PLATES

WEH WM301B..... Main Body 1" Tall
WEH WM301-0..... Open Insert 1" Tall
WEH WM301-1.0 Insert 1.00 Dia.
WEH WM301-1.125..... Insert 1.125
WEH WM301-1.250..... Insert 1.250



PHENOLIC CARB ADAPTERS

Adapts the Holley #R4412 carb to a stock GM 2-barrel intake, extending the length of carburetor barrels for improved fuel mixture and distribution while providing a heat barrier to insulate carburetor. Includes hardware & heli-coils.
CAN 85-050 Adapters
 Adapter/spacers increases the barrel lengths for improved fuel mixture. Includes hardware. 85-070 is adjustable front to back. Phenolic 1" spacer. Adapts Holley 4412 2BBL to Holley 4BBL manifold
CAN 85-060 Adjustable



CARB SPACER KIT

Includes spacer, gaskets, studs, nuts and washers.
OCT 10-4134 1" Plastic, 4-Hole
OCT 10-4136 1" Plastic, Open
OCT 10-4140 2" Plastic, Open
OCT 10-4145 2" Aluminum, Open



CARB GASKETS

OCTANE 5056
OCT 10-5049 Holley 500cfm 2-bbl
OCT 10-5050 Holly 2-bbl 500 CFM
OCT 10-5054Holley Open
OCT 10-5055 Holley 4-Hole
OCT 10-5056 Quadrajet



FEL-PRO CARB FLANGE GASKETS

FEL 1900..... Open Center
FEL 1901..... Four Hole



ORDER ONLINE ANYTIME
WWW.POSKE.COM
CALL TO ORDER OR TECH
1-304-428-5000

AED CENTER HUNG BOWLS

AED 5364S Primary Bowl
AED 5365SecondaryBowl



FUEL BOWLS

Holley
HLY 26-124..... Fuel Bowl Screw/Gasket Kit
HLY 134-105Secondary Fuel Bowl



CARBURATOR PRIMER BOTTLE
OCT 10-3005..... Bottle





CARBURETOR REBUILD KITS



Rebuild kits include every possible gasket & seal you'll need along with many parts not included in other kits like detailed instructions & a power valve. Available with red non-stick gaskets or reusable Buna gaskets for fuel bowl, metering block and bowl screws.

Rebuild Kit 4160 with Vacuum Secondary.

Fits vacuum secondary carbs (390-850 CFM),.

Replaces BG,P/N 190003 and Holley,

P/N's 37-119, 37-720, 37-754, and 37-1542

Q-F 3-200Kit

Q-F 3-201 ...Rebuild Kit 2300 2 Barrel (300, 500 CFM, Non-Stick)

Q-F 3-202Rebuild Kit 4150 Double Pumper

Q-F 3-204Rebuild Kit 4150 Alcohol 4 Barrel

QUICK FUEL SERVICE PARTS



Q-F 7-1 Brass Sight Plug & Gasket

Q-F 5-2 50CC Pump Cover Screw

Rubber Coated Aluminum Inlet Gasket

Q-F 8-2 Pr

Float Bowl Screw Nylon Gasket

Q-F 8-4 8-Pack

Q-F 8-5 Sight Plug Gasket

Q-F 8-8 Squirter Gasket

Q-F 8-12 Large Inlet Gasket

Q-F 18-11150 Alky Needle/Seat

Q-F 21-28 #28 Discharge Nozzle

Q-F 21-31 #31 Discharge Nozzle

Q-F 21-35 #35 Discharge Nozzle

Q-F 23-2 Accel Pump Check Valve

Q-F 8-167 N&S Nylon Adjustment Nut (pr)

Q-F 8-25 Non-Stick Power Valve Gasket

Q-F 8-134 Non-Stick Fuel Bowl Gasket Pr

Q-F 8-139 .Non-Stick Metering Block Gasket Pr

Open Center Design

Q-F 8-1102Holley Base Gasket

Four Hole Design

Q-F 8-1105Holley Base Gasket

Q-F 18-2 110 Needle/Seat

Q-F 18-3 120 Needle/Seat

Alcohol Compatible

Q-F 35-1250cc Pump Diaphragm

Q-F 35-1330cc Pump Diaphragm


MOROSO JET TOOL

Fits All Holley Type Jets.

MOR 62293.....



GENUINE HOLLEY ACCESSORIES



HLY 108-200Meter Block Gasket Set (2300, 4150, and 4160 Carbs)

HLY 108-203Metering Block Gasket Set (4165 Carb)

HLY 108-3 Throttle Body Gasket. 4150/4160 Carbs. Bore Size: 1-9/16 X 1-9/16

HLY 108-4 Air Cleaner Gasket 5" Dia. .060 Thick

HLY 108-7Throttle Body Gasket. Models 4150/4160 Carbs. Bore 1 3/4" X 1 3/4"

HLY 108-12..... Flange Gasket 4150-4160

HLY 108-83-2.....Bowl Gasket Secondary

HLY 108-89-2.....Metering Block Gasket

HLY 116-3..... Nitrophyl Center Hung Float

Big-Port-Adjusts 4.5 to 9 psi. High flow with one 1/2" NPT in and two 1/2" NPT out.

Mounting hardware included

HLY 12-704..... Mega Regulator

HLY 12-803..... High Pressure Regulator. 3/8" NPT Ports .220 Restriction. Includes Mounting Bracket. High Pressure (4-9psi)

HLY 12-804.....Low Pressure Regulator. 3/8" NPT Ports .220 Restriction. Includes Mounting Bracket. Low Pressure (1-4 psi)

HLY 12-807..... Regulator Diaphragm Repair Kit For Holly 12-803 & 12-804.

HLY 135-5.....Acc Pump Dia 30cc

HLY 135-7.....Acc Pump Dia 50cc

HLY 20-2..... Throttle Ball Stud Asst

HLY 20-41 Ford Transmission Kickdown Lever Extension. Used To Convert A 2 BBL. to A 4 BBL. Carb

HLY 20-88..... Throttle Spring Kit

HLY 26-25.....Swivel Fitting 5/16" Hose 9/16"-24 Thread

HLY 26-26.....Inverted Flare Duel Fuel Bowl Fitting 3/8"

HLY 26-115..... Tube Transfer

HLY 36-181..... Gas Jet Kit. 36 Pairs Ranging From .064 To .099.

HLY Gas Jets..... From .064-.099, 1/4-32 Thread

HLY Gas Jets..... From .064-.099, 1/4-32 Thread

HLY Gas Jets..... From .064-.099, 1/4-32 Thread

HLY Gas Jets..... From .064-.099, 1/4-32 Thread

HLY Gas Jets..... From .064-.099, 1/4-32 Thread

HLY Gas Jets..... From .064-.099, 1/4-32 Thread

HLY Gas Jets..... From .064-.099, 1/4-32 Thread

HLY Gas Jets..... From .064-.099, 1/4-32 Thread

HLY Gas Jets..... From .064-.099, 1/4-32 Thread

HLY Gas Jets..... From .064-.099, 1/4-32 Thread

HLY Gas Jets..... From .064-.099, 1/4-32 Thread



CENTER PIVOT BRASS FLOAT

Q-F 16-1Center Pivot Brass Float



OVAL TRACK CARB FLOATS



Fits Holley center-hung float bowl carburetors. Wedge Shape Compensates for the Action of Centrifugal Force on the Fuel and Ensures Proper Needle & Seat Operation Under the Most Severe Left-Cornering Conditions.

MOR 65432..... Carb Floats



ADJUSTABLE NEEDLES AND SEATS



HLY 6-504....."Viton" .110", Ea.
HLY 6-513....."Viton" .097" Off Road, Ea.
HLY 6-515-2....."Viton" .130" , Pair



NEEDLE AND SEAT HARDWARE KIT

Complete with nut, screw and gaskets.

AED 5120.....Kit



KRC CARBURETOR FITTINGS



Fits Holley Carbs. 8AN x 7/8"-20 and includes nylon washers.
KRC 4419 Sold in pairs.



CARB STUD KITS



Fits carbs with 1/2" thick flange base, 5/16"-18 and 24 x 1-3/8" long

MOR 37950.....Kit

Fits carbs with 1/2" thick flange base with a 1" spacer or with one or two 1/2" spacers, 5/16"-18 and 24 x 2-1/2" long.

MOR 37960.....Kit

Fits carbs with 1/2" thick flange base with a 2" spacer or with three or four 1/2" thick spacers 5/16"-18 and 24 x 3-1/2" long.

MOR 37961.....Kit

Fits carbs with 1/2" thick flange base with a 2" spacer or with three or four 1/2" thick spacers 5/16"-18 and 24 x 3-1/2" long.

MOR 37961.....Kit

CARB STUD KIT



OCT 10-2047..... 2" Length 4 PK
OCT 10-2050.....Carb Studs Fit 1-1/2" to 2" Spacer



ORDER ONLINE ANYTIME
WWW.POSKE.COM

ACCELERATOR PUMP CAM ASSORTMENT

Comes with 8 most popular pump cams for tuning.

Q-F 41-100.....Pump Cam Assortment



OCTANE CARB LINK BUSHINGS

OCT 10-2000.....Link Bushings



CARB LINKAGE BUSHING KIT

MOR 64920..... Fits Holley 4 bbl



HOLLEY VACUUM SECONDARY SPRING KIT

MOROSO
Holley Vacuum Secondary Spring Kit. Contains 7 Springs, color coded from Light to Heavy
MOR 65425..... Spring Kit



QUICK FUEL POWER VALVE PLUG

Comes with replacement gasket,
Q-F 25-1.....Power Valve Plug



POWER VALVES

Hi-flow FOUR DOOR exclusive QFT design - Come with replacement gasket, sold individually.

- Q-F 25-25.....2.5
- Q-F 25-35.....3.5
- Q-F 25-45.....4.5
- Q-F 25-50.....5.0
- Q-F 25-55.....5.5
- Q-F 25-65.....6.5
- Q-F 25-75.....7.5
- Q-F 25-85.....8.5
- Q-F 25-95.....9.5



ADJUSTABLE KNOB-STYLE IDLE KIT


Kit allows you to adjust your idle speed from inside the cockpit. All items mount inside the foot box to stay clean and away from the carb itself! Designed to work with throttle pedals that have a flat surface on the arm, bolts to the foot box and adjusts against the top arm of the throttle pedal. Once your car is started, simply turn the adjustment knob to the desired idle setting. Kit is complete with adjustment knob, 5ft. cable assembly, mounting bracket and hardware. Throttle pedal sold separately.

ALL 54154..... Kit



MOROSO THROTTLE RETURN SPRING KITS

Tall Version to facilitate throttle return on spacer equipped Small Block and 90° V6 Chevy engines,
MOR 64928..... Manifold Mount. 4-3/4" Tall
MOR 64925..... Manifold Mount. 1-13/16" Tall (Carb Mount with all hardware included.)
MOR 64927.....Holley 2300/4150
MOR 64929..... Return Springs



THROTTLE LINKAGE & ACCESSORIES

22" Quick Disconnect
Throttle Linkage includes carburetor bushings for most carburetors. Heavy duty Aluminum Rods can withstand severe engine vibrations. Linkages can be removed from carburetor in 5 seconds.

- KRC 1040.....Quick Disconnect Throttle Linkage
- KRC 1042.. Throttle Ball Accessory Kit for Carb
- KRC 1049..... Gas Pedal Ball

THROTTLE LINKAGE KIT

Includes 2 heims, 2 return springs, Holly carb bushings and bolts and nuts. The aluminum tube can be bent.
JOE 34200.....Kit



CV PRODUCTS FUEL PUMP ACCESSORIES

- CVP CV2535..... White Spring 10.5-11 PSI
- CVP SPIN-MP-2634..... Red Spring PSI
- CVP CV2534..... Blue Spring 9-9.5 PSI
- CVP CV2536..... Green Spring 8.5-9 PSI



QUICK FUEL PUMP DIAPHRAM

Sold individually.
Q-F 35-1..... 30 cc



THROTTLE STOP & RETURN KIT



Throttle return kit w/Stop for 4-BBL.
OCT 10-2440..... Kit



Throttle return kit w/ Stop for 2-Barrel 4412
OCT 10-2412.....Return Kit

HOLLEY THROTTLE RETURN KIT

OCT 10-3000...Throttle Return Kit



THROTTLE RODS

24" Rod, Can be cut to length.
OCT 01-367521..... No Heims
24" Rod & 1/4" male rod end with jam nut.
OCT 01-367520K..... Rod Assembly



THROTTLE CARB LINKAGE ASSEMBLY

Only One End Threaded, Both Heims RH, Cut to Length
OCT 10-2101.....Assembly



QUICK FUEL PUMP ARM

30cc Pump Arm for QFT Q, RQ, P, SS, HR and other 4150 style carburetors. Sold individually, retaining clip Included.
Q-F 63-3.....Fuel Pump Arm



STRAIGHT ALUMINUM GAS PEDAL

Bearing style gas pedal for the ultimate in throttle feel.

- OCT 10-2110 Pedal
- OCT 10-2111 Angled Wedge for Roller Gas Pedal



UB MACHINE GAS PEDALS



- URB 60-1300 Long Straight Gas Pedal Assy
- URB 60-1300R Straight Roller
- URB 60-1320R Angled Roller
- URB 60-1340 Firewall Mount

GAS PEDAL STOP



Mounted to the firewall. Easy to adjust the stop to throttle linkage from outside the car.
KRC 1038 2-1/4" Adjustment



MOR 65042 Fits 4150-style Holley Stop

MOROSO FUEL INLET FITTINGS



- MOR 65140 90°, 3/8" NPT to 3/8" Hose
- MOR 65375 1/4" NPT to 3/8" Hose
- MOR 65380 3/8" NPT to 3/8" Hose
- MOR 65390 3/8" NPT to 1/2" Hose

MAXIMA FUEL ENHANCER

Prevents and cures problems caused by ethanol. Enhances performance and improves efficiency. Stabilizes and extends fuel life. Prevents and cleans up varnish, deposits and gum. Eliminated corrosion and lubricates fuel system components. For use in all 2 and 4 stroke engines.
MAX 80-89930 1oz - Treats up to 5 Gal



FUEL LINE KITS



- FRG 920003BL #8 for 4150 Dual INLET
- FRG 930010BL Sportsman -8 for Holley 4150 Ultra

#8AN FUEL LINE KITS

- For Willy's, KB, Holley Ultra and Dual Inlet 9-5/16" Center
- OCT 10-2992 Willy's and KB
- OCT 10-2995 Holley 4150 Ultra
- OCT 10-2998 4150 Dual Inlet 9-5/16" Center

CHROME STEEL FUEL LINE

- Chrome Steel, 3/8 in. Hose Barb Inlet, 1/8 in. NPT Gauge Port, Kit. Fits Most Carbs.
- OCT 10-3001 9 5/16" C/C
- OCT 10-3002 8 21/32" C/C

FUEL FILTERS & ACCESSORIES

- OCT 10-FF1-10SSK #10 Filter, Stainless Element
- OCT 10-FF1-8SSK #8 Filter, Stainless Element
- OCT 10-9006 Fuel Filter Spring
- OCT 10-9007 O-Ring for Ends, ea
- OCT 10-9008 8" #8 Filter
- OCT 10-9009 #8 Filter Ends, ea
- OCT 10-9010 8" #10 Filter
- OCT 10-9011 #10 Filter Ends, ea



- 30 Micron, Sintered Bronze Element
- OCT 10-9100 Element for OCT 10-9108
- Inline 30 Micron, Bronze Element Aluminum Black Anodize, Male inlet and Outlet
- OCT 10-9106 6AN Inlet and Outlet
- OCT 10-9108 8AN Inlet and Outlet
- OCT 10-9110 10AN Inlet and Outlet

- OCT 10-9503 Bracket for 1.5" Tubing
- OCT 10-9501 8" Stainless 63 Micron
- OCT 10-9500 8" Paper

PREMIUM FUEL LOG

Utilizes 8AN Pushloc Inlet Fittings. Drilled 1/8 NPT for Fuel Pressure Adapter and is threaded on both Ends in Case a Bypass is Plumbed in your system (1/2"NPT). Fits Holley Dual Feed Carbs and uses 2 Carb Adapter Fittings. (Not included).
OCT 10-3003 Complete Assembly



SFI MOD/DLM FUEL CELL WITH FOAM

Cross Linked High Strength Polyethylene Bladder, 20 Ga CNC Lazer Cut, CNC Formed & Spot Welded



- Steel Can, Double Sealed Billet Fill Cap / O-Ring With Flapper Gasket
- 10an Top Fuel Pick-Up With Weighted Pick-Up Tube
- 8an Return
- 8an Fuel Level Check Point
- 6an Vent / Rollover Valve
- 2" Wide CNC Lazer Cut and CNC Formed .125 Thick Safety Straps
- ** (Gaped for a 1" Steel Tubed Frame/Cage - Not Included)**
- Capped Fuel Level Stick
- SUP SFC22TF-BL-SFI 22 Gallon
- SUP SFC26TF-BL-SFI 26 Gallon

FUEL CELL FILLER CAP, ALUMINUM

- OCT 10-7032 Screw-On, 2-3/4" OD

ORDER ONLINE ANYTIME
WWW.POSKE.COM

8AN FUEL CELL VENT

- PPM 911-1741-FCV Vent



ROLLOVER VALVE

- JOE 13288 8AN Rollover Valve



FUEL & REGULATOR LINES

- Silver braided fuel line and bypass adaptor rits QFX and Holley carburetors with 7/8"-20 fuel bowl threads. #8AN inlet. REGULATOR IS NOT INCLUDED WITH THIS LINE
- Q-F 34-8000BP Bypass Fuel Line Kit #8AN



OCTANE OILED & CLEANABLE AIR FILTERS



Deep pleats in the double-layered cotton create a 10-15% increase in filtration surface. This increase allows a greater volume of air to move more freely into your engine cylinders while maintaining superior filtration. Specially designed cotton filter traps particles as small as 5 microns. Steel wire mesh encases the cotton filter, providing strength & dent resistance. Hand-molded, flexible rubber base offers an airtight seal & absorbs vibration. No oiling necessary, can be cleaned



- OCT 10-1603 14" X 3"
- OCT 10-1604 14" X 4"
- OCT 10-1605 14" X 5"

OCTANE SURE SEAL HOUSING



Aluminum top and bottom halves. The bottom is shaped to let the air cleaner drop over the carb and to enhance flow and also has an O-Ring Seal to insure that no dirt or dust gets into the engine. O-Ring Spacer available in 1/2", 1" and 2".

- Kits Include Top & Bottom with O-Ring Seal**
- OCT 10-13450KSTD 1/2" Spacer Kit
 - OCT 10-13450KSTD-C 1/2" Spacer Kit PC
 - OCT 10-13450K1IN 1" Spacer Kit
 - OCT 10-13450K1IN-C 1" Spacer Kit PC
 - OCT 10-13450K2IN 2" Spacer Kit
 - OCT 10-1352 Sure Seal Bottom
 - OCT 10-2505 Sure Seal Offset Stud 1/4"
 - OCT 10-2504 Sure Seal Offset Stud 5/16"
 - OCT 10-1349 Sure Seal Off-Set Bottom
 - OCT 10-1357 Sure Seal Top
 - OCT 10-1356 Sure Seal O-Ring & Riser Standard 1/2"
 - OCT 10-1353 Sure Seal O-Ring & High Riser 1"
 - OCT 10-1354 Sure Seal O-Ring & High Riser 2"
 - OCT 10-1351 Sure Seal O-Ring Only

AIR CLEANER TOP



Increase air flow to your carb by 30%. 1.5" tall at center:

- OCT 10-1602 14" Extreme Black

INCREASED AIR FLOW 14" AIR CLEANER FLAT TOP



Flat Top provides increased air flow. Promotes cooler air to carb by decreasing turbulence. 6-12 HP increase, great for crate engines. Lightweight spun aluminum.

- OCT 10-1330 14" Dia - Natural Finish
- OCT 10-1331 14" Dia - Black Finish

WIX HIGH FLOW RACING AIR FILTERS



High Efficiency Endurance Racing Air Filters use a paper media (T-71) rated at approximately 75 CFM. Higher resin content than the Advanced Performance Filters to trap & hold smaller contaminant's & provide higher efficiency.



- WIX 42096R 14" Dia x4" Tall

PRO DIRT TALL FILTER ELEMENT

- SPY SF1440 14" x 4"
- SPY SF1450 14" x 5"
- SPY SF1460 14" x 6"



RACING FILTER ELEMENTS



- K-N E3750 14" Diameter x 4" Tall
- K-N E3760 14" Diameter x 5" Tall
- K-N E1650 14" Diameter x 3" Tall



K&N FILTER ACCESSORIES

Air Filter Cleaner and Degreaser is biodegradable. Will not harm paint, chrome, cast aluminum, plastic, rubber, or vinyl when used as directed. Not for use on polished or anodized aluminum. It dissolves dirt build-up & old filter oil, & is easily washed away with water.



- K-N 99-0621 Quart
- K-N 99-0635 Gallon
- K-N 99-0516 Oil 12 oz Aerosol
- K-N 99-0704 Sealing Grease 6 oz
- Filter Care Service Kit includes 6.5 oz. Spray Oil, 12 oz Cleaner and Service Decal
- K-N 99-5000 Kit

AIR CLEANER GASKET

Spyder Enduracon carburetor air cleaner base gaskets provides the ultimate in base to carburetor sealing and long life.



- SPY SCG100 Gasket

SURE SEAL TOP ONLY



Colored Sure Seal Air Cleaner Top. Available Colors: Black, Blue, Red, White, Orange, Yellow, Flo Yellow, Flo Orange, Flo Pink, and Flo Green.

- Sure Seal Top Specify Color

WALKER AIR FILTER AND ACCESSORIES



- WLK 3000204 14" X 4" Element
- WLK 3000475 Filter Care Service Kit
- WLK 3000478 Blue Air Filter Oil (Gal)
- WLK 3000525 ... Air Filter Cleaner & Degreaser (Gal)
- WLK 3000775 14" X 5" Element
- WLK 12-2589-12 14" X 4" White Outerwear Prefilter
- WLK 10-2590-12 14" X 5" White Outerwear Prefilter
- WLK 3000796 14" X 4" Foam Filter Wrap

SPYDER PRO DIRT TUNING FILTER

Spyder Engine Warm Up Filters provide great engine protection while allowing you all the room you need to work on your race car. Integral design eliminates the need for a base or lid. Just install it and secure it with your wing nut. Clean with compressed air and fully washable!



- SPY SFWUP Filter Holley Standard Flange

OCTANE INVERTED AIR CLEANER BASE

Inverted Air Cleaner Kits. Base, Flat Top and 1/2" Sure Seal Spacer. Fits 14" filters.



- OCT 10-1340 Kit
- OCT 10-1341 Kit, Black
- OCT 10-1345 Base Only. Fits 14" Filters

AIR CLEANER GASKET

Neoprene gasket with an internal steel shim for a positive & durable seal between the filter & the carb. Fits Demon, Claw, & Holley 4150/4160 4-bbl carbs.



- Q-F 8-1 5-1/8" Dia

AIR CLEANER STUD KITS & PARTS



- Studs are Aluminum 5/16" or 1/4" thread. Kit includes billet alum O-ring and air cleaner nut.
- OCT 10-2501 1/4" Stop Nut
 - OCT 10-2502 1/4" Stud
 - OCT 10-2601 5/16" Stop Nut
 - OCT 10-2610 5/16" Stud w/Stop Nut
 - OCT 10-2611 5/16" Kit
 - OCT 10-2612 1/4" Kit
 - OCT 10-2615 5/16" 4140 Stud w/ Stop Nut

AIR CLEANER STUD



- ALL 26056 1/4-20" x 6" w/Adapter



14" AIR CLEANER PRE-FILTERS

Available in Black, Blue, Orange, Purple, Red, Yellow. Specify color when ordering. 4", 5", 6" element.

CALL.....Specify Color When Ordering



14" AIR CLEANER PRE-FILTERS TOP COVERED

Available in Black, 4" & 5" height.

CALL.....Black



BLACK PRE FILTERS

OCT 10-1500 3" Non-Shield Breather

ALUMINUM CARBURETOR COVERS

OCT 10-2013 Uses O-Ring Seal
OCT 10-2100 Economy Spun

ALUMINUM CARB HAT

Heavy Duty and Durable, will not bend after multiple uses and utilizes O-ring Seal.

QUI 64-146 Carb Hat

KRC CARBURETOR COVERS

Aluminum carb cover kits quickly and efficiently cover your carburetor. Water and vibration proof speed nut is designed to lock onto cover with "O-Ring" seal, eliminating misplaced nuts.

KRC 1031 5-1/8" Carb Cover

RACE READY W/COVER & SPEED NUT

KRC 1029 Alum Assembly 1/4-20

KRC 1030 Alum Assembly 5/16-18

VOLUMAX FILTERS

The 2-pc Anodized Billet Aluminum Housing Is CNC-Machined and Can Be Rotated 360° to Accommodate Any Port Alignment. A 3/8" Mounting Stud With Lock Washer and Nut Is Provided To Mount The Filter. Can be used with any Fuel, Oil Or Any Fluid.

HLY 10-6010 6" 60 Micron Screen Fine

HLY 10-6020 6" 115 Micron Screen Coarse

ALUMINUM AN WRENCH SET



OCT 06-7200 #3/4/6/8/10/12/16/20

BILLET FUEL FILTER CLAMPS



Mounts 09-0452 filter to 1-1/2" tubing. 2-pc clamp is sold in pairs.

PTR 09-0492 Sold in Pairs



FUEL FILTER BRACKETS



KRC 4150 1.5" Round Filter Mount, ea

KRC 4175 1.75" Round Filter Mount, ea



ALLSTAR CANISTER FUEL FILTER

Canister-type filter flows up to 90 gallons per hour. Equipped with 3/8" NPT inlet/outlet ports and a replaceable 10 micron element.

ALL 40250 Chrome Filter



FUEL PRESSURE GAUGE

1.5" dia Shockproof with stainless case & bezel. Brass terminals, 1/8" NPT male connection.

FRG 900001 (0-15 PSI Dry)

FRG 900003 (0-30 PSI Dry)

FRG 900017 (0-45 PSI Dry)



GLYCERINE FILLED GAUGES

1.5" Gauge with 1/8" NPT.

OCT 10-1020 0-15 PSI

OCT 10-1030 0-100 PSI



ALLSTAR SHOCKPROOF PRESSURE GAUGE

1-1/2" dia with stainless steel cases & bezels. Glycerine filled, brass internals & engine turned face. 1/8" NPT connections on back.

ALL 80200 0-15 lbs.

ALL 80206 0-100 lbs.



DOUBLE ADJUSTABLE BYPASS REGULATOR

Double adjustable bypass 2 port regulator
AER 13214 Regulator




2 STAGE HIGH PERFORMANCE DIAPHRAGM BYPASS

Cast Bypass Regulator with JET Features blue powder-coated top and is designed for use with a belt driven fuel pump. Adjustable jet provides tuning of low RPM fuel pressure. Comes with stainless mounting bracket. All threads are NPT. Regulates
Q-F 30-899 4.5 to 9psi - 2 Stage



SINGLE STAGE HIGH PERFORMANCE DIAPHRAGM BYPASS

Cast Bypass Regulator (No Jet) Red powder-coated top & is designed for use with a mechanical fuel pump. Includes stainless mounting bracket. NPT Threads.
Q-F 30-900 4.5 to 9psi - Single Stage



FUEL PRESSURE REGULATOR

CNC-machined billet aluminum with internal spring and diaphragm composed of high-quality materials for consistent and reliable performance.
OCT 10-1040 5-12PSI 3/8" NPT



REGULATOR REBUILD KIT

Pressure Regulator Diaphragm Kit - Replaces existing diaphragm with improved material. Works with Holley and QFT regulators. Made from corrosion resistant GFLT material.
Q-F 35-1200 Bypass Rebuild Kit - Fits 30-900 & 30-899 Bypasses



Q-F 35-100 Bypass Rebuild Kit - Gas

Q-F 35-1100 Bypass Rebuild Kit - GFLT Alcohol.



OUTWEARS SCRUB BAGS

Great for Keeping Out Moisture and Condensation on Wash Day.

OUT 30-1161-01 4" -6" AC Black

OUT 30-1018-01 Breather Black

OUT 30-1143-01 MSD Dist Cover Blk



AUTO-FLEX HOSE



Use with Swivel Seal & Auto-Fit Hose Ends.. Earl's Auto-Flex HTE stainless braid-protected synthetic rubber hose is manufactured in the USA. Auto-Flex Hose features a recommended temperature range and maximum operating pressure equal to the premium quality Perform-O-Flex hose. A partial coverage textile inner braid is embedded in the HTE™ liner. Hose is finished with a full coverage stainless steel braid which is bonded to the reinforced HTE™ liner. Continuous use temperature rating is -40 to 300°F.

Sold by the foot.

- EAR 300006.....#6 Braided
- EAR 300008.....#8 Braided
- EAR 300010.....#10 Braided
- EAR 300012.....#12 Braided

FUEL LINE HOSE



Socketless Premium Black Hose Sold by the foot

- GAT 70031.....#6
- GAT 70033.....#10

FPS SERIES 3000 BRAIDED RACE HOSE

Manufactured to the highest aerospace-quality standard. 500-1500 psi. working pressure covers most of the oil, water and fuel systems you may have. Two layers of rugged woven stainless steel. Inner layer resists collapse and the outer layer protect against abrasion. Unique CPFE inner liner is compatible with all hydrocarbon and alcohol based fuels, along with synthetic and natural based lubricants. Operating range of -40° F to +300° F.



- FRG 700004.....#4 AN
- FRG 700008.....#8 AN
- FRG 700010.....#10 AN
- FRG 700012.....#12 AN
- FRG 700016.....#16 AN

PREMIUM BLACK NYLON HOSE

Sold by the foot.

- FRG 840006.....#4
- FRG 840008.....#8
- FRG 840010.....#10
- FRG 840012.....#12
- FRG 840016.....#16

AQP SOCKETLESS PREMIUM BLACK HOSE

Sold by the foot.

- FRG 870006.....#6
- FRG 870008.....#8
- FRG 870010.....#10



PUSH LOCK HOSE ENDS



Available:

- Straight.....#4 - #20
- 45°.....#6-#16
- 90°.....#4 - #12
- 120°.....#10 - #12

PRO FLOW HOSE ENDS



Available:

- Straight.....#4 - #20
- 45°.....#6-#16
- 90°.....#4 - #20
- 120°.....#10 - #12
- Low Profile 45°.....#10 - #16
- Low Profile 90°.....#20
- Low Profile 90°.....#10 - #20



ALUMINUM ADAPTERS

Available:

- Straight.....#3 - #16
- Female to Male
- Straight.....#6 - #16
- 90°.....#4 - #12



- With ORing.....#6AN -#12AN
- FRG 650302.....#3AN to 3/16" Inverted Flare Caliper Adapter

EXPANDERS



- FRG 200107BL.....Straight #8 AN to #6 AN Barb
- FRG 200109BL.....Straight #10 AN to #8 AN Barb
- FRG 209108BL.....90° Hose End 8- to 6- Barb
- FRG 209110BL.....90° Hose End 10- to 8- Barb
- FRG 218008BL.....SS Push On #8 AN 180°

REDUCER BUSHINGS



- FRG 491202BL.....1/4" NPT to 3/8" NPT
- FRG 491203BL.....3/8" NPT to 1/8" NPT
- FRG 491204BL.....Bushing 3/8 NPT to 1/2 NPT
- FRG 491206BL.....Bushing 1/8 NPT to 1/2 NPT
- FRG 491207BL.....Bushing 1/2 NPT to 3/4 NPT

SWIVELS



Available:

- Straight.....AN to AN, AN to NPT
- 90°.....AN Male to NPT
- Tee.....AN to AN, AN to NPT
- Low Profile 90°.....#10 - #20

ALUMINUM AN TO NPT ADAPTERS



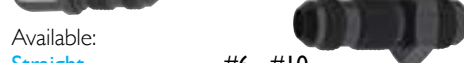
Available:

- Straight.....#4 - #16AN to 1/8 - 3/4 NPT
- 45°.....#4 - #12AN to 1/8 - 3/4 NPT
- 90°.....#4 - #12AN to 1/8 - 3/4 NPT
- AN Tee.....#4 - #10AN
- AN Union.....#4 - #16AN

Specialty

- FRG 482608BL.....#8AN Tee 3/8 NPT
- FRG 491948BL.....#8AN to 7/8-20 Holley
- FRG 491952BL.....#6AN to 7/8-20 Holley
- FRG 491957BL.....#8AN to 7/8-20 Holley
- FRG 491966BL.....#8AN to 9/16-24 Demon Holley
- FRG 491973BL.....#8AN to #8AN Brasswell Long
- FRG 491974BL.....#8AN Holley Long
- FRG 484004BL.....Str. 1/4 Hose - 1/8 NPT
- FRG 484008BL.....Str. 1/2 Hose - 3/8 NPT
- FRG 491103BL.....3/8 NPT Black Nipple

AN BULKHEAD FITTINGS



Available:

- Straight.....#6 - #10
- 90°.....#6 - #10
- Bulkhead Nut.....#6 - #10

FUEL PRESSURE GAUGE ADAPTERS



- FRG 495005BL.....Black 6 Female to 6 Male
- FRG 495006BL.....Black 8 Male to 8 Male
- FRG 997308BL.....Black 90° -8AN Male to Male
- FRG 997408BL.....Black Tee All -8AN Male

WELD-IN ALUMINUM BUNGS



Available:

- AN.....#6 - #20 Male
- NPT Recessed Female.....1/8" - 1/2"

NYLON SEALING WASHERS



- FRG 999128-2.....3/4" #8AN (pr)
- FRG 999130-2.....7/8" #10AN Flare (pr)

CAPS AND PLUGS



Available:

- Aluminum Caps.....#4 - #16
- Black Plug
- Flare.....#6- #8
- Port.....#6- #12
- NPT Allen.....1/8 - 3/4



HOSE & FITTINGS

BRAIDED RACE HOSE



A stainless steel outer double braided combined with a reinforced Chlorinated Polyethylene (CPE) synthetic rubber liner with a nylon inner braid. Min. temp -40°C, Max. temp 150°C

Black or Stainless #4AN - #20AN.....Per Foot

NYLON STAINLESS BRAIDED HOSE



This high quality and light weight hose is easier to assemble than traditional braided steel hose.

A Flexible stainless steel inner core is embedded in the Chlorinated Polyethylene(CPE) synthetic rubber liner. Min. temp -40°C, Max. temp 150°C,

#4AN - #16AN.....Per Foot

PUSHLOC PREMIUM HOSE



Designed for the use with our push-on fittings. Where temps exceed 150°F a clamp is recommended. Temp range -40°F to 212°F

#4AN - #12AN.....Per Foot

HOSE FITTINGS

Pushloc

Joiner.....#6AN - #10AN

SS Push On

Straight #4 - #12
45° #4 - #12
90° #4 - #12
120° #10
180° #8

BLACK AN HOSE ENDS



Available:

Straight #4 - #20
45° #6 - #16
90° #4 - #12
120° #10 - #12

MANUAL SHUT OFF VALVE



Aluminum Male Inlet to Male Outlet:

Straight #6 - #12

ORDER ONLINE ANYTIME
WWW.POSKE.COM

FUEL PRESSURE ADAPTERS



Black Many Options

BLACK ALUM. AN FITTINGS



Available:

Straight #4 - #12AN to 1/8 - 3/4 NPT
45° #4 - #12AN to 1/8 - 1/2 NPT
90° #4 - #12AN to 1/8 - 1/2 NPT
90° Swivel..... #8 - #10AN to 3/8 - 1/2 NPT
90° AN - AN..... #4 - #12AN to #4 - #12AN



Female Swivel..... #4 - #12AN

Black Union #3 - #16AN

Black Reducers

Female to Male #6 - #16AN

Black Expanders

Female to Male #6 - #12AN

BLACK TEE



OCT 19-49641 #4AN

OCT 19-49642 #6AN

OCT 19-49643 #8AN

OCT 19-49644 #10AN

OCT 19-49647 #8AN to 3/8 NPT on Run

OCT 19-49652 Female Swivel #6AN

OCT 19-49653 Female Swivel #8AN

OCT 19-49659 #12AN w/Swivel on Run M/M/F

BLACK AN PORT

Available #6 - #12AN



BLACK CARB ADAPTERS



OCT 19-50896 #6AN to 7/8-20 Holley

OCT 19-50897 #8AN to 7/8-20 Holley

OCT 19-50902 #8AN Holley Long

OCT 19-50906 #8AN to 7/8-20 Holley 2"

BLACK NPT BUSHINGS

OCT 19-49771 3/8 to 1/8

OCT 19-49772 1/4 to 3/8

OCT 19-49773 1/8 to 1/2

OCT 19-49775 3/8 to 1/2

OCT 19-49778 1/2 to 3/4

NPT Weld On

BUNGS

OCT 19-50740 1/8" NPT Female

OCT 19-50741 1/4" NPT Female

OCT 19-50742 3/8" NPT Female

OCT 19-50743 1/2" NPT Female

AN Weld In

OCT 19-50761 #6AN

OCT 19-50762 #8AN

OCT 19-50763 #10AN

OCT 19-50764 #12AN

OCT 19-50765 #16AN

OCT 19-50766 #20AN

BLACK BULKHEAD

OCT 19-49602 #6AN Nut

OCT 19-49603 #8AN Nut

OCT 19-49604 #10AN Nut

OCT 19-49612 #6 Straight

OCT 19-49613 #8 Straight

OCT 19-49614 #10 Straight

OCT 19-49622 #6 90°

OCT 19-49623 #8AN 90°

OCT 19-49624 #10AN 90°



BLACK NIPPLE

OCT 19-49782 3/8 NPT



BLACK ALLEN INTERNAL PIPE PLUG

OCT 19-49801 1/8" I.D. / 0.405" O.D.

OCT 19-49802 1/4" I.D. / 0.540" O.D.

OCT 19-49803 3/8" I.D. / 0.675" O.D.

OCT 19-49804 1/2" I.D. / 0.840" O.D.

OCT 19-49805 3/4" I.D. / 1.050" O.D.

SEALING WASHERS

Sold in packs of 2

PTFE 3/4" #6 - #10AN

Stat-O-Seal 3/4" #6 - #10AN



BLACK ALUM. FLARE CAPS

OCT 19-49671 #4AN

OCT 19-49672 #6AN

OCT 19-49673 #8AN

OCT 19-49674 #10AN

OCT 19-49675 #12AN

OCT 19-49676 #16AN



DUST CAPS & PLUGS



Each kit contain 5 each Plastic -4AN, -6AN, -8AN, -10AN, -12AN, & -16AN plugs or caps

OCT 06-1110 AN Dust Cap Kit

OCT 06-1210 AN Dust Plug Kit

Caps and Plug also come in packs of 10 and 20

Caps -4AN to -16AN

Plugs -4AN to -16AN

PORT ADAPTER FITTINGS

All are contoured,

O-Ringed and

Shortened for Oil


Pump Applications.

BAR 1210..... 10AN to 1 1/16 - 10

BAR 1212..... 12AN to 1 1/16 - 12

BAR 1216..... 16AN to 1 1/16 - 12

BAR 1616..... 16AN to 1 1/16 - 16



2-BBL FUEL DIRECTOR

08AN inlet

with 1/8"NPT gauge port.

Sliding 08AN nut.

KRC 4408 2 Barrel




MECHANICAL FUEL PUMP

3 valve pump 7 to 8.5psi 172gph. This is a clockable pump and features 10-32 self tapping screws, but pre-tapping the holes is recommended. The pump has a #10 and #8 fitting installed. Gasoline only pump, No regulator required. Includes gasket.



- OCT 10-0990Mechanical Fuel Pump
- OCT 10-0800#8 Replacement Fitting
- OCT 10-0900#10 Replacement Fitting

KSE TANDEM X PUMP



The TandemX Pump is a gerotor style pump. Allowing for smooth, uniform flow and improved priming capability. 25% lighter internal power steering relief & sleek profiling High performance power steering pump & fuel pump All-In-One. All Gas applications and up to 750 HP on Alcohol

- KSE 1065-002 Pump
- Belt Drive TandemX Pump**
- Front or Stand-Alone Rear Bert.
- All Gas or up to 750 HP
- Alcohol
- KSE 1064-002 Front Mount
- KSE 1059 Bert Mount Bracket

TANDEM X PUMP PARTS



- Tandem Seal Kit w/Bearing
- KSE 1052B Serial #5266 & Under Kit
- KSE 1076 Serial #5267 & Over Kit
- KSE KSC1015 Spring for Bypass Return
- KSE KSC1029 Poppet
- JON 30MM40T 40 Tooth x 20mm Pump Pulley HTD
- JON BG6108-40 Belt Guard for 06-1340, Pair
- GAT 6008M30 Belt 600mm x 30mm

TANDEM X PILLS



Available Sizes 120, 140, 160, 180, 200, 220, 240

FUEL PUMP BLOCK OFF PLATE

Black anodized aluminum. Includes stainless bolts and gaskets.

- CVR BOP63BK SBC

HEX DRIVEN FUEL PUMP

Randy Sweet and Sid Waterman designed a one of a kind fuel pump. Made from a 7075 aluminum housing and is a direct bolt on application.



- SVWE 308-10200 Fuel Pump

MECHANICAL FUEL PUMPS



Flows 110 GPH. Shutoff Pressure Pre-Set From 6 1/2 - 8 PSI. Heavy Duty Construction For Continuous High RPM Operation. Inlet & Outlet Tapped For 3/8" NPT. Fuel Body Casting Can Be Rotated To Accommodate Various Plumbing Situations. Fuel Pressure Regulator Is Not Required.



- HLI 12-327-11 SB-Chevy Mechanical Street/Strip Applications. High output fuel flow. Flows 130+ GPH free flow. Shutoff pressure pre-set from 7.5 to 9 psi.
- HLI 12-327-13 SBC Mechanical Race 170+ GPH Mechanical Fuel Pump For Carbureted Small Block Chevy V8s. Shutoff Pressure Preset at 8 PSI. Highflow Valves Always Ensure Adequate Fuel Delivery. Fuel Body Casting Can Be Rotated To Accommodate Various Plumbing Situations. Fuel Pressure Regulator is Required AN-10 Inlet & AN-8 Outlet Ports.
- HLI 12-327-20 SBC Mechanical Race

ELECTRICAL FUEL PUMPS

Electric Street Fuel Pump (Red)

Flows 97 GPH (Free Flow). Flows 67 GPH At 5 PSI. Pressure Preset At 7 PSI. Motor Draws Only 2 Amps. 7 1/2 Amp Fuse Recommended. Provides Constant Flow With No Pulsation. Has Externally Accessible Pressure Relief Valve. Weighs Only 2.88 Lbs. Not Compatible With Alcohol Or Methanol Fuels. Not Designed For Fuel Injection Systems.



Electrical Racing Fuel Pump (Blue)

Flows 110GPH (Free Flow). Flows 70 GPH At 9 PSI. Pressure Preset At 14 PSI. Includes 12-803 Fuel Pressure Regulator. Motor Draws Only 3 Amps. 7 1/2 Amps Fuse Recommended. Provides Constant Fuel Flow Without Pulsation. Has Externally Accessible Pressure Relief Valve. Weighs Only 3 Lbs. Not For Alcohol Applications Or Fuel Injection Systems.



MOROSO LIGHTWEIGHT FUEL PUMP PUSHROD



- MOR 65750 Pushrod

FUEL PUMP PLATES



- OCT 10-2514 Mounting Plate
- OCT 10-2057 Block-Off

BELLOUSING MOUNTED COMBINATION PUMP ASSEMBLY

Combination Power Steering and Fuel Pump Assembly. Kit comes with Sweet Power Steering Pump w/Fuel Pump Drive, Bellhousing Mount, Heat Resistant Phenolic Spacer and Sweet/Waterman Fuel Pump. Perfect for Crate Late Models or UMP/USMTS style modified



HEX DRIVE COMBO PUMP ASSEMBLY

This Assembly includes: 325-30040 - Oil Pump to Sweet Power Steering Pump adapter; 305-85835 - Sweet Power Steering Pump; 301-61002 - Adapter plate for Sweet / Waterman fuel pump; 301-61004 - phenolic spacer; 308-10200 - Sweet designed Waterman manufactured fuel pump. This kit requires the use of a regulator with a -10 return to the fuel cell.



HEX DRIVEN WATERMAN FUEL PUMP

- SVWE 308-10400 400gph

PRO/CAM MECHANICAL FUEL PUMP

Machined with 1/2" NPT inlet and outlet to get more fuel to the engine faster. Maintains more constant pressure at high RPMs. 6 Valve 130 GPH.



BRONZE TIP FUEL PUMP PUSHROD

- COM 4607 Pushrod

CHROME MOLY BRONZE TIP FUEL PUMP PUSHROD

Lightweight tubular design. One tip is hardened steel, the other bronze for use on all after market camshafts SB & BB Chevy - Standard Length

16V HIGH FREQUENCY LITHIUM-ION INTELLI-CHARGER

X-S LI1615..... 15A



16V HIGH FREQUENCY AGM INTELLI-CHARGER

Microprocessor Controlled Three-Stage 16V Automatic BatteryCharger. Compatible with most Lead-acid Batteries including AGM, Automatic Computer Analysis/Auto Shutdown, Internal Cooling Fan.
X-S HF1615.....Intellicharger



12V/16V BATTERY INTELLI-CHARGER

Compatible with 25A Max output. Three charging modes with LED indicators. 6' heavy duty cables, clamps, cooling fan, Compact size. Constant current/Constant voltage.
X-S 1005.....(5A, 15A & 25A)



POWER SUPPLY WITH AGM CHARGE MODE

Small and efficient with lots of flexibility. Charges with or without the included display attached. Features a remote LCD display, sleek on-board design, and 3-mode operation Automatic power supply and battery charger. This charger does require minor assembly. Amperage rating: 15 amps Voltage type: 12/14/16
X-S PSC15..... (15A, 12V, 14V, 16V)



BATTERY BOXES

11" Battery Box
OCT 01-22020.....Weld-In
OCT 01-22030.....Bolt-In



TITAN8 LITHIUM-ION BATTERY

10.24"L x 7.160"W x 6.890"H; Max Amps: 1,000; Rated Watts: 3,500; Right Side Positive Terminal; Weight: 12 lbs.; Voltage: 16V; Wattage: 3,500; MAX Amps: 1,000; Energy Wh: 322; CA: 500A; CA Pb Eq: 750A; Ah: 20; Ah Pb Eq: 60
X-S RSV-S7-1600. Lithium-Ion Battery



BATTERIES

XS Power was established in 2005. From the beginning we have had a technological

edge over our competitors because of our strong commitment product testing. We uniquely balance high performance and reliability with reasonable cost to make for the best value in a high performance battery.



16V Liteweight Dry Cell Battery
Reinforced Case, 30.80 Lbs. 10.28"L, 7.24"H, 6.75"W, MAX Amps 2000, RC - 50min, 500CA
X-S SI600..... Dry Cell Battery

16V XD Dry Cell Battery
Reinforced Case, 48.18 Lbs., 10.24" L, 7.20" H X 6.65 W. MAX Amps - 2400.
X-S D1600..... Dry Cell Battery

2 GAUGE BATTERY CABLE KIT

Kit includes 15' of red power cable, 2' of black ground cable, one pair of marine style battery terminals, 8 gold-plated power ring wire terminals, and shrink tubing.
QUI 57-010..... Cable Kit



BATTERY JUMPER POSTS

OCT 13-4062.....Negative (Black)
OCT 13-4061.....Positive (Red)
Includes Positive and Negative Posts, 2' each of Black and Red #4 Gauge cable with crimped ends.
OCT 13-4062K.....Kit



RED TOP BATTERY



800 Cold Cranking Amps @ 0 Deg. F., 1000 Cranking Amps @ 32 Deg. F., 120 Minute Reserve Capacity; 10" L; 7-13 1/16" H; 6 7/8" W Weighs 38.8 lbs.
OPT 3478..... 12 Volt



YELLOW TOP BATTERY



750 Cold Cranking Amps @ 0 Deg. F., 900 Cranking Amps @ 32 Deg. F., 124 Minute Reserve Capacity; 10" L; 6 7/8" H; 7 13/16" H and weighs 38.8 lbs.
OPT D3478..... 12 Volt Deep Cycle



BATTERY CABLES & KITS



4 Gauge Battery Cable Kit with 15' Red, 2' black with necessary ends and terminals
OCT 13-5400..... Cable Kit

4 Gauge Red Battery Cable
OCT 13-5130..... Sold per Foot

4 Gauge Black Battery Cable
OCT 13-5140..... Sold per Foot



PREMIUM BATTERY CABLE & ACCESSORIES

2 Gauge Battery Cable Ends with 3/8" Hole
QUI 57-550.....Ends

QUI 57-102.....Red 2 Gauge Cable/Ft

QUI 64-020.....Battery Cable End Crimper



TERMINAL COVERS FOR MIL SPEC

OCT 13-5125..... Terminal Covers



BATTERY TERMINAL COVERS

QUI 57-607..... Terminal Covers

BATTERY TERMINAL COVERS
OCT 13-5105..... Universal
OCT 13-5106..... Large Stud s



OCTANE BATTERY TERMINALS



- OCT 13-5200 Side Posts (pr)
- OCT 13-5100 Top Post (pr)
- OCT 13-5110 Mil-Spec Pos (ea)
- OCT 13-5120 Mil-Spec Neg (ea)

BATTERY CABLE REMOTE FITTING END KIT

MOROSO

Brass Compression-Style Fittings (Above & Below) Provides Solid Electrical Connection. Easy to Use and Reusable. Sold 2 Per Package.
MOR 74170..... Kit

BATTERY CABLE ENDS

Sold in pairs.

- OCT 13-5360 2 Gauge 5/16" Hole
- OCT 13-5365 2 Gauge 3/8" Hole
- OCT 13-5370 4 Gauge 5/16" Hole
- OCT 13-5375 4 Gauge 3/8" Hole

FIREWALL FEED THRU TERMINAL

Installs into a 1-1/4" hole to provide a positively isolated battery feed through terminal connection. Two 3/8"-16 brass stud terminals, 5/8" long.
OCT 13-5150 Pair

SOLENOID JUMPER WIRE

- QUI 50-2001 Spade Connector
- QUI 50-2002 Ring Connector, Bert / Brinn Starters

STARTER SOLENOID

Ford-style solenoid is great for use with high torque starters. Easily mounted and great to use with remote under hood starter switch and timing light hook-ups.
OCT 13-4043 Solenoid

STARTER HEAT SHIELD

COOL IT. Thermo Tec

Universal Starter Heat Shield (7" x 24") with Stainless Clamps. Keeps the Heat Out of Your Starter. Ideal for applications where exhaust systems run close to the starter.
THE 14150..... Heat Shield

BLOCK MOUNT STARTERS

All of our starters are external bolt and bench tested Starters come with Bolts, Washers and Shims

- 3 HP SuperTorque 168 Tooth Staggered Bolts. Fits 400 Block
OCT 05-10096..... Staggered Bolts
- 3 HP SuperTorque Gear Reduction. SBC 153/168 4-Hole Nose, Straight Bolt pattern
OCT 05-10095..... Straight Bolt Pattern
- Premium SBC 153/168 Straight Bolt pattern
OCT 05-10097..... Straight Bolt Pattern
- Pinion Gear for 05-10095 Starter
OCT 05-10095-1 Pinion Gear
- Pinion Gear for 05-10097 Starter
OCT 05-10097-1 Pinion Gear

MASTER TORQUE CHEVY STARTER 14:1

1.8 HP - 3.25:1 gear reduction, Max compression ratio 14.0:1, Black crinkle coat finish, Standard rotation, 153 / 168 tooth flywheel, Straight adjustable mount SBC
POW 9600..... Starter

STARTER FOR BERT BELLHOUSING

New Quartermaster Ultra-Duty Starter features plenty of punch (1.4 Kw). Full Ball Bearing Construction & Heavy-Duty Solenoids.
QTR 114170 Starter

ULTRA-DUTY REVERSE MOUNT STARTER

Fits QTR 120509124TM bellhousing kit, Reverse rotation, 91 tooth clutchless flywheel
QTR 114267B..... Starter



HEAVY DUTY HITACHI STYLE BERT/BRINN/MAV. STARTER

This heavy duty starter is rated up to 16:1 compression with a 3.7:1 gear reduction and up to 2.5HP, producing 180 Ft/Lbs of cranking torque. Hitachi-style replacement
OCT 05-1005 Starter

NO WARRANTY ON BROKEN HOUSINGS!
 **** Warning-due to the extreme torque this starter produces, damage may result to starter housing unless engine is turned over prior to turning ignition on. Attempting to start engine with ignition switch on will damage starter.

OCTANE BERT/BRINN STARTERS

All new design. 1.4 Kw Motor. Fits Bert, Brinn and Maverick
OCT 05-1000 Starter

MAVERICK/BERT/BRINN STARTER

XS Torque 18:1 Comp Highest Torque Starter On The Market
POW 9514..... Starter

MAVERICK/BERT/BRINN STARTER

Lightweight aluminum housing. Designed for up to 400 ci/in and up to 18:1 comp. 4:1 gear reduction ratio. 10lbs.
CVR 5300 1.9 HP
CVR 5300M..... 3.1 HP

MSD SBC STARTER

Chevy V8, fits both 153 and 168 tooth flywheels. Mount is for straight bolt pattern.
MSD 5095 Starter

ORDER ONLINE ANYTIME
WWW.POSKE.COM
CALL TO ORDER OR TECH
1-304-428-5000

BLUE MAX SPIRAL CORE SLEEVED CUSTOM RACE PLUG WIRE SET



For Chevrolet V8. Under Headers, 90° Boots, Perfect for Circle Track Applications.
MOR 72407.....Sleved MSD HEI
MOR 73200RB.....Non-HEI

SPIRAL CORE COIL WIRE KIT



8mm Wire. Includes 3' of Wire, Terminals & Boots
MOR 73235.....Wire Kit

NUMBERED SHRINK SLEEVES



MOR 72020.....

INSULATED CABLE CLAMPS



Sold in packs of 10.
OCT 13-5299-10.....1/4"
OCT 13-5300-10.....3/8"
OCT 13-5301-10.....1/2"
OCT 13-5350-10.....3/16" Nylon
OCT 11-35134-4.....1 3/4" 4 Pack

MASTER DISCONNECT SWITCH



Master Disconnect Switches come complete with a red epoxy-coated handle and a mounting plate. Panel W - 2 1/2" x H - 2 1/2".
QUI 55-010.....Black
QUI 55-55HANDLE.....Handle Only

STARTER SHIM & BOLT KIT



OCT 05-1947.....Bolt Kit

PROCRIMP TOOL



OCT 13-5000.....Tool

OCTANE PLUG WIRES



HEI Spiral Core SBC Under Header Custom Wire Set. 90° Plug Boots, 350 OHM Premium Wire With Pure Silicone Boots. Coil Wire Included. The Best Plug Wire and Best Price on the Market.
OCT 05-8321.....Non-Sleved
OCT 05-8322.....Sleved
OCT 05-8324.....10MM 40 OHM Red
OCT 05-8421.....Universal
OCT 05-8422.....Univ Sleaved Race
OCT 05-8435.....Spiral Core Sleved
OCT 05-8436.....Spiral Core Un-Sleved

SUPER CONDUCTOR SPARK PLUG WIRES



8.5mm SBC Under Header Custom Wire Set, HEI type cap with black sleeves
MSD 35591.....Wire Set
 8.5mm Universal Cut to Length Straight Plug Boots
MSD 31189.....Boots
 8.5mm SBC Under Header Custom Wire Set for Socket Type Cap
MSD 31599.....Wire Set
 8.5mm Universal Length 90° Plug Boots
MSD 31239.....Boots

BATTERY QUICK COUPLER KIT



For 4-6 gauge cable. (pair)
OCT 13-4063.....Pair
OCT 13-4064.....Cover for 13-4063

BATTERY QUICK DISCONNECT



The Battery Quick Disconnect enables you to change out a battery fast. Takes two to make a complete set. #2 Cable Size.
QUI 57-705.....Each

PROCRIMP SPARK PLUG WIRE DIE



OCT 13-4999.....Die

SPARK PLUG WIRE HEAT SHIELDS



THE 14261

The ultimate protection for spark plug wires and boots from conductive and radiant heat. The dual-purpose sleeve has a surface that reflects over 90% of radiant heat, while the inside silica-based fabric prevents conductive heat from penetrating.
THE 14250.....4 pc. 6" X 2-1/2"
THE 14260.....4 pc. 6" X 2-1/2" Silver
THE 14261.....4 pc. 6" X 2-1/2" Red

SPARK PLUG BOOT PROTECTOR



2000° Plug Wire Protection. 6 1/2" Long



OCT 05-8430.....8 Pack, Black

MOROSO SHOW CAR LOOM KIT



MOR 72170.....Blue, 7-8mm

MOROSO UNIVERSAL LOOM KIT



MOR 72150.....Blue, 7-8mm

SPARK PLUG WIRE SEPARATORS



MOR 72160.....Blue, 7-8mm



WEATHER TIGHT CONNECTORS



- OCT 13-5002 2 Pin
- OCT 13-5003 3 Pin
- OCT 13-5006 6 Pin
- OCT 13-5001 Extraction Tool

1 PIN WEATHER TIGHT CONNECTOR



ALL 76265 Aluminum

OCTANE POWER/GROUND TERMINAL BLOCKS



OCT 13-5010 Terminal Blocks

WEATHERPROOF REMOTE OUTLET KIT

The Outlet Kit provides a quick access point for a battery charger connection or a oil heater. The kit includes outlet, 5 feet of red and black wire, and necessary ring terminals to wire the kit to ta battery. Comes with dust cover, mounting hardware and extension chord outlet.

QUI 57-723 Outlet Kit

FIRE WALL JUNCTION

The two 1/8"-NPT port firewall junction is made of lightweight aluminum and comes anodized black. Sensor junction blocks are the professional method when connecting lines to pressure transducers.

QUI 63-120 Firewall Junction



PRO-BILLET CHEVY DISTRIBUTOR

MSD's most popular Chevy distributor. Features 0.500" steel shaft with Tuftride coating and high output magnetic pickup. Different springs and bushings supplied to dial-in an advance curve quickly and easily. Chrome moly weights and nylon bushings. CNC machined housing and features an oil lube track to direct oil to the cam and distributor gears and two o-ring grooves that will keep the oil from leaking down from the oil gallery.

MSD 85551 Distributor



CHEVY PRO-BILLET DISTRIBUTOR WITH SLIP COLLAR

Same as the PN# 85551 plus features an adjustable slip collar. This allows you to adjust the distributor to the correct height to accept engines with custom intakes or decked heads and blocks.

MSD 85561 Distributor



GM HEI PRO-BILLET DISTRIBUTOR

This Pro-Billet Distributor is a performance upgrade to the factory GM HEI Distributor (with a 4-Pin HEI Module). The distributor features all of the great MSD features such as the CNC machined billet housing, sealed ball bearing guide and an oversized steel shaft. Inside the housing, MSD's HEI-Module provides incredible spark energy.

MSD 8365 Distributor



CHEVY STREET FIRE DISTRIBUTOR

Street Fire components offer a quality designed alternative to the bottom bargain parts that are springing up all over. We're so assured with the quality of our new Street Fire HEI Distributor that we provide a one year warranty with it! The Street Fire received an advance assembly with coated weights and welded weight pins.

MSD 8362 Distributor



NYLON SHIM KIT

MOROSO
Contains 1.290 i.d., 1.830 o.d. shims.

MOR 26150 Shim Kit



PRO-BILLET LOCKED OUT CHEVY DISTRIBUTOR

No advance assembly, the rotor plate is welded directly to the oversized shaft keeping the timing and spark ready at any RPM.

MSD 85501 Distributor



PRO-BILLET LOCKED OUT CHEVY LATE MODEL DISTRIBUTOR

Larger diameter distributor cap, injection molded rotor and billet steel reluctor with proven magnetic pickup assembly. CNC-machined billet housing, a sealed ball bearing assembly guides a .500" shaft that receives a friction reducing QPQ coating. Features oversized (+.006") bronze distributor gear to ensure the proper mesh with the cam gear. Adjustable collar with bronze gear, weathertight connector and Ford-style Cap.

MSD 85705 Distributor



"OUTLAW SERIES" DISTRIBUTOR

- Made from 6061 hot forged aluminum
 - Each unit is fully machined on multi-axis CNC machines
 - .500" coated steel shaft
 - Each unit is assembled by hand Mic'd (micrometer), and shimmed accordingly to eliminate any play or drift in the shaft
 - Measured at an independent site, Engine Works distributors maintain a more accurate retard at higher RPM than the competition (1° of retard vs. 2°)
 - Tested for thermal shock and RPM accuracy
 - Sealed ball bearing in the upper housing
- E-W 1 Distributor



ENGINE WORKS DISTRIBUTOR PARTS

- E-W 100356 6 1/4" SB Chevy Billet Tming Tab
- E-W 130000 Camshaft Locking Plate
- E-W 130010 SB Chevy Solid Cam Button
- E-W 130011 SB Chevy Roller Cam Button





REPLACEMENT SLIP COLLAR

Replacement adjustable collar for all MSD slip collar distributors.



MSD 8539 Slip Collar

OCTANE CHEVY DISTRIBUTOR HOLD DOWN CLAMP



Fit all V-8 and 90 degree Chevrolet V-6 engines.

OCT 05-4116 Clamp with Bolt

OCT 05-4115 Clamp with Stud

DISTRIBUTOR HOLD DOWN CLAMP



Made of Gold Iridite Steel.

MOR 26200 V8 & 90° V6 Chevy

DISTRIBUTOR HOLD DOWN BRACKET



CVR DHB6BK Black Billet

MOROSO STEEL DISTRIBUTOR GEAR SHIM KIT



MOR 26140 SBC

HEI DISTRIBUTOR PARTS

Fits all GM HEI distributors. Special design centerplate eliminates over-centering of the centrifugal weights. Designed by Nelson Crozier.



MOR 72300 GM Advance Kit

DISTRIBUTOR CAP BOLT DOWN KIT



MSD 8499 Ford Black Plastic

OCTANE VACUUM ADVANCE LOCKOUT KIT

GM HEI Vacuum advance lockout

OCT 05-4940 Lockout Kit



MSD CHEVY ADVANCE KIT



MSD 8464 Advance Kit

IGNITION COIL SELECTOR


Perfect for running dual MSD Ignitions; not work on 7 and 8 Ignitions Systems; Must run Ignitions and 2 coils. Dual Inlet, Single Outlet, Black.



MSD CAPS & ROTORS



Ford Style Wide Cap and Rotor Combo. MSD 8433 Cap and MSD 8467 Rotor
MSD 84335 Cap and Rotor Combo
New Style Cap. HEI Style Terminator Cap with Wire Retainer.




MSD 8433 Cap

MSD 8467 Roto

MSD 84211 Adjustable Rotor

Contains MSD 8446 Adapter, MSD 8423 Rotor and MSD 8408 Rotor

MSD 8445 Cap-A-Dapt Chevy



MSD 8411

MSD 8437

MSD 8410

MSD 8437 Points Style Cap

MSD 8411 GM HEI Cap

MSD 8410 GM HEI Rotor

Extreme Output Rotor for MSD 8365

MSD 84101 HEI Rotor

Extreme Output Cap for MSD 8365

MSD 84111 HEI Cap



MSD 8408

MSD 8407

MSD 8446

MSD 8408 Ford Style Wide Cap with Wire Retainer

MSD 8407 Ford Rotor Assembly

MSD 8446 Chevy Cap Adapter to Large Ford Cap

MSD 8423 Fixed Rotor

MSD 84085 MSD 8408 Cap and 8423 Rotor Combo

MSD 22582 Threaded Insert for 22256 Spacer

SBC BRONZE DISTRIBUTOR GEAR

Eliminates excessive wear on camshaft gear for longer camshaft life.



OCT 05-4219 HEI Distributors

OCT 05-4220 SBC w/MSD Dist

PRO HVC COIL



This Coil is designed to produce maximum power with an MSD 7 Series Ignition Control.

MSD 8251 Coil



BLASTER PRO HVC COIL

- Designed for High RPM
- Long Duration Applications
- For use with All 6 Series Boxes

MSD 8252 Coil



POWER CORE HVC COIL

Recommended for use with 6600, 6601 and 6632 HVC Ignition Boxes.

MSD 8250 Coil



BLASTER SS COIL

Improved output coil for electronic ignitions, and MSD Ignitions. Efficient winding design and assembly creates a compact housing. Primary & secondary windings are encased in Ciba polyurethane.

MSD 8207 SS Coil



HVCII BLASTER COIL

Designed to be used with MSD 6 and SCI Series Ignition Controls, this coil utilizes an iron U-Core design with a segmented bobbin for improved voltage distribution. The bobbin is molded from a special Dupont Rynite material.

MSD 8253 Blaster Coil



HEI COIL

For GM HEI distributors.

Offers increased spark energy when used with MSD hei module, pn 8364.

The coil features special low inductance, high temperature windings which charge faster to give you increased spark energy at high rpm. The premium epoxy filled construction is designed to withstand harsh race applications as well as the wear and tear that daily usage dishes out.

MSD 8225 Coil



HEAT GM HEI MODULE

This all new Heat HEI Module supersedes the current PN #83645.

Using upgraded components, the HEAT produces high output for stock and MSD applications plus has a built in rev limiter that is more accurate and easier.

MSD 83647 Module



MSD HIGH VIBRATION BLASTER COIL

For circle track, off road and other severe duty racing applications. The windings of the High Vibration Coil are completely encased in a premium epoxy making it impossible for vibration to affect the windings. This assembly is housed in a unique alkyl molded shell which provides high dielectric characteristics plus a very durable shell. Brass primary terminals ensure full voltage delivery and are spaced far apart to eliminate the chance of spark arc-over.
MSD 8222 Blaster Coil



MSD-6CT IGNITION CONTROL

MSD Digital 6CT ignition controllers features: Built-in start retard adjustable in 0, 10, or 20 degree increments for quick, easy starts & extended starter life; LED displays rev limit, highest rpm turned, cylinder select, start retard, battery voltage, and can be set to tach mode; Full delivery of spark energy down to 6 V battery supply; Highly efficient, low-current draw for extended battery life; Single plug-in connector for clean wiring; Tamper-proof screws to prevent modification of unit and records highest rpm the engine turned for last 20 minutes of run time. Works on 4, 6, and 8-cylinder engines. Reverse polarity and overheat protection provide ultimate reliability
MSD 6427 Ignition Control



DIGITAL 6A IGNITION BOX

- Higher output with 530 primary volts & 135mj of spark energy
- Efficient components use less current to produce more power.
- Same bolt pattern as the original 6AL with a lower profile housing
- Built-in LED for system checks
- All wires exit the same side through a locked, sealed connector
- Compatible for 4, 6 or 8-cylinder engines

MSD 6201 Ignition Box



MSD BLASTER COIL

The 8202 Blaster Coils can be used in stock applications, but do not include a ballast resistor. When you are using an MSD Ignition Control, the Ignition is responsible for delivering the voltage to the coil so a ballast is not necessary.
MSD 8202 Blaster Coil



DIGITAL 6AL IGNITION BOX

- With Soft Touch Rev Control
- Higher output with 530 primary volts and 135mj of spark energy
- Efficient components use less current to produce more power
- Set an rpm limit on the 6AL with two rotary dials
- Same bolt pattern as the original 6AL with a lower profile housing
- Built-in LED for system checks
- All wires exit the same side through a locked, sealed connector
- Compatible for 4, 6 or 8-cylinder engines

MSD 6425 Ignition Box



6ALN NASCAR IGNITION BOX

The 6ALN Ignition Box is designed with circle track racing in mind and is approved for use by NASCAR. Features MSD's race winning capacitive discharge ignition design, combined with heavy duty vibration protection. Features the correct connector to form a positive locking and sealed connection. For added protection, a two part silicone elastomer encases the circuit board making it impossible for parts to vibrate loose. To top it off, both ignitions are equipped with sturdy vibration mounts. The 6ALN features a built-in Soft Touch Rev Control.
MSD 6430 Ignition Box



MSD BLASTER 3 COIL

The Blaster 3 Coil features an extra tall tower design to improve the coil wire attachment and spark isolation.
MSD 8223 Blaster 3 Coil



MSD-6AL-2 IGNITION CONTROL

- All New Housing, Digital Circuits and Performance
- Built-In 2-Step Rev Control with Rotary Dials
- Higher Output With Up To 135Mj & 535 Volts
- Accepts Hall-Effect, Points & Mag Pickup Triggers
- Managed By An Efficient Digital Control

MSD 6421 Ignition Control



7AL-2 PLUS IGNITION BOX

You'll recognize the 7AL-2 Plus Ignition Control, as its predecessor is the most popular ignition control used in drag racing. The "Plus" model updates the original 7AL-2 with improved internal components plus our engineers added a 2-Step Rev Control and a useful diagnostic LED. Features include:

- Built-in two step rev control
- Operates on 4, 6 or 8-cylinder engines.
- Troubleshooting LED for spark output diagnostics. Flashes when the coil fires.
- Terminal strips for improved and easier wiring.

MSD 7222 Ignition Box



MSD COIL WIRE HOLD DOWN

MSD 8217 Hold Down



JOES IGNITION COIL CLAMPS

Mount your ignition coil securely to either the firewall or chassis.
JOE 10350-G w/Firewall Mount



MSD 6HVC-L IGNITION BOX

All the features of the MSD 6601 Ignition Box plus Built-In Soft Touch Rev Control
MSD 6632 Ignition Box



MAXIMA CITRUS CONTACT CLEANER

MAX 72920 Contact Cleaner



ORDER ONLINE ANYTIME
WWW.POSKE.COM
CALL TO ORDER OR TECH
1-304-428-5000



IGNITION ACCESSORIES



- MSD 88007AL Vibration Mounts
- MSD 8861 Module Bypass Cable
- MSD 88606' Cable Assembly
- MSD 8823 Vibration Mounts .750" Dia
- MSD 81706 Pin Connector
- MSD 81732 Pin Connector
- MSD 8211 Coil Wire Firewall Feed-thru
- MSD 8213 Coil Bracket
- MSD 83647GM Hi Energy HEI Module
- MSD 8415 Billet Reluctor
- MSD 84661 Magnetic Pick Up
- MSD 8467 Alkyd Rotor
- MSD 8531 Steel Gear Crate SBC
- MSD 88242 Pin connector End
- MSD 8897 Plug In & Wiring Harness for 6425
- MSD 8494-2 O-Ring for Distributor Lower Shaft (MSD)

WIRING HARNESSSES



- 5' Pre-Terminated MSD Racewire Harness to Connect to a Solenoid and 12 Volt Power Source
- QUI 50-200 Harness
- 2 Pin Weather Pack Adapter MSD Magnetic Pickup
- QUI 50-207 Adapter
- MSD Digital 6AL/6CT/6A to QuickCar Harness Adapter
- QUI 50-2006 Adapter
- Single Box Wiring Harness for Dirt late Model Located in Stock Rocket Location
- QUI 50-2031 Harness



- QUI 50-0343 Wheel Brake
- QUI 50-2021 Duel Ignition

SPARK PLUG BOOT PROTECTOR



- OCT 05-84308 Pack Black

RPM MODULE KITS



The MSD RPM Module Kits give you a full selection of RPM values to choose from.

- MSD 8746 6,000 RPM, Series
- MSD 8747 7,000 RPM, Series
- MSD 8748 8,000 RPM, Series
- MSD 8749 9,000 RPM, Series

MSD Module Chips sold as singles. Check web or call for options.

AUTOLITE SPARK PLUGS *Autolite*

AUTOLITE SPARK PLUG APPLICATIONS
 AR51, AR52, AR53 – Fit Older Style Brodix Cylinder Heads Requiring The 13/16" Hex Like 8, 10, AND 11 heads.

ARI32, ARI33, ARI35 – Short Reach 5/8" Hex With A Taper Seal Fit SBC GM Steel Heads, Steel Dart, World and Pro Action.
 AR3932, AR3933, AR3934 – Fit Brodix 18 Degree, 12 X 12, 11 X, 14 Degree, and Track One, Dart Aluminum and GM 18.
 AR473 – GMPP604 Crate
 AR474 – GMPP602 Crate

**Autolite Racing Spark Plugs That Have The "AR" Prefix Are Equipped With The "Cut Back Ground Electrode" For Improved Ignitability And A "Larger Ground Electrode" For Better Heat Transfer.*

- AUT ARI3 14 mm thread; .460" reach; 5/8" hex; tapered, each
- AUT AR51 14 mm thread; .750" reach; 13/16" hex; gasket, each
- AUT AR52 14 mm thread; .750" reach; 13/16" hex; gasket, each
- AUT AR53 14 mm thread; .750" reach; 13/16" hex; gasket, each
- AUT ARI32 14 mm thread; .460" reach; 5/8" hex; tapered, each
- AUT ARI33 14 mm thread; .460" reach; 5/8" hex; tapered, each
- AUT ARI34 14 mm thread; .460" reach; 5/8" hex; tapered, each
- AUT ARI35 14 mm thread; .460" reach; 5/8" hex; tapered, each
- AUT 303 14 mm thread; .375" reach; 13/16" hex; gasket, each
- AUT AR3910 14 mm thread; .750" reach; 5/8" hex; gasket, each
- AUT AR3910X X Racing Spark Plugs, each
- AUT AR3932 14 mm thread; .750" reach; 5/8" hex; gasket, each
- AUT AR3932X X Racing Spark Plugs, each
- AUT AR3933 14 mm thread; .750" reach; 5/8" hex; gasket, each
- AUT AR3933X X Racing Spark Plugs, each
- AUT AR3934 4 mm thread; .750" reach; 5/8" hex; gasket, each
- AUT AR473 14 mm thread; .708" reach; 5/8" hex; tapered, each
- AUT AR474 14 mm thread; .708" reach; 5/8" hex; tapered, each
- AUT XPI03 Fits CT350 Engine, 14 mm thread; .708" reach; 5/8" hex; tapered, each



NGK SPARK PLUGS

Electrode materials - Many use precious metals such as platinum or gold/palladium for greater durability and lower voltage requirements. Special configurations are used for the insulator noses to improve throttle response.



- 14 mm thread; .750" reach; 5/8" hex, gasket
- NGK 4554 R5671 A-8, each
- 14 mm thread; .750" reach; 5/8" hex, gasket
- NGK 5238 R5671 A-9, each
- 14 mm thread; .750" reach; 5/8" hex, gasket
- NGK 5820 R5671A-10, each
- 14 mm thread; .460" reach; 5/8" hex, tapered
- NGK 3249 R5673-8, each
- 14 mm thread; .460" reach; 5/8" hex, tapered
- NGK 3442 R5673-9, each
- 14 mm thread; .708" reach; 5/8" hex tapered
- NGK 7317 R5724-8, each
- 14 mm thread; .460" reach; 5/8" hex, tapered
- NGK 2817 R5673-7, each

SPARK PLUG INDEXING WASHERS



- MOR 71900 Tapered Seat, .010", .021", .032"
- MOR 71910 Flat Seat, .043", .050", .064"

FLAMING RIVER TIMING LIGHT

This self-powered timing light is designed to work without an auxiliary power source which makes it ideal for use with magnetos, rear battery mount race cars, motorcycles, marine, go-karts & all spark ignition systems for single wire hassle-free timing. Equipped with a xenon bulb, which generates a bright strobe, as well as a convenient work-light. Durable construction includes a rubber-encased lens & a 48" pick up lead!"

- Single wire design (operates on 2 D batteries)
- Excellent for use with magnetos and all spark ignition systems.
- Bright xenon strobe clearly visible in daylight
- Accurate timing up to 14,000 RPM



- BSC FR1001 Timing Light

- CROSS REFERENCE -

NGK	Autolite
R5671 A-8	AR3934
R5671 A-9	AR3933
R5671A-10	AR3932
R5673-8	ARI34
R5673-9	ARI32
R5673-7	ARI35



EXTREME LCD DIGITAL TACHOMETER

Compact 2-5/8" diameter allows it to be installed into any Extreme gauge panel, or by itself. Tach may be used as simply as a RPM indicator with high RPM recall, or used in conjunction with the RPM LED lights for a shift light, Rev limiter indicator, or many other uses. RPM LED lights are easily adjusted by simply touching the lens with a finger.



TACHOMETERS

Affordable, Dependable, Accurate, American Made, Recall Tach. Memory 1-10,000 RPM.
QUI 611-6001.....5" Internal Recall
QUI 611-6002.....3-3/8 Remote Recall



OTP DIGITAL TACH

The Tel Tac Oval Track Pro 2-5/8" Tachometer shows the highest overall RPM, the four lowest RPM's and the four highest RPM's from two laps. This allows you to tune your car correctly, not guess. Complete with mounting and wiring. Powered by 9 volt battery. Works on 4-6-8 cylinder mags or distributors. Maximum RPM readings: V8 up to 12,000 rpm, 4 and 6 cylinder up to 15,000 rpm.
TEL OTP.....Tach
TEL 1001.....Wiring Harness



ACCUTECH DIGITAL TACH

Up to 10,000 RPM; Ultra lightweight, weighs only 1-1/2 ounces; 3-1/2" x 1-1/2"; State of the art electronics give you accuracy to within 10 RPM; fast response; easy to read. Easy recall; high RPM warning light to help prevent over reving of the engine
LON 52-44391.....Digital Tachometer



DIGITAL QUICKTACH 2

15000 PM, 3 in Wide X 3 in Tall, Recall, Bracket/ Harness Included, Waterproof, Aluminum, Black
QUI 611-102.....Tachometer

DIGITAL TACH

QuickTach features include:
 .75" x 1.75"
 Digital Display,
 Aluminum Waterproof Case, Mounting brackets, Backlight that comes on when the engine is shut down and auto-off to conserve battery life. Highest RPM display automatically for 15 minutes when engine is shut down, Tach automatically clears & comes back on when engine is re-fired, Low battery indicator.
QUI 611-099.....Checked Flag
QUI 611-100.....Black

IGNITION PANELS



OCT 13-4001.....Std Ignition Panel with light
OCT 13-4002.....Ignition Panel with Accessory Switch
OCT 13-4003.....Ignition Panel with 2 Accessory Switches
OCT 13-4004.....Slim Ignition Panel with Accessory Switch and includes weathertight connector

IGNITION SWITCHES

HD Switch with Weatherproof Cover
OCT 13-4815.....HD Switch
 Momentary Toggle Start Switch w/Weatherproof Cover
OCT 13-4817.....Toggle Start Switch

QUICKCAR SWITCHES

QUI 61-730.....Fuel Pressure Switch
QUI 61-735.....Oil Pressure Switch
QUI 61-740.....Water Temp. Switch
QUI 61-750.....Oil Temp. Switch
QUI 63-230.....Water & Oil Press Electric Temp Sender for Redline Gauges
QUI 63-240.....Fuel Pressure with Electric Temp Sender for Redline Gauges
QUI 63-225.....Electric Water Temp/Oil Temp Sender for Digital Gauges

IGNITION PANELS

High current specially wound copper wiring. Specially formulated high temperature (105°C) insulation is impervious to acids, oils, and fuels. Extra thick connectors (.040) will not break. Connections are insulated with melt-lined shrink tubing and all connectors are plated with pure 24K gold for improved current transfer & resistance to oxidation.
 Includes ignition switch, starter button, 2 pilot lights, and accessory switch. Weathertite plugs.
Panel W-4 5/8" x H-4 3/8
QUI 50-022.....Ignition Panel
 Includes ignition switch, starter button, 3 pilot lights and 2 accessory switches
QUI 50-025.....3 Light Ignition Panel 3"H X 4"W, Includes Start Button, 1 Acc. Switch, 1 Ign. Switch. Fits the 50-2031 Wiring Harness
QUI 50-031.....Single Ignition Panel Masters Dual MSD Switch Panel. Fits a 50-2021 Wiring Harness
QUI 50-1711.....Dual Ignition Panel
QUI 50-505.....4 Pole Ignition Switch
QUI 50-822.....Ignition Control Panel
QUI 50-825.....3 Light Switch Panel
QUI 50-865.....6 Toggle & 1 Momentary Button
QUI 50-833.....Single Ignition Panel (Slim)
QUI 50-7711.....Dual MSD Switch Panel

EXTREME SWITCH PANELS

Dash mount black plate. High current specially wound copper wiring to provide high tensile strength. All connectors are professionally crimped and soldered for superior quality, and gold/tin plated for improved current transfer/resistance to oxidation.
 3 Toggles/1 Momentary
QUI 50-7431.....4.125"x3"
 4 Toggles/1 Momentary, 3 Wheel Brake Harness
QUI 50-7713.....4.125"x3"

6 Toggles/1 Momentary, Indicator Lights
QUI 50-866.....6.875"x3.25"

STARTER BUTTON

OCT 13-9003.....Weatherproof

ORDER ONLINE ANYTIME
WWW.POSKE.COM
CALL TO ORDER OR TECH
1-304-428-5000

QUICKCAR GAUGE LIGHT KITS



- QUI 61-711 Oil Pressure
- QUI 61-712 Water Temp.
- QUI 61-714 Oil Temp.
- QUI 61-716 Water Pressure with Gauge

GAUGE WARNING LIGHTS



- OCT 13-7430 Red
- OCT 13-7431 Blue
- OCT 13-7432 Amber
- OCT 13-7433 Green



- QUI 61-701 Red
- QUI 61-702 Blue
- QUI 61-704 Amber
- QUI 61-709 Green

AUTO METER OIL PRESSURE METRIC ADAPTER



- ATM 2268 16mm-1.5 to 1/8" NPT

OCTANE SENDING UNITS

- OCT 13-1750230° Water Temp
- OCT 13-175120PSIOil Press
- OCT 13-1752Fuel Press Switch
- OCT 13-1753270° Oil Temp

MINI BRAKE BIAS GAUGES



- QUI 61-101 Gauges

LONG OIL PRESSURE FITTING



- 1/8"NPT on Engine to 4AN
- OCT 13-4040Block Fitting



EXTREME GAUGE PANELS



Top of the line mechanical 2 5/8" gauges have built in LED lights for back lighting and warning lights. Gauge will automatically switch from white light to designated colored light when a problem arises, so no warning lights necessary. All aluminum gauge housing is lightweight and durable. White face gauges, black panel..

- QUI 61-7012...3 Gauge - Water Temp/Oil Press/Fuel Press
- QUI 61-7023... 4 Gauge -Oil Press/Water Temp/Oil Temp/Water Press
- QUI 61-7026.. 4 Gauge - Oil Press/Water Temp/Fuel Press/Water Press
- QUI 61-7042.....3-1 Gauge - Water Temp/Oil Press/Fuel Pressure with Digital Tach.
- QUI 61-7021... 4 Gauge - Water Temp/Oil Press/Oil Temp/Fuel Press
- QUI 61-70514-1 Gauge - Water Temp/Oil Temp/Oil Press/Fuel Pressure with Digital Tach.
- QUI 611-7000.....Fuel Pressure Gauge
- QUI 611-7003..... Oil Pressure Gauge
- QUI 611-7006.....Water Temp Gauge
- QUI 611-7009..... Oil Temp Gauge

DIGITAL GAUGE PANELS



- Competition, lightweight Digital Gauge Panels are fitted with reliable, precision, 2-1/16" diameter gauges & feature built in warning lights, quickly alerting the driver in the event of a problem. Panels are sold completely wired, with senders, for easy installation.
- QUI 67-3012 3 Gauge Panel
 - QUI 67-4021 4 Gauge Panel

JOE'S OIL PRESSURE FITTING

This fitting is extended 2/4", making it easier to connect the line from your oil pressure gauge 1/8NPT X 4AN.

- JOE 42800.....Oil Pressure Connector



QUICKCAR TEMP ADAPTERS

- QUI 611-900.....1/2" Brass
- QUI 611-902.....3/8" Brass

OCTANE GAUGES PANELS



- OCT 13-40102 Gauge - Oil Pressure/Water Temperature
- OCT 13-40113 Gauge - Oil Pressure/Water Temp/Fuel Press
- OCT 13-4013 4 Gauge - Oil Press/Fuel Press/Water & Oil Temp

BLACK ECONOMY GAUGE PANELS



These panels feature the same top quality construction and components that QuickCar has been known for over the years. QuickCar economy gauges are built with lightweight housings, easy to read graphics bright fluorescent needle and illuminated dial face.

- QUI 61-6701 2 - Oil Pressure/Water Temperature
- QUI 61-67113-OilPressure/WaterTemp/Oil Temp
- QUI 61-6712.....3-OilPressure/WaterTemp/Fuel Pres
- QUI 61-6716.....3 - Oil Pressure/Water Temp/Water Pres
- QUI 61-6721 4-OilPressure/WaterTemp/Oil Temp/Fuel Pres
- QUI 61-67234-OilPressure/WaterTemp/Oil Temp/Water Pres
- QUI 61-6726.....4-OilPressure/WaterTemp/Fuel Pressure/Water Pres

REPLACEMENT ECONOMY GAUGES



- QUI 611-6000..... Fuel Pressure
- QUI 611-6003..... Oil Pressure
- QUI 611-6006..... Water Temp
- QUI 611-6009..... Oil Temperature

ORDER ONLINE ANYTIME
WWW.POSKE.COM
CALL TO ORDER OR TECH
1-304-428-5000



"MAX" SERIES SB-CHEVY CAMSHAFT & LIFTER KITS



Engine Works "MAX" camshafts are designed to maximize the performance of your engine. Each cam is ground using the latest CNC cam grinding equipment to ensure quality.
 3,200-6,500 RPM 290/298 Dur .538"/.556" Lift
E-W 135289S..... Solid Cam
 2,000-4,800 RPM 287/287 Dur .480"/.480" Lift
E-W 135286H.....Cam & Lifter Kit

SBC ROLLER CAMSHAFTS



These cams make tremendous midrange and top end power on any carbureted dirt engine. 900 Base Circle
 260/268 @ .050 .615/1.617 106 ILC
ISK 201615-SBC.....Roller SBC
 256/264 @ .050. 650/1.645 106 ILC
ISK 201652-SBC.....Ultimate Roller SBC

SB CHEVY ROLLER CAM BUTTON

Since all roller cam lobes are ground flat instead of tapered like a hydraulic or solid cam, it's necessary to provide some means of holding the cam back to the rear of the engine. The thrust button rides between the front of the timing gear and the back of the front cover, and can be shimmed for proper end play in the cam
CVR CB795R..... V6 & V8 200-400



BREAK IN ADDITIVE WITH ZINC



Provides added protection during critical engine break-in process. Compatible with any petroleum, synthetic or blended motor oil.
COM 159..... Break In Additive



RACING 15W-50 BREAK-IN OIL

Specifically designed for breaking in engines with flat tappet camshafts, roller elements or where elevated levels of anti-wear additives are needed. High Zinc/Phosphorous formula is blended with highly refined, pure petroleum base stocks to provide optimum ring seal.
MAX 39-11901..... 15W-50 Break-In



SBC PUSH RODS



Moly Pushrods are a true 1-piece design. .065" wall chrome moly handle 500# spring pressure. .080 wall chrome moly handle 700# spring pressure. Claimer Pushrods are 3-piece design and capable of withstanding 400# of valve spring pressure. Recommended for engines using stock diameter valve springs. Made in USA.
OCT 05-5790.....SBC Moly + 150 Pushrod .065 Wall
OCT 05-5792.....SBC Moly + 200 Pushrod .065 Wall
OCT 05-5900-1.....MP +100 .110, Individual
OCT 05-5901.....Moly Pushrod +150 .110
OCT 05-5902-1.....MP +200 .110, Individual
OCT 05-5903.....Moly Pushrod +250 .110
OCT 05-5903-1.....MP +250 .1, Individual
OCT 05-5904.....Moly Pushrod +300 .110

SBC CHECKING PUSHROD



Chromoly Adjustable SBC Checking Pushrod
 7.500-8.700, 3/16" Diameter
OCT 05-5750..... Each

4340 CHROME MOLY PUSH RODS



For Small Block Chevy. 3/8" X .080" seamless wall. Can withstand 700# of Valve Spring Pressure.
PBM 1970-8.....Sold in Sets of 8

SBC MOLY PUSH RODS



SB Chevy 262-400 1955-87 - Heat Treated. Made from seamless 4130 aircraft grade chromemoly. True one piece with .080 wall. Cold formed ends are carbo-nitrited to prevent premature splitting. 210 degree radius at one end to prevent rocker wear. Recommended for spring loads up to 750 lbs. Centerless ground and case hardened to ensure longevity. Set of 8 - 2 sets required per engine
E-W 300780-8.....STD Long X .080
E-W 300790-8......100 Long X .080
E-W 300795-8......150 Long X .080
E-W 300800-8......200 Long X .080
E-W 300805-8......250 Long X .080
E-W 300810-8......300 Long X .080

SBC GUIDE PLATES



PBM 601..... Flat 5/16"

VALVE SPRINGS

HP Solid Lift Cam, .600" Lift



E-W 927-16... Valve Springs
E-W SRK927..... Valve Springs w/Retainers and Locks

CRATE VALVE SPRINGS AND LOCKS



Crate Motor PERFORMANCE
G-M 19154761..... Valve Springs GM 602
G-M 19420455..... Beehive Valve Springs GM 602

HYDRAULIC VALVE SPRINGS

Single Spring w/ Dampner;



110#@1.80",
 310#@1.20", 1.26" Dia .600 Lift
PBM 3200.....Spring

SELF LUBRICATING VALVE SEALS

Finally, a valve seal designed specifically for race applications. A unique self-lubricating material allows controlled amount of oil for valve guide and stem lubrication. Seals can operate at 550 degree continuous operating temperatures and tolerate alcohol and Nitromethane fuels. Available in two sizes, sold in Sets of 16.
E-W 11340-16..... 500 Valve Seals



ORDER ONLINE ANYTIME
WWW.POSKE.COM
CALL TO ORDER OR TECH
1-304-428-5000

9" DEGREE WHEEL



OCT 06-7791..... Wheel

PBM ROCKER ARM STUDS



Available in both 3/8" and 7/16" versions. Sold Individually and also in sets of 16.
PBM 5180..... 3/8 Rocker Studs
PBM 5180-1..... 3/8 Rocker Studs, Ea
PBM 5182..... 7/16 Rocker Studs
PBM 5182-1..... 7/16 Rocker Studs, Ea

COMPETITION SERIES STAINLESS VALVES

- High Strength PSB24 Forged Stainless Steel Alloy
- High Flow Underhead Relief & Lightweight Design
- Precision Machined Face For Consistent Volume
- Precision Ground Keeper Grooves Eliminates Stress Risers
- Hard Chrome Stems w/Oil Retention Surface
- Hard Tips Require No Lash Caps
- Spiral Polished Fillet Increase Flow



Competition Series SS 1.600 Exhaust Valves
 Stem Dia. .3415; Installed Height +.100
 Length 5.025; Tip Length .250
PBM 1004-8Set of Eight (8)
PBM 1004-1Each

Competition Series SS 2.020 Intake Valves
 Stem Dia. .3415; Installed Height +.100
 Length 5.025; Tip Length .250
PBM 1106-8Set of Eight (8)

Competition Series SS 2.055 Intake Valves
 Stem Dia. .3415; Installed Height +.100
 Length 5.025; Tip Length .250
PBM 1108-1Each.

Competition Series SS 2.080 Intake Valves
 Stem Dia. .3415; Installed Height +.100
 Length 5.025; Tip Length .250
PBM 1110-1Each

RACE SERIES EXHAUST VALVES

EV-8 Stainless Alloy, Chrome Plated Undercut Stem, Swirl Polished; 1.60" STD Length
PBM 2003-8Set of Eight (8)



MACHINED VALVE KEEPERS

Alloy Steel & Heat-treated For Added Strength. Packaged In Sets Of 16 Pairs. The Stamped 7 Degree Valve Keepers Have Been Hardened For Superior Wear Resistance. Recommended Only For Street Applications.
 1 1/32 Stem Size and Stock Bead Location
PBM 2017 Degree Valve Lock



EASY WRENCH

The easy way to help check valve lash.
OCT 06-7778 1/2" w/1/8" & 3/16"
OCT 06-7779 7/16" w/1/8"
OCT 06-7780 9/16" w/3/16" & 7/32"
OCT 06-7781 5/8" w/3/16" & 7/32"



CLEVITE RACING BEARINGS



Clevite Tri Metal H Bearings Load Rated at 8500 PSI. Chamfered for Large Radii. Available in Standard and Undersizes. Call for specific applications.

SBC Racing Rod Bearings
M77 CB663HN.....Bearings
M77 CB663HN-1.....Bearings .001
M77 CB663HN-10.....Bearings .010
M77 CB663HN-11.....Bearings .011
M77 CB663HN-20.....Bearings .020

Racing Main Bearings
M77 MS909H.....350 Chevy Bearings
M77 MS909H-10.....350 Chevy Bearings .010
M77 MS909H-20.....350 Chevy Bearings .020
M77 MS1038H.....400 Chevy Bearings
M77 MS1038H-1.....400 Chevy Bearings .001
M77 MS1038H-10.....400 Chevy Bearings .010



CLEVITE STANDARD BEARINGS

Clevite Tri Metal P Bearings Load Rated at 7,000 PSI. Available in Standard and Undersizes. Call for Specific Applications.
M77 CB663P...SBC Rod Bearings
M77 MS909P.....350 Main Bearings
M77 MS1038P.....400 SBC Main Bearing



KING ENGINE BEARINGS



KIN CR807HPN.....SBC Rod Bearings Std
KIN CR807HPN-001.....SBC Rod Bearings .001
KIN MB557HP STD 350 SBC Main Bearings Std.

Dura-Bond

BEARINGS
DRB CH8.....SBC Cam Bearings Std Duty
DRB CHP8.....SBC HD Cam Bearings
DRB DT-IT.. Cam Bearings Dart Little M Block

SFI APPROVED SB-CHEVY FLEX PLATES

ALLSTAR PERFORMANCE

153-Tooth Chevy Externally Balanced
ALL 26831 153-Tooth Chevy
ALL 26830 153-Tooth Chevy
 168-Tooth 400 Chevy External Balanced
ALL 26810 168-Tooth Chevy
ALL 26800 168-Tooth Chevy



PLASMA MOLY PISTON RINGS

These Rings Are Super Premium Plasma Moly Made by Mahle for PBM Plasma Moly 400 SBC 1/16, 1/16, 3/16 Ring Package. Please Specify Oversize



4.155" Bore
PBM PS24160FL-30..... File Fit, Low Tension Oil Plasma Moly 350 SBC 1/16, 1/16, 3/16 Ring Package. Please Specify Oversize. Available in Standard Bore Size 4.00"
PBM PS24000FS-STD..... File Fit Std Tension Oil Available in .040" Oversize. Bore Size 4.040
PBM PS24040FS-40..... File Fit Std Tension Oil.

PISTON RING FILER

BSC 66785..... Filer
BSC 66786..... Replacement Disc



OCTANE TOP DEAD CENTER PISTON STOP

OCT 06-7792Chevy V8-V6



SBC HARMONIC BALANCERS

P-B PB1012SS.....SBC Balancer, 6 1/4" SFI



OCTANE STEEL BELLHOUSING

OCT 05-2020 Bellhousing



OCTANE EXTRA LONG BELLHOUSING DOWELS

OCT 05-2010 1.5" Long - Sold in Pairs



ORDER ONLINE ANYTIME
WWW.POSKE.COM

FLYWHEEL BOLTS

12-point, manufactured of special high strength steel alloy for use in Chevrolet V8 and 90° V6 engines on flywheels with a counter-sunk crankshaft flange fly-wheel. Black oxide finish. Each package contains six bolts and washers.
MOR 38755..... 7/16"-20 x 1" Bolts.



COMPLETE GASKET SETS



Sealed Power Sets with Fel Pro Gaskets
SEA 260-1000 350 Chevy

CYLINDER HEAD GASKETS



- FEL 1003B.....SBC (Gasket Bore 4.166)
- FEL 1004B..... 400 SBC No Steam Hole (Gasket Bore 4.190)
- FEL 1010B..... SBC with Aluminum Heads (GB 4.166)
- FEL 1017-1..... Big Block Chevy
- FEL 1034-B..... 400 SBC (Gasket Bore 4.200)
- FEL 1043.....350 SBC (Gasket Bore 4.080)
- FEL 1044..... 350 SBC Extra Thick .051

MISCELLANEOUS GASKETS



- FEL 2202.....SBC Thermostat O-Ring
- FEL 2302-1..... 9" Ford Housing Gasket
- FEL 2303..... Frankland A/C Cover
- FEL 2702..... R.A.C.E. Gasket Set - Rear Main, Water Pump, Timing Cover & Seal, Water Outlet & Fuel Pump
- FEL 2909.....SBC 400 Rear Main Seal Line Honed Oversize
- FEL 2912.....SBC 59-85 Premium Rear Seal
- FEL 5152..... SBC Water Pump Gaskets.
- FEL 1470..... Exhaust Gasket SBC GM 604
- FEL 1604.....SBC Valve Cover Cork SHM
- FEL 1628..... SBC Valve Cover Rubber
- FEL OS34500R.....SBC 1989-97 1 Pc Rear Main
- FEL 2900..... SBC 1959-85 2pc Rear Main Seal (Silicon)
- FEL 1289.....SBC Intake Gasket Crate
- FEL 2330.....Timing 2pc Cover Ring Gasket SBC
- FEL OS34510T.....Oil Pan Gasket SBC 75-79 OEM
- OCT 05-2909Rear Main Seal 400 Oversized SBC


EW STUD GIRDLER ADJUSTER NUTS



3/8 Stud Girdler Adj Nut
E-W 36-8Set of 8



FABRICATED VALVE COVERS



Small Block Chevy Fabricated Valve Covers. No Oilers. Fits SBC 12, 14, 15, 18, and 23° Heads and will clear 1.7 Rocker, Jesel and T&D Shaft Rocker Systems
OCT 05-7240 Silver
OCT 05-7240BKBlack

OCTANE FABRICATED VALVE COVER BOLT KIT

For Octane SBC Fabricated Valve Covers.
OCT 05-7241 Replacement Bolts 4-Pack

STEEL CIRCLE TRACK VALVE COVERS



OCT 05-7210 Black SBC , pr
OCT 05-7140 SBC Polished Alum, pr

VALVE COVER STUD KIT

MOR 68820.....Valve Cover Stud Kit
MOR 97030.....Studs, 1/4-20 x 1-3/8" long (8)

ORDER ONLINE ANYTIME
WWW.POSKE.COM

OCTANE VALVE COVER GASKETS



SBC Cork Composition
OCT 05-9903 Pair
SBC Rubber VIC Gasket, Steel Center
OCT 05-9902 Pair
SBC VIC Gasket Cork with Steel Shim
OCT 05-9904 Pair

CLAMP ON VALVE COVER BREATHER



Chrome clamp-on breathers
OCT 10-1590 1-3/8" with Shield
OCT 10-1595 1-1/2" with Shield
OCT 10-1600 1-1/2" without Shield
OCT 10-1601 1-3/8" without Shield

Black clamp-on breathers
OCT 10-1592 .. 1-3/8" with Shield
OCT 10-1597 ... 1-1/2" with Shield
OCT 10-1598 1-1/2" without Shield
OCT 10-1599 1-3/8" without Shield



VALVE COVER FILTERED BREATHER



1/2-Hood (180o) Clamp-on Type. For Moroso Covers with welded-in stacks, 1-1/2" I.D.
MOR 68812 Clamp-on Type

SCREW-IN BREATHER



PTR 08-0415 With Filter
PTR 08-0450 -12 with 1 Way Valve

OUTERWEARS VALVE COVER BREATHER PREFILTERS



Keep dirt and debris out of your valve cover breathers. For Shielded or not. Available in Black, Blue, Orange, Purple, Red, and Yellow
CALL.....Specify Color

INTAKE MANIFOLD BOLT KIT

Small Block and 90° Chevy V6, and Small Block Chryslers with single plane manifold, 3/8"-16 x 1-1/8", 12 to a set
MOR 38400.... Small Block Big Block Chevy with tunnel ram and dual plane single 4-bbl manifold 3/8"-16 x 1-1/4", 16 to a set
MOR 38410.....Big Block



K&N VENT & CRANKCASE FILTERS



3/8" OD Vent and 1 1/2" Tall with Rubber top Steel Base Breather Vent Filter K-N 62-1000.....Steel Base Vent Filter 3" x 2.25"x 1 3/8" ID Clamp on K-N 62-1440.....Clamp-on

OCTANE CRANKCASE VENT FILTER

Clamp-on OCT 10-1580.....3/8"x1-1/2" Base



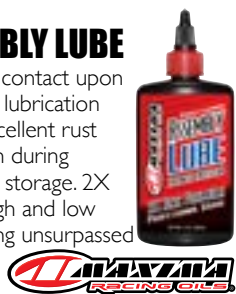
DUAL GAUGE LEAK DOWN TESTER

Easy-to-use tester checks ring seals, valves, even head gaskets. Allows the ability to achieve consistent power. Stretch out the time between costly teardowns. Exclusive Longacre gauge manifold meters the airflow for precise readings LON 52-73010.....Tester



MAXIMA ASSEMBLY LUBE

Prevents metal-to-metal contact upon startup before adequate lubrication is supplied and offers excellent rust and corrosion protection during long service periods and storage. 2X Zinc activates at both high and low operating temps providing unsurpassed protection. Non-foaming. MAX 69-01904.....Assembly Lube



OCTANE TIMING COVER BOLTS

Chevy timing cover bolt set. OCT 05-6090.....Bolt Set



ARP STUDS, BOLTS, FASTENERS & LUBE

SBC Head Stud Kit. OEM Cast Iron & Aluminum Chevy Heads, Brodix -8, -10, -11 & Track One. Dart Sportsman - Dart II ARP 134-4001.....Head Stud Kit ARP 134-3601.....Head Bolts SBC Main, Large Journal 8740 Chrome Moly ARP 134-5401.....2 bolt Main Stud Kit ARP 134-5601.....4 Bolt Cap Stud Kit w/o Windage Tray



SBC 305, 307, 350 CID. 8740 Chrome Moly ARP 134-6003.....3/8 Rod Bolt Kit SBC 265-400 CID. 170,000 psi. 3/8" 12-Pt SS ARP 434-2001.....SBC Intake Bolt Kit ARP 100-1402.....SBC Header Stud Kit 12 Bolt ARP 100-1403.....SBC Header Stud Kit 16 Bolt ARP 100-9904.....Thread Sealant with Teflon ARP 100-9909.....Assembly Lube Moly Paste

INTAKE MANIFOLD GASKETS

FEL 1204.....SBC 1.99"x1.23" Port .060" Thick FEL 1205B.....SBC 2.09"x1.28" Port .060" Thick FEL 1206B.....SBC 2.21"x1.31" Port .060" Thick FEL 1207.....SBC 2.28"x1.38" Port .060" Thick FEL 1209.....SBC 2.28"x1.38" Port .060" Thick FEL 1254-1.....SBC 180 Split Valley FEL 1255.....SBC Vortec Engine FEL 1263.....SBC 180 Raised Runner .125" Thick FEL 1266.....SBC 2.21"x1.31" Port .120" Thick FEL 1267.....SBC 2.28"x1.38" Port .120" Thick FEL 1277.....SBC 18" High Port .030" Thick FEL 1282.....SBC 180 2.15"x1.25" Port .060" Thick



SBC TIMING COVER GASKET KIT

Fits Small Block Chevy. Includes OCTANE Timing Cover, & Water Pump Gaskets and Cover Seal. OCT 05-9050.....Gasket Kit



PRO-BILLET TRU-ROLLER SERIES SEAMLESS ROLLER

- Pre-stretched chain
- Heat Treated gears
- Torrington Bearings
- 9 keyway crank sprocket
- Gears made in the USA.
- Precise Tooth Form Provides stable timing in high RPM applications.

E-W 10010.....Roller



COMPETITION SERIES TRU-ROLLER SEAMLESS ROLLER

- DIDO .250" oversize seamless Tru-roller pre-stretched chain
- Steel crank gears w/3 keyway design
- Gears made in US

E-W 10800.....SBC



SBC 2 PIECE TIMING COVER

Allows front cover removal without disturbing oil pan seal Gaskets included OCT 05-6120.....Each



SBC TIMING COVER STEEL

Fits SB Chevys with a reinforced cam thrust area and gasket flange. OCT 05-6100.....Cover



ALLSTAR SBC TIMING COVER

Cover fits Small Block Chevrolets. ALL 90010.....Timing Cover



2-PIECE TIMING COVER

Makes it Easy to Remove the Timing Cover Without Removing the Oil Pan Seal. E-W 100354.....6-3/4" Billet SBC Timing Tab



SBC ALUMINUM TIMING COVER

E-W 130052.....Timing Cover



DOUBLE PASS OIL COOLER

Plate and bar design cooler has two -10 male AN fittings. 3-1/2" thick. 15" x 6-3/4" (including mounting flanges) normal constant operating pressure 80 Psi. maximum Constant Operating Pressure 100 Psi. Burst Pressure 170 Psi. capacity is 12490 BTUs., 17 Fins Per Inch



ALL 30146 Double Pass #10AN/#10AN

FSR SUPER DUTY OIL COOLERS



All Welded Tanks and Mounting Flanges

FSR 101675D-10... Double Pass #10AN/#10AN
FSR 101675D-12... Double Pass #12AN/#12AN

Adding an oil cooler to a vehicle increases engine life and reduces engine operating temperature. Engine oil not only lubricates but also removes a large amount of heat from the engine. Top engine builders recommend and often require use of an oil cooler

SBC OIL PUMP DRIVE ROD

CVP MEIS-55E..... Pump Drive Rod

CHEVY OIL PUMP STUD KIT

MOR 38150.....SBC/BBC/90°/V6 Chevy

OIL PUMP PRIMER

MOR 62200..... Primer

MOROSO OIL PUMP SHAFT

MOR 22070.....SBC/90°/V6 Oil Pump Shaft

OIL PUMP STUD

ARP 230-7004..... V8
12 Point Nut, Chromoly, Black Oxide, High Volume Pumps, Chevy V8

CT350 CIRCLE TRACK CRATE ENGINE



PERFORMANCE

This 350 Cubic Inch, 350 Hp, Small Block Chevy Engine is based on the 350 HO High-performance street-class crate engine and features a strong four-bolt-main block and iron Vortec cylinder heads. A dual pattern camshaft helps deliver almost 400 lb.-ft of torque between 2,000 and 5,500 rpm - peaking at 396 lb.-ft at 3,800 rpm. Compression Ratio; 9.6 to 1, Stroke; 3.48 in
G-M 19435602..... Engine



REAR MOTOR MOUNT

OCT 05-0010 Pair

ALLSTAR CHEVY REAR MOTOR MOUNT

Fabricated Steel V-8 And V-6 Chevy Motor Mounts. Designed For Circle Track Racing.
ALL 38101 One Mount

MOTOR MOUNTS



Mount Is .250" Thick & Replaces Stock Mounts To Eliminate Torque Loss & Excessive Engine Movement Associated With OEM Rubber Mounts.
ALL 38108 1" Offset Chevy Front
ALL 38109 2" Offset Chevy
ALL 38113 302-351W Front

CT525 MOTOR MOUNTS

The mounts allow a 525 crate motor to be placed in the stock Chevy location or 1" back. Mounts are slotted 1" left to right for further adjustment options.
PTC 100-358..... Pair

ALLSTAR LIFTING PLATE

ALL 10123 Plate
Bolts to manifold in place of carburetor. Yellow zinc coated plate fits standard Holley 4150/4160 and 4500

MOTOR MOUNTS



1/4" Steel with Weight Reduction Hole
OCT 05-0032-2..... Pair

1/4" Thick Aluminum
OCT 05-0030-2..... Pair

SBC Solid Steel Mounts to Replace Stock OEM Style Rubber Mounts. Used to Remove Torque. Use with OCT05-0050.
OCT 05-0055 Pair

MOTOR MOUNTS

MOROSO
Chevrolet Motor Mounts, .188" zinc plated steel. Replaces OEM No. 332648 when used with 62630
MOR 62515..... Motor Mount

Solid Motor Mount Pad Kit. Zinc finish. 1982-92 Camaro/Firebird, Small Block, Big Block and 90° Chevy V6, use with Moroso Motor Mounts No. 62510
MOR 62610..... Kit

Solid Motor Mount Pad Kit. Zinc and yellow chromate plating. 1974-81 Camaro/Firebird; 1973-88 Chevelle, Malibu, El Camino; 1973-79 Nova; 1976-90 Impala, Caprice; Small Block, use with Moroso Steel Motor Mounts No. 62515
MOR 62630..... Kit

MIDPLATE MOUNT

5 1/2" Midplate Channel. Made of .085" Steel.
OCT 01-34131 Mount

ROCKET ADJUSTABLE MID PLATE

ROC PC100-806N3 Chevy

PETERSON FILTER ELEMENT

PTR 08-1900 Filter Element
Square Filter Element 100 Micron Fits Peterson Oil Tanks With Integral Filter

ENGINE SPACERS

OCT 01-33005 1/2" Thick
OCT 01-33010 1" Alum
OCT 01-33015 1.5" Alum


ALUMINUM BREATHER TANK



Use on dry sump tanks and rear ends. Complete with mounting bracket, 1-1/2" breather with washable element, drain, and one 3/8" NPT bung on the side.
OCT 03-5100Breather Tank

ALUMINUM BREATHER TANKS

Used On Dry Sump Tanks And Rarends. Complete with Mounting Bracket, Washable Breather; Drain and 3/8" NPT Bung on the side.



Aluminum Breather Tank with 1 Bung
ALL 36108 1 Bung
Aluminum Breather-Tank with 2 Bungs
ALL 36109 2 Bungs

DRY SUMP BREATHER TANK



16 AN Inlet. For use with Dry Sump Oil Tanks. Moroso dry sump breather tanks allow a place for air to escape to the atmosphere when using a dry sump oiling system. They're designed to be used as a remote breather and oil separator on dry sump tanks & rear axle housings. They can be mounted to any panel & come complete with a filtered breather and draincock.
MOR 85475Breather Tank



JOE'S DRY SUMP BREATHER TANKS



3" x 3" x 6 1/2" with a 3/4" NPT fitting for your vent line and equipped with a drain valve.
JOE 12410Breather Tank
 Baffled Vent Tanks have a filter to keep dirt out of your lubricant & fitting at the bottom for your vent line.
JOE 12301 1 1/2" Mount, #8 Fitting
JOE 12304 1 3/4" Mount, 1/4" NPT Fitting
JOE 12310 Sheet Metal Mount, 1/4" NPT Fitting

PETTERSON DRY SUMP OIL TANK COMPONENTS

4 Gallon Oil Tank for Dirt Late Models features a high flow spin on filter inside the cap that makes checking filter simple. A built in dipstick makes checking your oil level easy and, radiused full flow fittings eliminates back pressure on the return lines. 9" Diameter, 20" Height. The Mount is 9" round for Dry Sump Oil Tanks, with a 1 1/2" hole for mounting direct to roll cage tubing.



PTR 08-0106 Tank Mount
PTR 08-9016 Oil Tank (pr)
PTR 19-5100 100 Micron Filter

FAT BOTTOM OIL TANK



When chassis space is limited, and more oil capacity is required from engine builders, look to the new Fat Boy Dirt Late Model oil tank. With a lower profile design and all the standard features of Peterson's DLM tanks, you'll get a tank that is 18.62" tall, 10" OD and has a 5-gallon capacity. Purchase Straps Separately.
PTR 08-9019Fat Bottom Oil Tank, Dry Sump
PTR 08-2106 Oil Tank Bracket Billet
PTR 08-2105 Oil Tank Bracket Flat
PTR 08-2108 New Design Billet Bracket



ORDER ONLINE ANYTIME
WWW.POSKE.COM
CALL TO ORDER OR TECH
1-304-428-5000

OIL PUMPS



Barnes Oil Pumps have an internal scavenge bypass to one scavenge outlet. Fittings available for 12AN and 16AN applications. Each pump is also set up for KSE Tandem Mount or Sweet Rear Mount Power Steering Pump which require the use of the Barnes 9021 adapter. Pressure and scavenge section is 1.375" in width.
BAR 9017-5BI.0BRT-DS5 Stage Bert Rear Mount
BAR 057 Drive Spud 9021 Adapter
BAR BRG007 Front Oil Pump Seal

OIL PUMP PULLEYS & REAR MOUNT DRIVE ACCESSORIES



44 Tooth x 26 mm Oil Pump Pulley HTD - Used in Maverick Tranny Applications
JON 26MM44TPulley
 36 Tooth x 30mm Oil Pump Pulley HTD
JON 30MM36TPulley
 38 Tooth x 30mm Oil Pump Pulley HTD
JON 30MM38TPulley
 40 Tooth x 30mm Oil Pump Pulley HTD
JON 30MM40TPulley
 Belt Guard for 36 Tooth x 30mm Pulley
JON BG6108-36 Pair
 Belt Guard for 38 Tooth x 30mm Pulley
JON BG6108-38 Pair
 Belt Guard for 40 Tooth x 30mm Pulley
JON BG6108-40 Pair
 Belt Guard for 44 Tooth x 26mm Pulley
JON BG6108-44 Pair
JON OP-SET-SCREW Grade 8 Knurled Oil Pump Pulley Set Screws



7 QT. CIRCLE TRACK WET SUMP SBC SPORTSMAN PANS



Features trap doors for oil control, removable louvered windage tray & crankscraper. Accepts 3.80" stroke with steel rods & most starter & flywheel combos. Will not fit blocks with splayed main caps.
 8" Deep Oil Pan, Oval Track Steel, Wet Sump. Fits SBC 1980 & Older w/2-piece Rear Seal
MOR 21308.....SB-Chevy 8" Pan
MOR 24308.....Pickup for M55V Pre-1980 Blocks with Driver-side Dipstick & GM 1978-87 Metric Chassis, aftermarket & Camaro front ends. 7.5" Deep, 10" Long by 11" Wide Sump
MOR 21316.....SB-Chevy 7.5" Pan 1980-1985 Blocks with Pass-side Dipstick & GM 1978-87 Metric Chassis, aftermarket and Camaro front ends. 7.5" Deep, 10" Long by 11" Wide Sump
MOR 21317.....Passenger Side Dipstick 1986 & Newer Blocks with 1-pc Rear Main Seal. Fits GM 1978-87 Metric Chassis, aftermarket & Camaro front ends. 7.5" Deep, 10" Long by 11" Wide Sump
MOR 21320..... 1-pc Rear Main Seal Pickup fits 2316, 2317 & 23120 for M55HV Pump
MOR 24316..... For M55HV Pump
MOR 24104..... Oil Pump Pickup Tub

SMALL BLOCK CHEVY OIL PAN STUD KIT



Small Block Chevy Oil Pan Studs
MOR 38350.....Stud Kit

MOROSO OIL PAN BOLTS



Self-Locking Oil Pan Bolts, Small Block and 90° V6 Chevy and all Oldsmobile V8's, 18 to a set.
MOR 38550.....Bolt Set

WET SUMP OVAL TRACK OIL PANS



- 8-Quart Capacity
- 6 trapdoors and 3 runners.
- Oil level check, temp fitting, magnetic drain plug.
- Bolt in slosh baffle with one way screen windage tray with built in scraper.

CAN 11-1207" Small Block Chevy Pre-1980 with Left Side Dipstick 8 Qt. Capacity
CAN 20-070Pick Up For 11-120 w/HV Pump
CAN 20-071Pickup For Melling 10552/10555 Pump


CANTON ACCUSUMP

The Best Insurance for a Wet Sump System Money Can Buy.
CAN 24-006 3 Quart Accusump
CAN 24-200Accusump Mount
CAN 24-260Manual Ball Valve 1/2" NPT



PIONEER FREEZE PLUGS

PIONEER Automotive Industries
PIO PE-100350 Chevy
PIO PE-101 400 Chevy, Brass



OCTANE OIL PAN BOLTS

OCT 05-6085 Chevy Oil Pan Bolts



OIL RESTRICTOR KITS

SBC & BBC Engines, .0625" Orifice Dia. Screws into Existing Lifter Gallery Cleaning Plug Holes at Back of Block.
MOR 22010..... 2 Per Package



Fits newer GM style blocks including Gen V & Gen VI with oil lifter galley bosses flush with bell housing face.
MOR 22016..... 2 Per Package



Fits SBC & BBC, .060" orifice Dia. Oil Delivery Holes at Rear Cam Bearing Must be Tapped to Install.
MOR 22000..... 2 Per Package



DRY SUMP OIL PAN BOTTOM PLUGS

Aluminum Oil Pan Bottom Plugs, 6-Pack
MOR 97005.....Bottom Plugs



ONE-PIECE SBC OIL PAN GASKET

OCT 05-9010For LH Dipsticks



OIL PAN SETS ONE-PIECE

FEL 1882..... SBC 57-74 w/Thick Front Seal
FEL 1880.....BBC 75-79 LH Dipstick w/ Thick Front Seal
FEL 1881..... BBC 80-85 RH Dipstick w/ Trimmed Stroker
FEL 1886.....SBC 89-97 Rear Main, Rubber, 5.0/5.7L



MULTI-PIECE OIL PAN GASKETS

FEL 1821B.....SBC 55-79 Rubber/Steel Core



OIL FILTER ADAPTERS



For plumbing Accumulators & External or Dry Sump Oil Pumps.

MOR 23690.....Oil Filter Adapter

MOROSO REMOTE OIL FILTER MOUNT



Spin-on oil filters. Flow direction: inlet right side, outlet left side

MOR 23750.....Chevy V8 Spin-On Remote Oil Filter Mount fits Chevy V8 type spin-on filter: Flow direction: inlet on left, outlet on right

MOR 23760.....Chevy V8 Remote

MOROSO OIL FILTER BY-PASS



MOR 23770.....SB/BB-Chevy ByPass

MOR 97321.....Square O-Ring for 23770

BARNES ADAPTERS



BAR 9021.....Rear Drive Adapter

BAR 42-S.....Replacement Oil Seal

OIL PUMP BLOCK OFF PLATE



Oil Pump Block Off Plate

MOR 23790.....Chevy V8 & 90° V6

OIL FILTER ADAPTER BYPASS



OFB67



OFA65

CVR OFA65.....Chevy V8 Adapter

CVR OFB67.....Filter By-Pass

BILLET REMOTE OIL FILTER MOUNT

13/16-16 in Thread, 1/2 in NPT Inlet, 1/2 in NPT Outlet, Bolt-On, Aluminum, Clear Anodize, for HP4 style oil filter

CVR OFM61.....Chevy



CHEVY BILLET OIL INPUT SANDWICH ADAPTER

Replaces the Stock Chevy Bypass, so the engine receives filtered oil all the time. Machined from billet aluminum, with two oil input ports, one before filtration (for an external oil pump) and one after filtration (for an ACCUSUMP). With these adapters the oil filter mounts in the stock location only 1-1/2" lower. This unit comes complete with O-Rings.

CAN 22-550.....SB-Chevy



SBC BYPASS ELIMINATOR



Replacement for the stock oil bypassing filter mount

CAN 22-570.....Replacement



SBC REMOTE OIL COOLER SANDWICH ADAPTER

13/16"-16 center thread, 1/2" NPT female inlet and outlet. Anodized aluminum.

CVR OCS63.....Adapter



SPIN-ON OIL FILTER ADAPTER (WIX)

Bolt-on non-bypass filter adapter for spin on Filter 13/16-16 in. (HP4) Aluminum Non-Metric style adapter: No oil bypass.

OCT 05-6150.....Oil Filter Adapter



OIL PRESSURE RISER TUBE

Banjo Type 1/8" NPT/4AN

PTR 15-1040.....Riser Tube



OIL FILTER CUTTER

Uses a cutting wheel and a pair of opposing ball bearings to easily rotate the filters as they cut. It can cut filters up to 5 1/2 in. in diameter, and features aluminum construction to ensure ease of use and durability.

OCT 06-7700.....Oil Filter Cutter



WIX RACING OIL FILTERS



WIX 51061.....Chevy No Anti-Drain*

WIX 51061R.....Chevy

WIX 51060R.....Chevy

WIX 51222R.....Chevy w/1" Inlet

WIX 51515R.....Ford and Mopar

WIX 33900R.....FRAM HPGC-I

*Non-Race Filter

FRAM RACING OIL FILTERS



*Also fits some external remotes

FRA HPI.....Ford/Dodge*

FRA HP6A.....Chevy 2 Qt (23766 Moroso)

LONGACRE BILLET ALUMINUM OIL FILTER CUTTER



Cut your old filter open to spot problems before they cost you. Billet anodized aluminum. Cuts 2 3/4" - 5"

LON 52-77750.....Cutter

BILLET OIL FILTER CLAMPS



Mounts 09-0452 Filter to 1-1/2" Roll Cage Tubing. Each Clamp is 2 pieces & they are sold in Pairs. Mounts To 09-0452 Filter Body

PTR 09-0492.....Sold in Pairs

INLINE FILTERS



Remove Harmful Parts From The Oil Before They Reach The Pump. Free Flowing And Has Twice The Filter Area Of Peterson's Dry Sump Pan Screens.

PTR 09-0402.....10AN Scavenge, Dry Sump

Screws on to male oil pan 12AN fitting making filtering scavenge a snap keeping small pieces of material from potentially damaging your oil pump. The Screen Can Be Easily Inspected Without Removing The Pan.

PTR 09-0404.....12AN Dry Sump Pan Mount



ORDER ONLINE ANYTIME
WWW.POSKE.COM
CALL TO ORDER OR TECH
1-304-428-5000

PNEUMATIC AIR RIVETER

Ergonomic, lightweight and balanced with long reach nose & one finger soft trigger actuation. Includes Mandrel Collector Bottle. Handles Steel Rivets 3/32", 1/8", 5/32", 3/16"; Aluminum Rivets 3/32", 1/8", 5/32" & 3/16" & Stainless Steel Rivets 3/32", 1/8", 5/32". Weighs 2.8 lbs



OCTANE DRILL BITS

OCT 06-1316P Premium 3/16" Double Ended 6/pk
 OCT 06-2436 43/64" Wheel Stud Drill Bit



OCTANE TAPS

OCT 06-1512 1/2" x 20 Left Hand
 OCT 06-1534 3/4" x 16 Right Hand
 OCT 06-1535 3/4" x 16 Left Hand
 OCT 06-1558 5/8" x 18 Right Hand
 OCT 06-1559 5/8" x 18 Left Hand



ALLSTAR SPRING STEEL PUNCH

Impact gun style punch places a 1/4" diameter hole 1/2" from the end of most 1" x .062" thick spring steel material. Punch features a built-in stop which positions the material for accurate hole placement. Punch may be placed in a vice or handheld and impact gun driven using a 3/4" socket.

ALL 23117 Socket/Screw Type, 1/4" Hole
 ALL 99014 Replacement Mandrel



THREADED INSERT TOOL ADAPTER FOR DRILL

Adapter with aluminum housing for cordless drill. 1/4" hex drive includes #6-32, #8-32, #10-24, #10-32, 1/4-20 mandrels.

OCT 06-2510 Adapter
 OCT 06-2511 1/4-20 Mandrel for Threaded Insert Tool



OCTANE CLECO PLIERS & PINS

OCT 06-2210 Cleco Pliers
 OCT 11-12020-10 3/16" Cleco Pins (10)
 OCT 11-12022-10 1/8" Cleco Pins (10)
 OCT 06-2212-20 Cleco Pliers and 3/16" Pins (20)



HAND RIVETER

OCT 06-2501 Hand Riveter



OCTANE SPRING STEEL PUNCH

Allows quick & easy spring steel installation. One hit punches a 1/4" hole

OCT 06-2801 Steel Punch
 OCT 06-2802 Replacement Pin



SBC CHECKING PUSHROD

Chromoly Adjustable SBC Checking Pushrod 7.500-8.700, 3/16" Diameter
 OCT 05-5750 Each



OCTANE BALL JOINT REAMER

American Made from High Speed Tool Steel. Commonly Used with Chrysler Lower Ball Joints or Chevy Upper Ball Joints.

OCT 06-1007 7° 1-1/2" Taper Per Foot. Commonly Used with Chevy Lower Ball Joints
 OCT 06-1010 10° 2" Taper Per Foot



SAFETY WIRE AND PLIERS

OCT 06-4401 Wire
 OCT 06-4400 Pliers



AIR/HYDRAULIC FOOT PUMP

*Optional with E-ZB 90 Tubing Bender
 EZB EZB1001 Foot Pump



MOROSO
STUD MOUNT VALVE SPRING COMPRESSOR
 MOR 62370..... Valve Spring Compressor
VALVE SPRING COMPRESSOR

For use with both 3/8" and 7/16" Studs.
OCT 06-7784..... Compressor

OCTANE 9" DEGREE WHEEL

OCT 06-7791 Wheel

MOROSO DEGREE WHEELS

MOR 62191 18" Pro Degree Wheel

DUAL GAUGE LEAK DOWN TESTER

 This easy-to-use tester checks ring seals, valves, even head gaskets.
 • Allows the ability to achieve consistent power
 • Stretch out the time between costly teardowns
 • Rugged design features rubber bumpers to protect the gauges
 • Exclusive Longacre gauge manifold meters the airflow for precise readings
LON 52-73010 Leak Down Tester

UNIVERSAL GOPRO CAMERA MOUNT
 JOES GoPro mounts are high quality aluminum mounts that are designed to swivel and pivot so you can aim your camera to get the perfect shot. Our mounts are stronger and more stable than competing mounts, allowing you to get cleaner videos and reducing the chance of you losing your GoPro. *GoPro & Case not included
JOE 60200..... Camera Mount

ADJUSTABLE AN WRENCH
 Single End, Aluminum,
OCT 06-7225 up to 16AN
OCT 06-7230 3AN - 12AN

ALUMINUM AN WRENCH SET

 Designed to allow you to turn a fitting in 15-degree increments. Precision machined from 6061-T6 aluminum. Sizes #3-#20AN.
JOE 18001 Wrench Set

OCTANE ALUMINUM AN WRENCH SET

 Set includes #3, 4, 6, 8, 10, 12, 16, 20 sizes.
OCT 06-7200 Wrench Set

SCALLOPED TUBE WRENCH
 8-1/8 Scalloped Suspension Tube Wrench with 5/8" & 3/4" Ends

QUI 66-6275 Wrench

OCTANE TOP DEAD CENTER PISTON STOP
OCT 06-7792 Chevy V8-V6

OCTANE 7/8" THIN JAM NUT WRENCH

 Thin design 7/8" Jam Nut Wrenches are designed for extra clearance
OCT 16-0121-1 3/4" RH
OCT 16-0122-1 3/4" LH

PISTON RING FILER
BSC 66785 Filer
BSC 66786 Replacement Disc

ENGINE CLEANING BRUSH SET

MOR 61820 Brush Set

FLAMING RIVER TIMING LIGHT

 This self-powered timing light is designed to work without an auxiliary power source which makes it ideal for use with magnetos, rear battery mount race cars, motorcycles, marine, go-karts and all spark ignition systems for single wire hassle-free timing. The light is equipped with a xenon bulb, which generates a bright strobe, as well as a convenient work-light. Durable construction includes a rubber-encased lens & a 48" pick up lead."
 • State-of-the-art single wire design (operates on 2 D cell batteries)
 • Excellent for use with magnetos and all spark ignition systems.
 • Bright xenon strobe clearly visible in daylight
 • Accurate timing up to 14,000 RPM
BSC FR1001 Timing Light

OCTANE EASY WRENCH

 Easy way to check valve lash.
OCT 06-7778 1/2" with 1/8" & 3/16"
OCT 06-7779 7/16" with 1/8"
OCT 06-7780 9/16" with 3/16 & 7/32"
OCT 06-7781 5/8" with 3/16 & 7/32"

MOROSO CRANKSHAFT SOCKET FOR DEGREE WHEEL

 Small Block and 90° V6 Chevy, Super Duty Pontiac/GM 4 Cylinder
MOR 61755 Crankshaft Socket

CRANKSHAFT SOCKET TOOL
 Small Block and 90° V6 Chevy, Super Duty Pontiac/GM 4 Cylinder
MOR 61760 Socket Tool

OCTANE SBC CRANK SOCKET

OCT 06-7710 Crank Socket

MOROSO OIL PUMP PRIMER
MOR 62200 Oil Pump Primer

2 BAY UTILITY JUG HOLDER


Safely secure your fuel and utility jugs to the floor of your trailer. Will hold both round and square style jugs. 1 piece construction made from .080 aluminum mill finish. Dimensions 23"W X 11 1/2"D x 10"T



OCT 15-1500Mill Finish

SBC ENGINE CRADLE

SBC Engine Cradle, Compact size: 24" x 18-1/2" x 17", All steel construction. Four heavy-duty 3" swivel casters when not in use, the crossbar doubles as storage for the bolts and washers (included) that attach an engine to the stand. Weight limit 800 lbs.



OCT 06-7100Engine Cradle

TRANSMISSION STAND WITH HANDLE

Zinc plated steel with Hardware



OCT 06-6800Stand

LIFTING PLATE

Bolts to manifold in place of carburetor. Yellow zinc coated plate fits standard Holley 4150/4160 and 4500 Dominator, Rochester Quadrajct, Carter, Motorcraft, and Edelbroc.



ALL 10123 Plate

QUICK FASTENER WRENCH

MOR 71600 Wrench



MOROSO JET TOOL

Fits All Holley Type Jets. MOR 62293

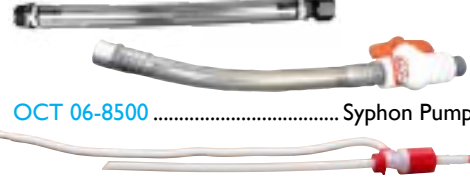


SQUARE 5 GALLON JUG WITH HOSE



Square design eliminates unusable space around jug. White nylon cap uses rubber O-ring for a better seal. Outside of jug has a guide to determine contents remaining. Optional quick fill hose comes with a sediment screen. Optional quick fill hose comes with a sediment screen. Fill hose and cap not compatible with other brands.

- OCT 06-8008 White
- OCT 06-8009 Red
- OCT 06-8010 Blue
- OCT 06-8011 Yellow
- OCT 06-8012 Screw on Jug Vents
- OCT 06-8020 Jug Hose with Trigger Shut Off
- OCT 06-8004 Flo Yellow Double Handles.
- OCT 06-8400 Pour Jug Hose Bender
- OCT 06-8501 24" Screw-In Hose
- OCT 06-8800 Hose w/Shutoff Valve
- OCT 06-8808 Jug Vent Cap
- OCT 06-8900 O-Ring for Jug Lid



OCT 06-8500 Syphon Pump

FASTFLO JUG LID

O-ring sealed self venting design offers steady flow, eliminating the need for funnels and hoses. The spring loaded valve with a safety lock band prevents accidental spillage. Fits most utility jug designs.



OCT 06-8300 Lid

BALL JOINT SCREW IN SOCKET

OCT 06-3150 Small
OCT 06-3155 Large



JOES LOWER BALLJOINT SOCKET

Installing ball joints has never been easier. JOES Ball Joint Sockets are machined out of steel, zinc plated and accept a 1/2" drive ratchet or breaker bar. Fits common lower ball joint sockets that measure 2-1/8".



JOE 40075 Lower Balljoint Socket

PROCRIMP TOOL

OCT 13-5000 Tool



PROCRIMP SPARK PLUG WIRE DIE

OCT 13-4999 Spark Plug Wire Die



For use with weathertight connectors. OCT 13-5001 Extraction Tool

RATCHET STRAPS

OCT 15-2001 8' Ratchet Strap, Red
OCT 15-2003 8' Ratchet Strap, Black
OCT 15-2005 8' Ratchet Strap, Blue



AXLE STRAP

OCT 15-2000 Strap



ZIP TIES

Available in a variety of colors and lengths. Sold in packs of 100 unless otherwise noted.



- OCT 11-01401 14" Black
- OCT 11-01402 14" White
- OCT 11-01403 14" Blue
- OCT 11-01404 14" Orange
- OCT 11-01407 14" Purple
- OCT 11-01408 14" Red
- OCT 11-01409 14" Yellow

QUICK FASTENER TOOL

Allows for faster removal of 1/4-turn fasteners. With a high strength steel shank plated with black zinc. The slot head blade is contoured to fit inside the 1/4-turn fastener without stripping the slot.



MOR 71606 Tool

UPPER BALL JOINT SOCKET

Installing Ball joints into A-Arms has never been easier. JOES Upper Ball Joint Socket is machined out of steel, zinc plated & accepts a 1/2" drive ratchet or breaker bar. Now you don't have to use a clumsy Crescent wrench.



JOE 40050 Upper Balljoint Socket

OCTANE ROD END GAUGE

Accurately Set Your 4-Link and Tie Rod Lengths. Set Center To Center Lengths .Easy To Measure. Keeps Rod Ends Parallel.



OCT 06-4500 Rod End Gauge

BERT ALUMINUM AIR LIFT JACK BUMPER ATTACHMENTS

Though the Air Jack has been around for decades, the Bert version is designed with the racer's needs in mind. Completely collapsible for easy storage and sets up quickly for easy use in the pits. Air operated, the jack only requires 50 psi to reach full extension, making this unit unique, compact and safe. The bumper jack is designed for cars with tubular bumpers like IMCA, UMP and Northeast Modifieds. 36" lift with 2,500lb. capacity.



BER AJ-BUMPER-IMCA IMCA Bumper Attachments

ONE MAN BRAKE BLEEDER KIT WITH MAGNET

OCT 04-1800 Bleeder Kit



CARBURATOR PRIMER BOTTLE

OCT 10-3005 Bottle



SHOCKPROOF PRESSURE GAUGE

1-1/2" diameter with stainless steel cases and bezels. Glycerine Filled with brass internals and "engine turned" faces. Gauge has 1/8"NPT connections on back



ALL 80200 0-15 lbs.
ALL 80206 0-100 lbs.

LONGACRE QUICK CHECK BRAKE PRESSURE GAUGE

- Check front to rear brake pressures - at the caliper
- Kit includes two pressure gauges (not liquid filled) and case
- Set Front-to-Rear bias for best performance
- Install in bleeder valve to check (1/4"-28 thread)



LON 52-44145 Brake Pressure Gauge

MANUAL TIRE PREP STATION

Has swivel mount. Can be used with Wide 5, 5x5, 5x4.75 and 5x4.5 bolt patterns. Rotates freely in both directions and also has a manual lockout.



OCT 07-4000 Manual Tire Prep Station

TIRE GRINDING DISC

Nail head styled Tire Grinding Disc, 8" OD, 5/8" Arbor



ALL 44196 Disc

TIRE WRAP

80 Gauge 15" x 1500' Roll
OCT 07-4003 Black
OCT 07-4002 White
18" x 1500' Roll
OCT 07-4005 Black



LONGACRE CASTER & CAMBER ADAPTERS

LON 52-78424 Magnetic Adapter
LON 52-78242 Repl Caster Vial
LON 52-78240 Repl Camber Vial



COIL OVER ELIMINATOR WRENCH

BSB 7510 Wrench



COIL OVER SHOCK ADJUSTING TOOL

MOR 62030 Tool



COIL OVER SPANNER WRENCH

OCT 06-5010 2.5" & 1 7/8"



COIL OVER SPANNER WRENCH

WEH WM308W 5"



JOES SHOCK WORKSTATION

Workstation will hold the shock body and shaft at the same time, making it a lot faster, easier and cleaner to work on your shocks. Above picture shows both pieces together:



JOE 19200 Vise
JOE 19250 Workstation Base

ALLSTAR PERFORMANCE SHOCK EYE SOCKET

The ideal tool for shock rebuilders or anyone that disassembles shocks on a regular basis! Unique socket safely removes and installs the shock rod end without risk of damage to the spherical ball. Steel socket contacts the outer housing of 1/2" rod ends up to .640" wide & has a 1/2" drive for ratchet or impact use.



ALL 64255 Shock Eye Socket

HOWE WIDE 5 SPINDLE NUT WRENCH

Made out of aluminum.
HOW 2142 Aluminum



GRAND NATIONAL SPINDLE NUT SOCKET

Made from Anodized Aluminum.
OCT 06-3100 Spindle Nut Socket



1 TON SPINDLE NUT SOCKET

1/2" Drive, Aluminum
ALL 10114 2 5/8"



ORDER ONLINE ANYTIME
WWW.POSKE.COM

OCTANE COIL-OVER ADJUSTER NUT BEARING KIT

(Enough For 1 Shock)
OCT 01-35705 Kit

SPINDLE CHECKERS

PTC 100-2604 Rocket & MasterSbilt



LONGACRE BUMP STEER GAUGE

The gauge uses a single precision dial indicator to tell you directly the exact amount of bump steer within .001". Includes: Wheel plate comes with holes for most 5 bolt patterns (4 1/2" to 5"). Adjustable stand and Precision dial indicator.
LON 52-79005 Bump Steer Gauge



JOES CASTER CAMBER GAUGE

CNC Machined Billet Aluminum Gauge.
JOE 28210 Magnetic
JOE 28201 with Wide 5 Adapter



DIGITAL CASTER/ CAMBER GAUGE

AccuLevel Pro Model with back light. Includes Digital Caster/ Camber Gauge, Super Magnetic adapter, & padded carrying case.
LON 52-78290 Digital Caster/Camber Gauge



ALUMINUM ADJUSTABLE RIDE HEIGHT STICKS

PTC 100-7421 7"
PTC 100-7422 9"



GEAR TOTE BOXES

Plastic Box to keep your extra gear sets clean and Organized
OCT 15-1414 Gear Tote Box
OCT 15-1400 Black (8 Set) Storage Case



QUICK CHANGE GEAR TRAY

OCT 15-1420 Aluminum



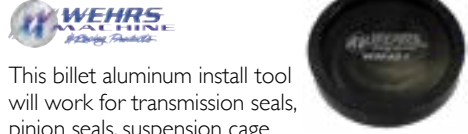
DRAIN PAN

4 Qt, 14"x8", 2.5" Deep, Catch Screen, Transfer Spout
OCT 15-1430 Black Plastic



SEAL/BEARING DRIVER

This billet aluminum install tool will work for transmission seals, pinion seals, suspension cage bearings, and standard size Wide 5 and Grand National hub seals.
WEH WM461 Driver



RIDE HEIGHT GAUGE

Great for quick, accurate checks of chassis height. Push it under the car, raise the tape with the knob, pull it out, and read the height. Range is 2" to 8", accurate to 1/16", read on right side.
LON 52-78318 Ride Height Gauge



MARKER TEMPLATES

WM45134 Black Plastic Kit
WM514 Blue Anodized Aluminum Kit
WM466 Green Plastic Kit



WEH WM45134 Black Plastic Kit
 Straight Line
WEH WM466 Blue Anodized Aluminum Kit
 Hole Spacing Marker 1-6" Range
WEH WM514 Green Plastic

ALUMINUM TOE PLATES

The easy way to check toe-in. Set of 2 plates also includes 2-12" tape measures.
QUI 64-704 Toe Plates



LONGACRE DIGITAL ACCULEVEL

Measure suspension and spoiler angles and lots more. Reads to .1 deg. +/- from 0 to 90 deg. Simple to use, easy to read, accurate. Can be quickly field calibrated to maintain accuracy.
LON 52-78310 Digital Acculevel



LONGACRE TOE GAUGE

The most accurate way to measure toe-in. Scribe a true line in the tire face. Adjust the pointers to line up with the scribe. Move the tool to the back of the tire and measure the toe-in to within 1/32". Easily done by one person.
LON 52-79620 Toe Gauge



SPINDLE CHECKER

This Travis Roth inspired tool lets you instantly know if you need to change your spindle. Screws on your 1/2" fine thread upper ball joint and plunger points to center of lower ball joint if the spindle is straight.
WEH WM449 1" 20



AXLE CHECKER

This provides an easy way to check for bent Axles, Drive shafts, Torsion bars, Suspension tubes and other round parts. Slotted, Aluminum, Black Anodized
WEH WM524 Checker



RATCHETING LOAD STICK

Designed for precision, convenience, and seamless connectivity. The user-configurable app interface lets you view live and saved load data side by side, while also offering pages for note-taking, ride height, alignment, and setup organization. With extended memory capacity, all your setup data is stored for easy access and can be exported effortlessly via email or file-sharing. Monitor battery levels directly from the app, ensuring you're always ready to go. Built with fully machined components and finished with a low-friction coating for bind-free performance, each system includes a 3,000 lb wireless load stick, Lithium ion rechargeable batteries, and a custom storage case - delivering strength, durability, and performance in one compact package. Instantly connect to the Longacre Connect app via Bluetooth for realtime data and effortless control. Choose from single, dual, three, or four stick sets to fit your specific setup needs. Measure static load at ride height on any corner of the vehicle -no pulldown rig required. Each load stick features a robust 3,000 lb (1,360 kg) load cell capacity for reliable, race-ready results. 15"-23.13" (380-585 mm) **Optional Ratcheting Wrench Sold Separately.**
OCT 06-5015 Ea
LON 73603 Ea



RATCHETING WRENCH

Reverse Ratcheting Wrench for Load Sticks
OCT 06-5015 3AN TO 10MM



FOAM TRACK MAT

OCT 06-3240 45" x 28"
OCT 06-3230 28" x 15"



FAB 1 AIR FILTER OIL

Highly advanced synthetic based formula for all oil type fabric & foam air filter elements. Superior for stopping the passage of dirt, fine dust, water & other harmful elements. FAB-1's super tacky polymer additives attract & hold onto virtually all fine dust particles. The water-proof base of FAB-1 resists moisture from passing through the filter. FAB-1 prevents oil "wash out" of the filter from carburetor fogging & offers the best protection for your engine.



MAX 61920 13oz

WALKER AIR FILTER & ACCESSORIES



WLK 3000475 Filter Care Service Kit
WLK 3000478 Blue Air Filter Oil (Gal)
WLK 3000525 Air Filter Cleaner/Degreaser (Gal)

K&N FILTER ACCESSORIES

Air Filter Cleaner and Degreaser is biodegradable. Will not harm paint, chrome, cast aluminum, plastic, rubber, or vinyl when used as directed. Not for use on polished or anodized aluminum. It dissolves dirt build-up and old filter oil. Is easily washed away with water.



K-N 99-0621 Quart
K-N 99-0635 Gallon
K-N 99-0516 Filtercharger Oil 12 oz. Aerosol Can
K-N 99-0704 Sealing Grease 6 oz.
K-N 99-5000 Filter Care Service Kit: 6.5 oz. Spray Oil, 12 oz. Cleaner & Service Decal

MAXIMA AIR FILTER CLEANER



Contains no CFC's! An excellent foam and fabric air filter cleaner that washes out with water. Highly effective emulsion formula contains no caustic chemicals. Removes heavy filter oils, grease and other contaminants.



MAX 79920 15.5 Oz

MAXIMA RACING SHOCK FLUID

Petroleum base with an extremely high viscosity. It indexes over 350+, low pour points. Reduced rate of viscosity change when subjected to elevated temperatures. Works on steel or aluminum components.



MAX 59-58932L 3WT Qt

570 BRAKE FLUID



570 Temp Brake Fluid. Sold in 12 oz. bottles.
WIL 290-0632 Brake Fluid

EXP600 BRAKE FLUID

600 Temp Brake Fluid. Sold in 16.9 oz. bottles.



WIL 290-6209 Brake Fluid

HT BRAKE FLUID

For use in all hydraulic clutch systems and all brake systems specifying DOT 3, DOT 4 and DOT 5.1 brake fluids. Do not use in DOT 5 silicone brake systems or mix with silicone based fluids. Designed for high-performance applications.



MAX 80-87916 16.9 oz

WATER WETTER SUPERCOOLANT

A unique wetting agent for cooling systems which reduces coolant temperatures by as much as 30° F. This liquid product can be used to provide rust and corrosion protection in plain water for racing engines, which provides much better heat transfer properties than glycol-based antifreeze.



RED 80204 Supercoolant

OFF-ROAD COOLANT



Reduces and maintains lower operating temps, minimize power loss due to heat and prevents damage from excessive temps. Provides protection against rust, corrosion, cavitation and foaming while providing water pump & seal lubrication for steel, aluminum & magnesium engines.



MAX 89-83964 64 OZ
MAX 89-83505 5 Gallon Pail

COOL-AIDE CONCENTRATE

Formulated to reduce engine temperatures & provides significantly better contact on heated surfaces allowing for greater & more efficient heat transfer. Mixes with water & antifreeze. For race use. Does not offer freeze protection.



MAX 84916 16oz

COOLING SEALANT



MOR 35520 All Weather Seal 16 oz
MOR 35500 .. Ceramic Engine Seal 16 oz



MAXIMA SYNTHETIC POWER STEERING FLUID



MAX 89-01901 Quart

POWER STEERING FLUID



This anti-foam full synthetic fluid helps reduce heat in your power steering system. Using ATF in the steering system will cause seal damage and is not recommended. Change your fluid regularly.

SWE 301-30177 Quart

JOHNSEN'S BRAKE CLEANER

Fast-drying, non-flammable formula evaporates quickly and leaves no residue. For use on all ABS, disc and drum brakes. Suitable for all vehicles including EV.



A-P 2420 18 oz

SG920 SEAL GREASE

SG920 is compatible with

rubber seals, O-rings, and bushings. The advanced formula performs exceptionally well in cold climates and surface tenacious chemistry stays in place during longer use periods.

MAX 95-05903 3oz

HIGH PERFORMANCE RACING GREASE

DAYLube High Performance Grease with a mineral-based additive for benefits, including an improved temperature range, reduced water washout, and smoother applicability. This grease WILL NOT LOSE ITS VISCOSITY and seep out.

OCT 01-53000 1 Oz Syringe
OCT 01-53010 16 Oz Tube

WATERPROOF GREASE

High temperature lithium complex grease will work on bearings next to disc brakes. Has good mechanical stability & excellent resistance to water wash out..

MAX 80916. Waterproof Grease

MASTER SILICON

A-P 11-1 . Black + High Temp Silicone 3 oz.
A-P 7-1 Red High Temp Silicone



COMP BREAK IN ADDITIVE WITH ZINC



Provides added protection during critical engine break-in process. Compatible with any petroleum, synthetic or blended motor oil.



COM 159 Break-in Additive

RACING 15W-50 BREAK-IN OIL



Specifically designed for breaking in engines with flat tappet camshafts, roller elements or where elevated levels of anti-wear additives are needed. High Zinc/Phosphorous formula is blended with highly refined, pure petroleum base stocks to provide optimum ring seal.



MAX 39-11901 15W-50 Break-In

ASSEMBLY LUBE



Specialty, film forming lubricant designed to protect moving components and wear surfaces during assembly and initial break-in. Prevents metal-to-metal contact upon startup before adequate lubrication is supplied and offers excellent rust and corrosion protection during long service periods and storage. Fully formulated with high levels of anti-wear & extreme pressure additives and surface active chemistry to reduce friction. 2X Zinc activates at both high and low operating temps providing unsurpassed protection. Non-foaming.



MAX 69-01904 Assembly Lube



RACING OIL

PennGrade 1® High Performance Oils are formulated with strong detergent, dispersants & ZDDP anti-wear additives. Protects critical engine parts from deposits in highly stressed engines. Reduces internal friction, increase horsepower & provide excellent wear protection.



BPO 009-7115 50W Racing Oil Qt
 BPO 009-7117 70W Racing Oil Qt
 BPO 009-7119 20W-50 Synthetic Racing Oil Qt
 BPO 71190 20W-50 Synthetic Racing Oil 5qt
 BPO 009-7120 Break In Oil Qt

MAXIMA PERFORMANCE RACING OIL



Mineral-based automotive engine oil designed to ensure optimum protection and peak performance for race and hot rod engines. The extensively developed formulation utilizes a 2X Zinc system to ensure wear protection at any temperature. High quality base oils combine with an advanced, proprietary additive system to provide world-class durability through effective ring seal, optimum engine cleanliness & resistance to separation caused by fuel dilution.



MAX 39-34901 10W-40 Qt
 MAX 39-35901 20W-50 Quart
 MAX 39-359128 20W-50 Gallon

RACING SEMI-SYNTHETIC OIL



A complex blend of synthetic esters and highly refined petroleum base stocks offering protection beyond conventional oils. Advanced additives containing special anti-wear/extreme pressure additives protect critical engine components from extreme loads and peak temperatures generated by high-performance engines. Advanced, shear-stable polymers resist mechanical break-down & viscosity loss of the oil.



MAX 39-34901B 10W-40 Qt
 MAX 39-349128B 10W-40 Gal
 MAX 39-35901B 20W-50 Qt
 MAX 39-359128B 20W-50 Gal
 MAX 39-35505B 20W-50 5 Gal

RS FULL SYNTHETIC OIL



RS is a 100% synthetic triple ester based race-grade engine oil. Offers the ultimate in engine performance & protection. Contains special anti-wear/extreme pressure additives to protect critical engine components from extreme loads and peak temperatures. Regenerative, high viscosity index, synthetic polymer system resists mechanical break-down and viscosity loss of the oil. Delivers increased horsepower & torque, superior engine cleanliness, reduces wear and extends engine life. High Zinc/Phosphorous formula engineered for use in flat tappet and roller element engines.



MAX 39-019128 10W-30 Gal
 MAX 39-169128 10W-40 Gal

WIX RACING OIL FILTERS



WIX 51061 ..Chevy No Anti-Drain*
 WIX 51060RChevy
 WIX 51222R Chevy w/1" Inlet
 WIX 51515R Ford and Mopar
 WIX 33900R FRAM HPGC-I
 *Non-Race Filter

FRAM RACING OIL FILTERS



*Also fits some external remotes
 FRA HPI Ford/Dodge*
 FRA HP6A Chevy 2 Qt (23766 Moroso)

BILLET ALUMINUM OIL FILTER CUTTER



Cut your old filter open to spot problems before they cost you. Billet anodized aluminum. Cuts 2 3/4" - 5"
 LON 52-77750 Cutter

SXS PREMIUM OIL 10W-40



A high performance 4-cycle engine oil designed for modern side-by-side vehicles. A unique balance of surface active anti-wear & extreme pressure additives with ultra-pure petroleum base oil ensures smooth, trouble-free operation for extended periods of time. Lowers operating temperatures & increases power output through its advanced additive system. Meets or exceeds JASO MA specifications and API SL/SJ/SH/SG.
 MAX PS30-04901 Quart



MAX 4 SYNTHETIC BLEND OIL



A blend of ester-based synthetic and petroleum base stocks with advanced technology. The high temperature formula protects critical engine components, reduces wear, friction, temperature, oil consumption and extends drain intervals. The use of anti-shear additives assures viscosity stability for motorcycle 4-cycle engines with integrated transmissions. Also has extra anti-suff additives to handle extreme loads and peak temperatures.
 MAX PS34901B 10W-40 Qt



2 STROKE CASTOR

MAX 10920.2 Stroke Mixing Bottle Ratio Cup
 MAX 23916 Castor 927 2 Stroke Mix (16oz)



ORDER ONLINE ANYTIME
WWW.POSKE.COM
CALL TO ORDER OR TECH
1-304-428-5000

RTI TRANSMISSION FLUID



BRI 70652 500ml
BRI 70659 Gallon

RED LINE SYNTHETIC OIL TRANS & REAR AXLE LUBRICANTS



Excellent low-temperature shift ability and improved gear protection at higher temperatures. Redline Gear Oils will reduce differential temperatures 10-70 degrees F. Efficiency improvements between 1-5% are typical. Quart.

RED 50304 MT-90 Manual Trans Lube
RED 57904 75W-90 Gear Oil
RED 58104 80W-140 Gear Oil
RED 58204 Heavy Shock Proof Gear Oil

RACE TRANS FLUID

Specially Formulated for Wet Clutch Racing Transmission Applications - Bert, Brinn, and Maverick
PPP O-RTF Quart



MAXIMA SYNTHETIC BERT/BRINN ATF

Fully synthetic with advanced anti-wear and extreme pressure additives, protecting the transmission in high-stress environments.

MAX 49-01901 Quart



2 OR 4 CYCLE 85WT MOTORCYCLE TRANSMISSION/CLUTCH FLUID

Mineral based, for use in both 2 and 4-stroke transmissions. Provides excellent viscosity stability for maximum clutch and gear protection. Proprietary ClutchSaver™ formula ensures optimal clutch engagement, prevents slippage and minimizes wear. Exceeds the requirements of JASO MA2.

MAX 40901 Quart



SYNTHETIC GEAR OIL

Offers unsurpassed performance and protection. Regenerative, synthetic polymers resist shearing, mechanical breakdown and viscosity loss of the oil. Increases horsepower and delivers superior anti-wear.

MAX 49-45901 75W-140 Quart



LUCAS OIL PRODUCTS



LUC 10001 Oil Treatment Quart
LUC 10005 Red "N" Tacky Grease 14.5 oz
LUC 10047 75w-90 Synthetic Gear Oil Qt
LUC 10048 75w-90 Synthetic Gear Oil Gal
LUC 10306 Semi Synthetic 20w-50 Qt
LUC 10378 Semi Synthetic 20w-50 5 Qt
LUC 10620 Racing Oil 20w-50 Qt
LUC 10621 Racing Oil 20w-50 5 Qt
LUC 10630 Break In Oil 30wt Qt
LUC 10631 Break In Oil 30wt 5 Qt
LUC 10635 Break In Oil 20w-50 Qt
LUC 10636 Break In Oil 20w-50 5 Qt

LUCAS GUN GREASE & CLEANER

LUC 10889 Gun Grease (1oz)
LUC 10905 Gun Cleaner
LUC 10916 CLP 11 oz Aerosol

TRI-FLOW SUPERIOR LUBRICANT

A superior, light viscosity lube that allows for deep penetration into hard to reach moving parts. High-grade petroleum oils provide optimum lubrication under extreme temperatures (-60 to 475°F) and humidity. Formulated solvents soften and remove dirt & contaminants, while special additives displace moisture & prevent rust and corrosion. Formulated with P.T.F.E.

A-P TF20006 Superior Lubricant

MAXIMA PENETRANT SPRAY LUBE, CHAIN WAX & CLEANER

A superior, all purpose lube that displaces water and provides excellent rust and corrosion protection. Forms a protective film on metal and will not harm plastic or painted surfaces. Excellent fogging oil or starting fluid for 2/4-cycle engines.

MAX 73920 Spray Lube

Contains no CFC's! A superior power spray lubricant designed for all chain care needs. Formulated with heavy duty, anti-wear, and extreme pressure additives that provide superior lubrication for all chains, cables, and sprockets. Chain Wax is simply the best choice for all chain and cable care needs.

MAX 74920 Chain Wax/Lube 13.5 oz

Quickly and easily cleans suspensions internally and externally leaving a dry, residue free surface. This professional formula integrates strong industrial cleaners with a powerful spray. Overspray will not harm o-rings or most seal materials. Displaces moisture.

MAX 71920 Suspension Cleaner 13 oz



ALLSTAR FUEL FRAGRANCE



Sold in 4 oz. Bottles. One bottle will treat 30-55 gallons of fuel. Recommended for use with top lube. May also be used with nitromethane or gasoline at a ratio of 4 oz. To 20 gallons of fuel.
ALL 78124 Cherry Bomb
ALL 78126 Groovy Grape
ALL 78137 Atomic Apple

TOP LUBE FOR ALCOHOL FUEL

Sold in 16 oz. Bottles. One bottle will treat an entire 55 Gals of fuel. Blends 100% with alcohol and nitro fuels.



Eliminates Fuel Wash-Down. Superior lubrication, reduces wear & increases performance.
ALL 78120 Cherry Bomb
ALL 78122 Groovy Grape

MAXIMA FUEL ENHANCER

Prevents and cures problems caused by ethanol. Enhances performance and improves efficiency. Stabilizes and extends fuel life. Prevents and cleans up varnish, deposits and gum. Eliminated corrosion and lubricates fuel system components. For use in all 2 and 4 stroke engines.
MAX 80-89930 1oz - Treats up to 5 Gal



MAXIMA HI-TEST OCTANE BOOSTER

Concentrated octane booster legal for all types of competition. It readily mixes with all gasolines as well as alcohol and nitro mixtures. Should be used in concentrations of one to four ounces per gallon of gasoline. For racing or very high compression engines.

MAX 83916 Octane Booster



HIGH HEAT COATING

High Heat Coating. High Heat Paint used to seal the header wrap, increasing its longevity while sealing out dirt and other contaminants.

THE 12001 Black



CHAIN LUBE

KLO KL-605 Chain Lube



MAXIMA SC1 HIGH GLOSS CLEAR COAT

Specifically formulated for the Powersports industry. SC1 coats plastic, fiberglass and painted surfaces. Makes the clean up process easier - excellent to prevent mud and dirt from adhering to plastic. SC1 is water resistant and leaves a long lasting luster and shine.



MAX 789044oz
MAX 78920 17.2oz

PJ1 HIGH GLOSS COATING

An aerosol coating for plastic, vinyl, fiberglass, & painted surfaces. It not only renews, but leaves behind a water resistant finish to protect against the elements while maintaining a long lasting luster UV inhibitors to help your finish maintain a brand-new appearance. DANGER: EXTREMELY FLAMMABLE. Read other precautions on back of panel.



A-P PJ1-P214 12 Ounce

SLICK MIST SPEED WAX

Lucas Oil Slick Mist can be used on glass, chrome and vinyl decals. KEY BENEFITS: Shines and Protects in One Easy Application, Use on Wet or Dry Surfaces, ATTENTION: Do not use any Slick Mist® Products on floors, vehicle controls (PEDALS, GRIPS, STEERING WHEELS), motorcycle seats or tire treads, bicycle seats or tire treads, brake drums and any other surfaces where slipperiness may be hazardous.



LUC 10160 24 oz

MAXIMA SPEED WAX

PROFESSIONAL FORMULA Speed Wax is a specialized detailer. An all-in-one detailer that conditions, shines and protects painted surfaces, chrome, anodizing, windscreens and plastic. Advanced formula blends conditioners with color enhancers to produce a brilliant shine. A single easy application is all it takes.

MAX 70-76920Speed Wax

MAXIMA WASHES & CLEANERS



MAX 80-85932BioWash Liter
MAX 80-86932BioFoam Foaming Cleaner
MAX 80-90916 Matt Finish Cleaner
MAX 72920Citrus Contact Cleaner

SIMPSON BAGS

Carry on holds a helmet, head restraint & other gear.

SIM 23608 Road Bag



Helmet bag fits one helmet

SIM 23609 Helmet Bag



HOT LAP TIRE TREATMENT

Cleans surface and "opens" pores. The mold release or "glaze" found on sticker tires needs to be properly removed before applying.



PRB 7050 32 oz.

HOT LAP II TIRE TREATMENT

Designed for racers that are going to run 25 laps or less. Reduces laptime 2-5 tenths. Undetectable. Increases tire life up to 50%. For longer events use original Hot Lap No. 7000TS. One gallon treats tires for four racing weekends.



PRB 6000TS Tire Treatment

HOTLAP PRO BITE

Pro Bite is not designed to replace Hot Lap II. Used at the track when more grip is required. Pro Bite works best on dry slick tracks. For the short run (25 laps). Excellent on short tracks. Dramatically improves qualifying. Corner speeds increase 3-5 mph, Tires run cooler, Lasts up to 50 percent longer. Does not give up after a few laps (remains effective). All tires respond well, including hard tires with grooves.



PRB 8000QT Quart

LAST MINUTE TREATMENT ASPHALT/DIRT

Can be applied to outside of tire the day of the race. Dramatically aids in qualifying and the first 10 laps of the main event. Expect 1-3 tenths improvement. Undetectable. Extends tire life. One thirty ounce can good for two-three racing weekends.



PRB 7032LMT Treatment

ZEP CHERRY HAND CLEANER

Industrial Hand Cleaner with Abrasive

OCT 15-9000 Gallon



APPAREL



Poske Tee Black/Blue/GreenM-L
Poske Tee Dk Blue / Dk GreySM - XL
Poske Vintage Tee Blue/Black S, M, 4XL
Octane T-Shirt SM - L, 2XL
Flag Tee XL - XXL
Gridwork Tee M - XXL
Umbra Tee M - XXL
Maverick HoodieSM - 3XL
Passion Black Tee M - XXL
Legacy Tee M - XXL
Simpson USA Flag Tee M, XL
Poske Performance Parts Hat One Size
Threadhead Flag Hat One Size
Rut Camo Hat One Size
Quick Fuel Hat One Size
Paddock Hat S/M
Sandtrap Hat (Camo) One Size

POSKE PERFORMANCE PARTS GIFT CARDS



GIF 304428500-010 \$10.00
GIF 304428500-025 \$25.00
GIF 304428500-050 \$50.00
GIF 304428500-100 \$100.00

MUDD OFF

Non-Stick Pretreatment Prevents Mud and Dirt From Sticking. Prevents Corrosion On Bare Metal Surfaces.



MUD 11022 Pretreatment

MUD-X CLEANER

Cleans and shines plastic, polycarbonate, chrome, fiberglass, paint, vinyl and leather. Leaves an invisible coating that protects surfaces and repels dirt, dust, fingerprints, smudges and bugs. Spray it on and wipe it off. Excellent anti-fog coating for helmet shields.

ALL 78232 Cleaner

MUD SCRAPER



ALL 44165 32" Foam Grip



A

A-Arm Bushings 24
 A-Arm Spacer 25
 A-Arms 25
 A-Frame Brackets 15
 Accelerator Pump Cam 70
 Access Panels 17
 Accessory Clamps 14, 44, 73
 Accusump 92
 Adjustable J-Bar 32
 Adjustable Steering Column 20
 Adjusters 25
 Air Cleaner Gaskets 72
 Air Cleaner Nuts 72
 Air Cleaner Spacers 72
 Air Cleaner Studs 72
 Air Cleaner Tops and Bases 72
 Air Filter Cleaner 72, 99
 Air Filter Oil 99
 Air Filter Prefilters 72, 73
 Air Filters 36, 72
 Air Jack and Accessories 97
 Aluminum Angle 14
 Aluminum Fittings 74, 75
 Aluminum Flat Strap 14
 Aluminum Mud Covers 46, 47
 Aluminum Rivets 18
 Aluminum Roofs 17
 Aluminum Suspension Tubes 31
 Aluminum Wheels 46, 47
 ANWrench 73, 95
 Anti-Seize Silicone 66, 99
 Assembly Lube 89, 100
 Axle Clamps 34
 Axle Straps 96
 Axle Tube Seals 38
 Axle Tubes 36
 Axles 36

B

Balance Bar Adjuster 41
 Balancers 87
 Balancing Plates 87
 Ball Joint Inspection Gauges 24
 Ball Joint Mounts 24
 Ball Joint Reamer 24, 94
 Ball Joint Sleeves 15, 25
 Ball Joint Sockets 24, 96
 Ball Joint Studs 24
 Ball Joint Wrench 24
 Ball Joints 24
 Ball Spline Transmission 57
 Ballasts 14
 Batteries 77
 Battery Box 14
 Battery Boxes 77
 Battery Cables 78
 Battery Chargers 77
 Battery Disconnects 78
 Battery Terminals 78
 Bead Breakers 50
 Beadlock Accessories 46, 48
 Beadlock Kits 46, 47
 Beadlock Rings 46, 47

Beadlock Wheels 47, 48
 Bearings 37, 87
 Bellhousing Dowel Pins 61, 87
 Bellhousings 56, 87
 Belts 65
 Bent Steering Tubes 23
 Bent Suspension Tubes 31
 Birdcage Accessories 34
 Birdcages 34
 Body Bolt Inserts 19
 Body Bolts 19
 Body Straps 16
 Body Tabs 15
 Body Tools 94
 Body Washers 19
 Bolts 19
 Brackets 15
 Braided Lines 45
 Brake Adjusters 41
 Brake Bias Gauges 85
 Brake Bleeding Kits 40, 97
 Brake Caliper Bolts 43
 Brake Caliper Fittings 44
 Brake Caliper Mounts 43
 Brake Caliper Spacers 43
 Brake Calipers 43
 Brake Fittings 44
 Brake Floaters 34
 Brake Fluid 45, 99
 Brake Gauges 44
 Brake Line Kits 45
 Brake Line Tabs 15
 Brake Lines 45
 Brake Master Cylinders 40
 Brake Pads 40, 41
 Brake Pedals 41
 Brake Pressure Gauges 44
 Brake Pressure Testers 97
 Brake Pressure Valves 40
 Brake Rotors 42
 Brake Shut-Offs 44
 Break-In Additives 86, 100
 Break-In Oil 86, 100
 Breather Assemblies 56, 88
 Breather Tanks 91
 Breathers 36, 88
 Bronze Distributor Gears 81
 Bump Steer Bushings 25
 Bump Steer Gauges 20, 98
 Bump Steer Retro Fit Kit 98
 Bump Steer Spacers 25
 Bump Stops 28
 Bumpers 14
 Bushings 24, 30

C

Cable Clamps 14, 44, 79
 Caliper Bolts 43
 Caliper Brackets 43
 Camshaft Degree Wheels 86
 Camshafts 86
 Caps & Plugs, Plastic 75
 Carbon Fiber Driveshafts 61
 Carburetor Accessories 68-70

Carburetor Covers 73
 Carburetor Floats 69
 Carburetor Gaskets 68
 Carburetor Linkage 70
 Carburetor Primer Bottle 68, 97
 Carburetor Rebuild Kits 69
 Carburetor Spacers 68
 Carburetor Studs 69
 Carburetors 68
 Caster / Camber Gauges 20, 98
 Center Links 23
 Center Section 35, 39
 Chain 34
 Chain Limiter Mounts 33
 Chassis Tabs 15
 Chrome Moly Tubing 14
 Clamp-On Shock Mounts 28
 Cleaners 101, 102
 Clear Coat 102
 Cleco Pliers 94
 Clevis 25
 Clevis, Shock 33
 Clutch Discs 56
 Clutch Lines 45
 Clutch Master Cylinder 40
 Clutch Pedals 41
 Clutches 56
 Cockpit Deflectors 17
 Coil Clamps 82
 Coil Spring Retainer 31
 Coil Springs 26, 27
 Coil-Over Accessories 27
 Coil-Over Eliminators 28
 Coil-Over Kits 27
 Contact Cleaners 82, 102
 Control Arm Bushings 25
 Control Arms 24, 25
 Coolant Additives 65, 99
 Crank Sockets 95
 Crankcase Filters 88
 Crimpers 79, 96

D

Degree Wheels 86, 95
 Diaphragm Bypass 70, 73
 Digital Levels 98
 Digital Scales 98
 Dipsticks 92
 Distributor Caps 81
 Distributor Clamps 81
 Distributor Gears 81
 Distributor Hold Downs 81
 Distributor Parts 80, 81
 Distributor Rotors 81
 Distributors 80
 DOM Tubing 14
 Drain Pan 98
 Drill Bits 94
 Drilled Angle Kit 16
 Drive Flange 56
 Drive Flange Bolts 35
 Driveshafts 61
 Driving Gloves 12
 Driving Seats 7

Driving Shoes 12
 Driving Suits 11
 Dry Sump Pumps 91
 Dry Sump Tanks 91
 Duct Tape 18
 Durometers 48
 Dzus Fasteners 19

E

Easy Wrench, Valves 87, 95
 Electric Fuel Pumps 76
 Engine Additives 100
 Engine Bearings 87
 Engine Cleaning Brushes 95
 Engine Cradles 96
 Engine Fasteners 88, 92
 Engine Gaskets 88
 Engine Lift Plates 96
 Engine Mounts 90
 Engine Oil 100
 Engine Spacers 90
 Engine Tools 87, 95
 Exhaust Block-Off Plates 67
 Exhaust Headers 66
 Expansion Tanks 63
 Exploding Rivets 18

F

Fan Shrouds 63
 Fan Spacers 63
 Fans 64, 65
 Fasteners 88, 89, 91, 92
 Fenders 16
 Fire Bottle Mounts 13
 Fire Bottles 13
 Fire Suits 11
 Fire Suppression 13
 Fire Wall Junction 80
 Fittings 21, 69
 Flex Plates 87
 Flywheel Bolts 87
 Flywheels 56
 Foam Mud Plugs 48
 Frame Sliders 33
 Freeze Plugs 92
 Fresh Air Pumps 9
 Front Bumpers 14
 Fuel Additives 71, 101
 Fuel Bowls 68
 Fuel Cell Accessories 71
 Fuel Cells 71
 Fuel Filter Accessories 73
 Fuel Filters 73
 Fuel Fittings 69, 71, 74, 74
 Fuel Fragrances 101
 Fuel Jugs 96
 Fuel Lines 71, 74, 75
 Fuel Logs 71
 Fuel Pressure Gauges 73
 Fuel Pressure Regulators 73
 Fuel Pressure Senders 85
 Fuel Pump Accessories 70
 Fuel Pump Arm 70
 Fuel Pump Plates 76

Fuel Pump Pushrods 76
 Fuel Pumps 76

G

Gas Pedals 71
 Gaskets 67, 88, 89, 92
 Gauge Adapters 85
 Gauge Light Kits 65, 85
 Gauge Panels 85
 Gauges 73, 85
 Gear Bags 9
 Gear Change Tray 38
 Gear Covers & Accessories 35
 Gear Oil 58, 101
 Gear Storage Boxes 38, 98
 Gloves 12
 GoPro Mount 95
 Graphics 16
 Grease 23, 40, 99
 Groovers & Blades 49
 Guide Plates 86
 Gussets 15

H

Harmonic Balancers 87
 Harnesses 6
 Head & Neck Restraints 7, 10
 Head Sock 9
 Header Bolts 67
 Header Gaskets 67
 Header Turn-Outs 66
 Header Wraps & Accessories 67
 Headers 66
 Heat Shields 78, 79
 HEI Modules 81
 Heim Joints 31
 Helmet Accessories 9, 10
 Helmet Blowers 9
 Helmet Shields 10
 Helmets 8, 9
 Helper/Take Up Springs 26, 27
 High Heat Coating 101
 Hood Filler 17
 Hood Pin Boss 19
 Hood Pin Supports 19
 Hood Pins 19
 Hood Scoops 17
 Hose 74, 75
 Hose Fittings 74, 75
 Hub Accessories 36, 37
 Hub Adapters 47
 Hub Dust Covers 36
 Hub Seals 37
 Hubs 36
 Hubs & Rotors 42

I

Idle Kit 70
 Idler Gear Shaft 56
 Ignition Accessories 83
 Ignition Boxes 82
 Ignition Coils 81, 82
 Ignition Panels 84
 Ignition Wiring Harnesses 83

Inner Tie Rod Ends 23
 Intake Gaskets 89
 Intake Manifold Bolt Kit 89

J

J-Bar Accessories 32
 J-Bar Mounts 34
 J-Bars 32
 Jack Stands 97
 Jam Nut Wrench 95
 Jam Nuts 30
 Jet Tools 69, 96
 Jug Holder 96
 Jugs 96

L

Lead Ballasts 14
 Leaf Spring Plate 34
 Leak Down Testers 95
 Levels 98
 Lexan 18
 Lift Bar Plates 32
 Lift Bars 32
 Lifters 86
 Lifting Plate 90, 96
 Loom Kits 79
 Lower Control Arms 25
 Lubricants 24, 38, 100, 101
 Ludwig Panel Clips 19
 Lug Nuts 48
 Lug Wrenches 50

M

Master Cylinders 40
 Master Disconnects 79
 MD3 Noses 16
 Mechanical Fuel Pumps 76
 Metric Spindles 23
 Mid Motor Plates 90
 Mid Plate Mounts 15, 90
 Mini Spools 38
 Modular Wheels 47
 Motor Mounts 90
 Mounting Tabs 15
 Mud Covers 46, 47
 Mud Off 102
 Mud Plugs 46
 Mud Scraper 102
 Mufflers 66

N

Neck Braces 9
 Neck Collars 9
 Needle & Seats 69
 Nose Graphics 16
 Nose Pieces 16
 Nose Supports 16

O

Oil Coolers 89
 Oil Filter Adapters 93
 Oil Filter Bypasses 93
 Oil Filter Cutting Tools 93, 100
 Oil Filter Mounts 93

Oil Filters 93, 100
 Oil Heaters 92
 Oil Pan Gaskets 92
 Oil Pan Studs, Bolts 92
 Oil Pans 92
 Oil Pressure Riser Tube 93
 Oil Pressure Sender 85
 Oil Pump Block-Off Plates 93
 Oil Pump Primer 95
 Oil Pump Pulleys 91
 Oil Pump Shafts, Studs 91
 Oil Pumps 91
 Oil Restrictors 92
 Oil Tanks 91

P

Pedal Assemblies 40, 71
 Pilot Bushings 61
 Pin Extraction Tool 80, 96
 Pinion Mounts and Plates 32
 Piston Ring Filers 87, 95
 Piston Rings 87
 Piston Stop 87
 Pit Sockets 50
 Pitman Arms 23
 Plastic Sheet & Rolls 18
 Pop Rivets 18
 Power Steering Box 21
 Power Steering Fittings 21
 Power Steering Fluid 21, 99
 Power Steering Hose 21
 Power Steering Line Kit 21
 Power Steering Mounts 21
 Power Steering Pulley 21
 Power Steering Pumps 21
 Power Steering Tanks 22
 Power Valves 70
 Pressure Gauge 97
 Prefilters 72, 73, 88
 Proportioning Valves 40
 Pull Bar Bushings 33
 Pull Bar Cover 33
 Pull Bar Springs 33
 Pull Bars 33
 Pulley Shims 63
 Pulleys 65
 Push Rods 86

Q

Quarter Panel 16, 17
 Quick Change Accessories 35
 Quick Change Gears 39
 Quick Change Rear Ends 35
 Quick Change Side Bells 36
 Quick Fastener Tools 17, 96
 Quick Releases 20

R

Race Belts 6
 Race Gloves 12
 Race Seats 7
 Race Shoes 12
 Race Suits 11
 Racer Tape 18

Rack & Pinions 22
 Rack Boot Cover 22
 Rack Plates 22
 Rack Spacers 22
 Radiator Caps 62
 Radiator Fittings 62, 63, 64
 Radiator Hose Filler 64
 Radiator Hoses 64
 Radiator Repair Kit 63
 Radiator Screens 62
 Radiators 62
 Radios 13
 Ratchet Straps 96
 Rear End Fill Cans 38
 Rear End Vents 38
 Receivers & Accessories 13
 Reducer Bushings 30
 Regulators 71
 Release Bearing 56
 Remote Outlet Kit 80
 Restraints 6
 Retainer Rings 34
 Ride Height Gauges 98
 Rim Wrench 50
 Ring & Pinions 38
 Rivet Guns 94
 Riveters 94
 Rivets 18
 Rocker Arm Studs 86
 Rocker Arms 86
 Rocker Panels 16
 Rod Bolts 86
 Rod End Gauge 97
 Rod End Spacers 30
 Rod Ends 30
 Roll Bar Padding 9
 Roll Cage Kits 14
 Rolled Plastic 18
 Rollers 89
 Rollover Vents 71
 Roofs 17
 Rotor Hat 42
 Rotors 42, 81
 RPM Modules 83

S

S-Bars 32
 Safety Harnesses 6
 Safety Wire & Pliers 94
 Sail Panel Kits 17
 Scales 98
 Scalloped Tubes 31
 Scrub Bags 73
 Seat Belts 6
 Seat Mounts 7
 Seats 7
 Sending Units 85
 Servos 22
 Sheet Aluminum 18
 Shields 10
 Shifter Linkages 56
 Shifters 57
 Shim Kits 80, 81
 Shock Brackets 15, 31

Shock Bump Stops 28
 Shock Bumpers 28
 Shock Covers 28
 Shock Extensions 27, 28
 Shock Fluids 29, 99
 Shock Mounts 15, 28, 33, 34
 Shock Pins 27, 28
 Shock Protectors 28
 Shock Service Parts 27, 28, 29
 Shock Shims 28
 Shock Slider 27
 Shock Tools 29, 97
 Shocks 29
 Shoes 12
 Side Bells 36
 Sight Plugs 69
 Silicone 99
 Sipers 49
 Sixth Coil Assemblies 34
 Sixth Coil Mount 33
 Skid Plate 22
 Slip Yokes 61
 Spark Plug Wires 78
 Spark Plugs 83
 Spindle Checkers 97
 Spindle Nut Socket 97
 Spindle Nut Wrench 97
 Spindle Savers 23
 Spindles 23
 Spoiler Blades 17
 Spoiler Center Support 17
 Spoiler Ends 17
 Spoiler Hinges 17
 Spoiler Middle Support 17
 Spoiler Sides 17
 Spoilers 17
 Spools 38
 Spray Lube 101
 Spring Buckets 34
 Spring Cups 31
 Spring Plates and Spacers 31
 Spring Rubbers 27
 Spring Steel 19
 Springs 26, 27
 Stagger Gauge 49
 Starter Buttons 84
 Starter Heat Shields 78
 Starter Solenoids 78
 Starters 78
 Steel Punch 94
 Steel Suspension Tubes 31
 Steel Wheels 46, 47
 Steering Brackets 15
 Steering Columns 20
 Steering Mounts 20
 Steering Pumps 21
 Steering Quick Releases 20
 Steering Components 20, 23
 Steering U-Joints 22
 Steering Wheel Hook 20
 Steering Wheels 20
 Strut Bar & Rods 25
 Stud Girdles 88
 Suits 11

Suspension Limiters 34
Swaged Steel Tubes 31
Swing Arms 25
Switch Panels 84
Switches 84
Swivel Water Necks 64
Syphon Pumps 96

T

T-Bar Adjuster 17
T-Bar Breakaway 17
T-Shirts, Hats and Hoodies 102
Tachometers 84
Tape 18
Taps 94
Tear Offs 10
Terminal Blocks 80
Thermostat Housings 64
Throttle Linkages 70
Throttle Return Kit 70
Throttle Return Springs 70
Throttle Rods 70
Throttle Stops 70,71
Throwout Bearings 56
Tie Rod Spacers 23
Tie Rod Studs 23
Tie Rod Tubes 23
Tie Rods 23
Timing Cover Gaskets 89
Timing Covers 89
Timing Lights 83,95
Tire Chalk 50
Tire Cleaners 102
Tire Durometers 48
Tire Gauges 50
Tire Grinding Discs 48
Tire Groovers 49
Tire Inflator 50
Tire Needle Tool 49
Tire Prep 102
Tire Prep Station 49,97
Tire Sanding Discs 48

Tire Siper Head 49
Tire Sipers 49
Tire Spoons 50
Tire Stager Tape 50
Tire Treatment 102
Tire Wrap 50
Tires 50 - 55
Toe Gauge 98
Toe Plates 98
Toggle Switches 84
Top Dead Center Tools 95
Torque Absorber 32
Torque Link Accessories 32,33
Torque Links 33
Track Mats 98
Trailing Arm Mounts 15
Transfer Punch 19
Transmission Fluids 101
Transmission Mounts 61
Transmission Parts 56 - 61
Transmission Stands 96
Transmissions 57
Transponders 13
Tubing 14
Tubing End Caps 14
Tubing Ends 14
Turnbuckles 24

U

U-Bolts 38,61
U-Joints 22,38,61
Upper Control Arm Mounts 15
Upper Control Arms 25

V

Valances 16
Valve Core Tools 49
Valve Cover Gaskets 88
Valve Cover Studs 88
Valve Covers 88
Valve Keepers 87
Valve Seals 86

Valve Spring Compressors 95
Valve Springs 86
Valve Stem Pullers 49
Valve Stems 49
Valves 87
Valvetrain Components 86
Visors 10

W

Warning Lights 85
Water Necks 64
Water Pressure Sending Unit 65
Water Pressure Warning 65
Water Pump Pulleys 65
Water Pump Spacers 63
Water Pumps 63
Water Restrictors 64
Waxes 102
Weather Tight Connectors 79
Weight Clamps 14
Weight Jack Bolts 30
Weld-In Tubing Ends 14
Wheel Bearings 36
Wheel Cover Adapters 47
Wheel Covers 46,47
Wheel Flare 16
Wheel Spacers 46,47
Wheel Studs 48
Wheels 47,48
Wide 5 Bearing Kits 36
Wide 5 Dust Covers 36
Wide 5 Hubs 36
Wide 5 Wheels 46,47
Window Net Mounts 6
Window Nets 7
Wire Sets 79
Wiring Harnesses 83

Y-Z

Yokes 38,61
Zip Ties 18,96






ROLLER SLIDE TRANSMISSION

Assembly P/N 60120

Gliding on roller bearings, the Falcon Roller Slide Transmission telescopes 5 1/2" at the rear yoke allowing your drive line and suspension the freedom to move forward and rearward without inducing or limiting roll steer. The Roller Slide has all the advantages of more drive line travel and less maintenance, while being durable enough to handle the tough environment of today's racing. This transmission provides two speeds forward, reverse, and an integral hydraulic applied clutch which operates low and reverse. High gear is a direct drive 1 to 1 ratio. Well lubricated, frictionless bearings support all rotating components for superior durability.

Back to back testing shows this superior designed Roller Slide Transmission has more travel, less friction and requires less maintenance than other competing transmissions!



Assembly comes standard with an 18 spline floating input shaft, which contributes to the most positive high gear retention in the industry and. Also includes crank coupler P/N 62348-18.

Use [Option 8251-62348-10](#) for conversion to 10 spline at crank coupler.

An optional one piece input shaft is available upon request.

[Option 80111](#) 10 Spline
[Option 80111-18](#) 18 Spline



Poske's Performance Parts
1933 Staunton Turnpike
Parkersburg, WV 26104

CURRENT RESIDENT OR



PARKERSBURG, WEST VIRGINIA

SINCE 1978

800-430-RACE | www.Poske.com